



Rules of Parent Parking

DO

- ▶ Park further away and walk
- ▶ Ask permission to park on someone's verge
- ▶ Obey all street signs
- ▶ Use Kiss and Drive to drop off and pick up (vehicle cannot be left unattended)
- ▶ Be courteous
- ▶ Leave the car at home if possible

DO NOT

- ▶ Block driveways
- ▶ Park/stop on footpaths
- ▶ Obstruct children's crossings
- ▶ Park/stop contrary to signage
- ▶ Park/stop on verges without permission
- ▶ Park/stop within 10m of an intersection
- ▶ Park facing against the flow of traffic
- ▶ Double park

Parking Problems

The City of Belmont's Ranger Services are more than happy to help with any parking and safety concerns near your school.

For advice or help please contact **(08) 9477 7224** or visit our website **www.belmont.wa.gov.au**

Other helpful contacts:

Roadwise 9213 2066
www.walga.asn.au

Main Roads WA 9323 4111
www.mrwa.wa.gov.au

These organisations also publish road safety information which is available upon request.

SCHOOL PARKING

SCHOOL ROAD SAFETY AWARENESS



Creating opportunities



SCHOOL PARKING

Parking Concerns in School Areas

As it is not practical for schools to provide enough parking for everyone, it is the driver's responsibility to park their car legally and to help ease parking issues and keep the school's students safe.

Safety Concerns in and Around Schools

- ▶ Speeding motorists
- ▶ Park/stop on footpaths
- ▶ Park/stop across driveways
- ▶ Park/stop in dangerous areas
- ▶ Disregard of parking signage

What Can Parents Do?

- ▶ Always be aware of children
- ▶ Walk or cycle to school to drop off or collect children
- ▶ Try and use nearby parking facilities such as reserves or shopping centres, and walk a short distance to the school
- ▶ Plan your trip so you arrive on the school side of the road
- ▶ Try to arrive before peak pick up times
- ▶ Avoid leaving your vehicle for long periods
- ▶ Form a Road Wise committee (Contact your Principal and P&C)

What Can Teachers Do?

- ▶ Educate students about procedures around the school precinct
- ▶ Encourage children to educate their parents or carers about what they should and shouldn't do when parking near the school



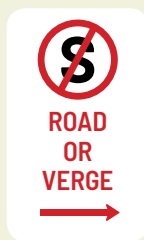
Warning Signs

Children warning and 40km/hour school speed zone signs are the responsibility of Main Roads WA and requests for additional signs or sign damage reports should be directed to them on 9323 4111 or 1800 800 009.

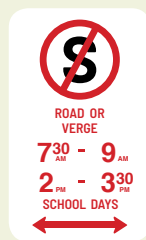
KISS and DRIVE zones typically allow parents to pick up and drop off at areas adjacent to the main school entrance.

Prohibition Signs


Parking prohibitions are imposed to regulate and modify parking patterns. Their main function is to ensure that potential vehicle/pedestrian conflicts are eliminated.



A vehicle cannot stop at all in signposted area.



A vehicle cannot stop to set down or pick up passengers during the times indicated on the sign.



A vehicle cannot park on the road in the sign posted area

Statutory No Stopping Areas

Statutory No Stopping areas also occur under the provisions of the Road Traffic Code. These areas may or may not be sign posted. For example, it is an offence to stop or park a vehicle:

- ▶ Within three metres of a double barrier white line
- ▶ Within ten metres of an intersection
- ▶ Within nine metres of a traffic island

Penalties and Fines

Please be aware that penalties may apply for:

- ▶ Park/stop on a NO STOPPING area (stopping on a road during the prohibited period)
- ▶ Stopping/parking on the footpath
- ▶ Parking in a NO PARKING area
- ▶ Double parking
- ▶ Park/stop on a nature strip (verge) without the owner's consent
- ▶ Park/stop such that the vehicle causes obstruction in a public place
- ▶ Parking facing the wrong way against traffic flow
- ▶ Park/stop on a median strip
- ▶ Park/stop contrary to signage

