



Ordinary Council Meeting

Minutes

22 July 2025



City of
Belmont

CITY OF BELMONT

Ordinary Council Meeting

Minutes

Table of Contents

22 July 2025

Item	Subject Heading	Page
1	Official Opening	6
2	Apologies and leave of absence	6
3	Declarations of interest that might cause a conflict	7
3.1	Financial Interests.....	7
3.2	Disclosure of interest that may affect impartiality	7
4	Announcements by the Presiding Member (without discussion) and declarations by Members	7
4.1	Announcements	7
4.2	Disclaimer.....	7
4.3	Declarations by Members who have not given due consideration to all matters contained in the business papers presently before the meeting	8
5	Public question time	8
5.1	Responses to questions taken on notice	8
5.1.1	Ms L Hollands, Redcliffe	8
5.1.2	Mr M Cardozo, Redcliffe	9
5.1.3	Mr Cardozo on behalf of Belmont East Ward Connect	11
5.1.4	Ms B Scharfenstein, Redcliffe.....	13
5.1.5	Ms K Moore, Kewdale	14
5.1.6	Ms L Harding, Rivervale	14
5.1.7	Ms D Ransome, Ascot	15

5.1.8 Ms M Morch, Lathlain	15
5.1.9 Ms A Dorizzi, Rivervale	16
5.2 Questions from members of the public	18
5.2.1 Ms L Hollands on behalf of Belmont Resident and Ratepayers Action Group	18
5.2.2 Ms L Hollands, Redcliffe	20
5.2.3 Ms C Henderson, Rivervale	21
5.2.4 Ms L Harding, Rivervale	22
5.2.5 Mr M Cardozo, Redcliffe	24
5.2.6 Mr M Cardozo on behalf of Belmont East Ward Connect	26
5.2.7 Ms J Gee, Cloverdale	27
6 Confirmation of Minutes/receipt of Matrix	30
6.1 Matrix for the Agenda Briefing Forum held 15 July 2025	30
6.2 Ordinary Council Meeting held 24 June 2025	30
7 Questions by Members on which due notice has been given (without discussion)	31
8 Questions by members without notice	31
8.1 Responses to questions taken on notice	31
8.1.1 Cr Kulczycki	31
8.2 Questions by members without notice	32
9 New business of an urgent nature approved by the person presiding or by decision	32
10 Business adjourned from a previous meeting	32
11 Reports of committees	32
11.1 Executive Committee held 24 February 2025 (circulated under separate cover)	32
12 Reports of administration	33
12.1 Local Planning Policy No. 20 - Great Eastern Highway Urban Corridor	33
12.2 Authority to Execute Documents - Landgate via Electronic Lodgement Network	50
12.3 Accounts for Payment June 2025	55
12.4 Monthly Financial Report for June 2025	66

13 Reports by the Chief Executive Officer86

 13.1 Request for leave of absence86

 13.2 Notice of motion86

14 Matters for which the meeting may be closed86

 14.1 Staff Matter Chief Executive Officer Annual Performance Appraisal
 2024-25.....87

15 Closure87

Attachments Index

- Attachment 12.1.1 – Item 12.1 refers
- Attachment 12.3.1 – Item 12.3 refers
- Attachment 12.4.1 – Item 12.4 refers

Alternative Formats

This document is available on the City of Belmont website and can be requested in alternative formats including electronic format by email, in hardcopy both in large and standard print and in other formats as requested. For further information please contact the Community Development team on (08) 9477 7219. For language assistance please contact TIS (Translating and Interpreting Service) on 131 450.

Elected Members are reminded to retain any confidential papers for discussion with the minutes.

**Minutes of the Ordinary Council Meeting held in the Council Chamber,
City of Belmont Civic Centre, 215 Wright Street, Cloverdale on Tuesday
22 July 2025 commencing at 6:30pm.**

Minutes

Present

Mayor R Rossi, JP (Presiding Member)	Mayor
Cr D Sessions (Deputy Mayor)	West Ward
Cr G Sekulla, JP	Central Ward
Cr J Harris	Central Ward
Cr B Ryan	East Ward
Cr J Davis	South Ward
Cr C Kulczycki	West Ward

In attendance

Mr W Loh	Acting Chief Executive Officer
Mr S Downing	Director Corporate and Governance
Mr A Bott	Acting Director Development and Communities
Mr M Murphy	Director Infrastructure Services
Mrs C Bridges	Executive Manager People and Culture
Ms D Dabala	Manager Governance and Legal
Mrs J Cherry-Murphy	Coordinator Governance
Mr J Cornell	Desktop Support Officer
Ms K Ahern	Senior Governance Officer

Members of the gallery

There were 6 members of the public in the gallery and no press representatives.

1 Official Opening

6:30pm The Presiding Member welcomed all those in attendance and declared the meeting open.

The Presiding Member read aloud the Acknowledgement of Country.

Acknowledgement of Country

Before I begin, I would like to acknowledge the Whadjuk Noongar people as the Traditional Owners of this land and pay my respects to Elders past, present and emerging.

I further acknowledge their cultural heritage, beliefs, connection and relationship with this land which continues today.

The Presiding Member invited Cr Harris to read aloud the Affirmation of Civic Duty and Responsibility on behalf of Elected Members. Cr Harris read aloud the affirmation.

Affirmation of Civic Duty and Responsibility

I make this affirmation in good faith and declare that I will duly, faithfully, honestly, and with integrity fulfil the duties of my office for all the people in the City of Belmont according to the best of my judgement and ability.

I will observe the City's Code of Conduct and Standing Orders to ensure efficient, effective and orderly decision making within this forum.

2 Apologies and leave of absence

Cr P Marks (apology)
Mr J Christie (apology)

East Ward
Chief Executive Officer

3 Declarations of interest that might cause a conflict

3.1 Financial Interests

Nil.

3.2 Disclosure of interest that may affect impartiality

Nil.

4 Announcements by the Presiding Member (without discussion) and declarations by Members

4.1 Announcements

Nil.

4.2 Disclaimer

6:32pm The Presiding Member drew the public gallery's attention to the Disclaimer.

The Presiding Member advised the following:

'I wish to draw attention to the Disclaimer Notice contained within the Agenda document and advise members of the public that any decisions made at the meeting tonight can be revoked, pursuant to the *Local Government Act 1995 (WA)*.

Therefore members of the public should not rely on any decisions until formal notification in writing by Council has been received.'

4.3 Declarations by Members who have not given due consideration to all matters contained in the business papers presently before the meeting

Nil.

5 Public question time

5.1 Responses to questions taken on notice

5.1.1 Ms L Hollands, Redcliffe

The following question was taken on notice at the 24 June 2025 Ordinary Council Meeting. Ms Hollands was provided with a response on 9 July 2025. The response from the City is recorded accordingly:

1. How much is the promotion of the 'Visit Belmont' campaign costing us? and,
 - i) In terms of success outcomes, how does it rate for Belmont in comparison to the Adachi campaign?

Response

The success of the various Visit Belmont promotional initiatives will be considered against a range of indicators including feedback from businesses, analysis of promotional engagement activity, and detailed economic statistics the City has access to that indicate changes in visitor spending habits within Belmont over time.

There is no current promotional campaign related to Adachi, so no relevant comparison is possible.

5.1.2 Mr M Cardozo, Redcliffe

The following questions were taken on notice at the 24 June 2025 Ordinary Council Meeting. Mr Cardozo was provided with a response on 10 July 2025. The response from the City is recorded accordingly:

1. Currently the City of Belmont does not have clear guidance on whether PowerPoint presentations can be used by those giving deputations at Agenda Briefing Forums. Can the City consider updating its Public Submission Time and Deputation Proforma to include a tick-box for residents to indicate that they would like to present a PowerPoint presentation alongside their deputation? and,
 - i) Will the City formalise a clear position on the use of PowerPoint presentations during Agenda Briefing Forums?

Response

Agenda Briefing Forums are for Council to receive information from and ask questions of City officers regarding agenda items for the upcoming Ordinary Council Meeting, and to assist Elected Members to gain an understanding about an agenda item.

Visual presentations for Council at an Agenda Briefing Forum are provided by officers to supplement the information provided to Elected Members.

Submissions and Deputations provide an opportunity for a member of the public who is directly affected by an agenda item to verbally address Council at an Agenda Briefing Forum.

Should a member of the public wish to make a submission or deputation using PowerPoint for their presentation, then the CEO or Mayor will consider the request to approve a deputation or submission under section 6.6(1) or section 6.7(1) respectively of the Standing Orders.

Before an ABF meeting, if an application for a submission or deputation with a PowerPoint presentation is made to the CEO, the submission/deputation application form together with the PowerPoint presentation must be provided to the CEO by 12pm on the day prior to the ABF via email. Noting the CEO's discretion to approve a submission or deputation only if the applicant is directly affected, a decision by the CEO to also approve or refuse a PowerPoint presentation as part of that submission or deputation will be guided by – and not limited to – considerations such as Information Technology and data security, appropriateness of content and relevance to the agenda item.

At an ABF meeting, if a person or group directly affected by a matter requests the Mayor to allow them to make a submission or deputation using PowerPoint, the Mayor will not allow the PowerPoint to be used in the submission or deputation to ensure the integrity of the City's Information Systems.

2. The Matrix of the Agenda Briefing Forums includes generalised summaries of points raised and officer responses under 'Notes from Forum,' without indicating who asked the question or what the question actually was. Will the City commit to publishing the actual questions asked with the responses provided, or at a minimum attributing questions to the Elected Member who raised them in the minutes of the Agenda Briefing Forum?

Response

Agenda Briefing Forums are for Council to receive information from, and ask questions, of City officers regarding agenda items for the upcoming Ordinary Council Meeting to enable Elected Members to understand the details of an upcoming agenda item.

As per the Chief Executive Officer's response, no Council proceedings are minuted verbatim, and the City intends to continue this practice.

3. Will the City consider including a brief summary of the key points raised in submissions and deputations at Agenda Briefing Forums, particularly in instances where the Proformas have no infilled detail, so that the public can better understand community input?

Response

It is not the City's role to decipher the information provided by community members in a submission or deputation at an Agenda Briefing Forum. It is up to the submitter or depute to ensure that the information they provide is clear and cogent to ensure clarity of their message.

As per the Chief Executive Officer's response on other questions raised, no Council proceedings are minuted verbatim, and the City intends to continue this practice. The City will not provide a summary of the points raised at submissions or deputations. As per our current practice, where a submission or deputation form is submitted prior to or at the Agenda Briefing Forum (ABF) and is approved by the CEO or Presiding Member, the form becomes a tabled attachment to the ABF Matrix.

4. In relation to the City of Belmont's YouTube videos and content, who is responsible for making the decision to disable all comments across the City's YouTube videos and livestreams? and,
- i) Will the City consider review this approach of disabling comments in light of Council Policy 55 – Community Engagement?

Response

The livestreaming of an Ordinary Council Meeting is undertaken as required by the Local Government Act and Regulations. As consistent with Standing Orders, the City's position is that no public comments are permitted during Ordinary Council Meeting proceedings in Chambers and this restriction will apply to the livestreamed Council meeting.

With regards to other City YouTube content, the City is not currently considering permitting comments on the City's YouTube livestream as the City does not consider it a conversational platform. The City uses other channels and social media platforms for this purpose.

The City continues to provide a number of ways in which the community can engage or communicate with the City, including via normal correspondence, email and Belmont Connect (which is a platform designed specifically for community engagement).

5.1.3 Mr Cardozo on behalf of Belmont East Ward Connect

The following questions were taken on notice at the 24 June 2025 Ordinary Council Meeting. Mr Cardozo was provided with a response on 11 July 2025. The response from the City is recorded accordingly:

1. Recent City strategies, including the Urban Forest Strategy and Sustainable Transport Strategy went through a public feedback period, but do not include a published summary of submissions. Can the City explain why some strategies include these community feedback summaries, whilst others do not?

Response

Where a strategy is developed following a detailed up-front engagement process, the results of the engagement are included and summarised within the strategy document itself. This was the case with both the Urban Forest Strategy and the proposed Sustainable Transport Strategy.

2. How does the City ensure that community feedback for a strategy is responded to when the feedback is not published within the final strategy?

Response

The purpose of upfront engagement is that the results of that engagement guide the strategy development itself. City officers are diligent in ensuring that engagement results are incorporated in strategies and, as noted previously the results of such engagement are summarised in the strategy itself.

3. Will the City commit to retrospectively publishing the summaries of submissions from community feedback as well as responses from officers for strategies such as the Urban Forest Strategy and Sustainable Transport Strategy?

Response

As noted previously, the engagement results for both the Urban Forest Strategy and Sustainable Transport Strategy are summarised within the strategies themselves:

- **Urban Forest Strategy: Section 2.4.1**
- **Sustainable Transport Strategy: Section 3.6**

4. Will the City release the audio recording of the 18 June 2025 Agenda Briefing Forum, and publish a public link to it to allow the deputation and associated discussion to be shared with the community? and,
 - i) If the City declines to release the audio, will it instead commit to publishing a full transcript or full record of the deputation and discussion?

Response

As per the Chief Executive Officer's response on other questions raised, no council proceedings are minuted verbatim, and the City intends to continue this practice. The City will not provide a full transcript or full record of the deputation and discussion.

5.1.4 Ms B Scharfenstein, Redcliffe

The following questions were taken on notice at the 24 June 2025 Ordinary Council Meeting. Ms Scharfenstein was provided with a response on 11 July 2025. The response from the City is recorded accordingly:

1. A resident recently brought to attention of the City hazardous pedestrian crossing conditions at Boulder Avenue and Second Street due to vision being obstructed by street parked cars. Will the City consider a simple measure to increase visibility of oncoming traffic for pedestrians and vehicles, such as the installation of a convex mirror in the middle of the roundabout? and,
 - i) If not, why not?

Response

The City has liaised with the neighbouring property owner to resolve verge parking issues that have resulted in masked sight lines at the Boulder Avenue pedestrian crossing from Second Street.

2. On 11 November 2024 I wrote to Chief Executive Officer advising there was no pedestrian footpath crossovers from First Street to Boulder Avenue, and to access the Boulder Avenue playground. On the 24 November 2024, the Director Infrastructure Services advised he would have his team look into this, as of current I have not received any further communication on the progress of this matter, nor have any works taken place. Why has there been no apparent attempt to fix these footpaths or install crossovers?

Response

This request has been reviewed and can be accommodated with minor alterations to the existing paths and a new section of path to the playground itself. Implementation is anticipated late August/early September.

5.1.5 Ms K Moore, Kewdale

The following question was taken on notice at the 24 June 2025 Ordinary Council Meeting. Ms Moore was provided with a response on 11 July 2025. The response from the City is recorded accordingly:

2. How will the City move beyond integrated transport ticketing models to adapt other systematic and cultural changes that support independent safe travel for children in Belmont?

Response

The integrated ticketing model adopted in Western Australia is the SmartRider system. This is managed at a State level, not a local government level.

Within the Sustainable Transport Strategy, the City proposed a number of initiatives to improve sustainable transport travel for children including improved education, infrastructure and public transport connectivity and timetabling. Some of these initiatives can be led directly by the City whereas others require advocacy as noted in the Strategy.

With regards culture change, Perth remains a predominately car-centric culture. The Sustainable Transport Strategy demonstrates the City's commitment to work with wider stakeholders to change this culture over time.

5.1.6 Ms L Harding, Rivervale

The following question was taken on notice at the 24 June 2025 Ordinary Council Meeting. Ms Harding was provided with a response on 11 July 2025. The response from the City is recorded accordingly:

2. Will the City consider forming a sustainable transport community advisory group, including residents, Councillors, officers and local stakeholders to monitor implementation and provide feedback throughout the lifetime of the Sustainable Transport Strategy's implementation plan?

Response

The proposed Sustainable Transport Strategy was not endorsed by Council at the 24 June 2025 Ordinary Council Meeting. The development of an implementation plan for the proposed Sustainable Transport Strategy will not proceed.

5.1.7 Ms D Ransome, Ascot

The following questions were taken on notice at the 24 June 2025 Ordinary Council Meeting. Ms Ransome was provided with a response on 11 July 2025. The response from the City is recorded accordingly:

1. In relation to the Urban Forest Strategy, does the Council acknowledge that the Tonkin Gap Project and the projected loss of mature trees in the Ascot Stabling Precinct will affect the City of Belmont's current tree canopy?

Response

The City acknowledges that the Tonkin Gap Project involved tree removal, and that the proposed Ascot Racecourse Stabling Facility also includes tree removal. Like any tree removal, whether associated with these projects or not, this contributes to changes in the City's overall canopy coverage.

2. Given that the Council plans to investigate available policy mechanisms as a key action to address the issue of tree loss due to infill development, will Belmont ratepayers face restrictions on developing on their land, whilst large mature trees have all been removed for the Tonkin Gap Project and Ascot Stabling Projects?

Response

The City's Urban Forest Strategy includes an action to advocate for amendments to State planning legislation that would enable better protection of trees on private land. Whether any such changes are made, and how they may apply, will be determined by the State Government.

5.1.8 Ms M Morch, Lathlain

The following questions were taken on notice at the 24 June 2025 Ordinary Council Meeting. Ms Morch was provided with a response on 11 July 2025. The response from the City is recorded accordingly:

1. Does the City have a plan to tackle the issue of vehicles overhanging pedestrian pathways near Rivervale Primary School?

Response

When the matter of vehicles overhanging pathways is reported the City investigates on a case-by-case basis. Solutions such as wheel-stop or local widening can be considered depending on the local constraints.

City officers have investigated Rivervale Primary school and there is only parking parallel with the street, so there should be no issues with overhanging pedestrian pathways.

Verge parking is permitted unless the adjacent property owner lodges a complaint with Rangers Department.

2. Will the Sustainable Transport Strategy's Implementation Plan include actions for safety for students across Belmont?

Response

The matter of student safety was covered in a number of the Priority Initiatives in the proposed Sustainable Transport Strategy that was presented to Council.

However, the proposed Sustainable Transport Strategy was not endorsed by Council at the 24 June 2025 Ordinary Council Meeting.

The development of an implementation plan for the proposed Sustainable Transport Strategy will not proceed.

5.1.9 Ms A Dorizzi, Rivervale

The following questions were taken on notice at the 24 June 2025 Ordinary Council Meeting. Ms Dorizzi was provided with a response on 11 July 2025. The response from the City is recorded accordingly:

2. Will the Implementation Plan include a delivery timeline for each initiative and identify which actions are proposed within one, 3 or 5 years? and,
 - i) Will it be available to the public like the previous Strategy's Implementation plan and like other Local Government plans?

Response

The proposed Sustainable Transport Strategy was not endorsed by Council at the 24 June 2025 OCM.

The development of an implementation plan for the proposed Sustainable Transport Strategy will not proceed.

3. The Sustainable Transport Strategy does not mention the Department of Transport's "Your Move" programme which helps support schools and organisations to improve the uptake of active transport. What is the percentage of schools within the City of Belmont who are registered for this programme? and,

i) Do you intend to support the schools to increase this number?

Response

The City supports schools through a range of initiatives, including promotion of the Your Move programme.

Currently:

- **5 out of 12 schools are registered in the DoT's Your Move program, an increase of one from last year.**
- **2 out of those 5 have a Safe Routes to School Access Guide (through which 6 active transport routes were identified to be promoted, stencilled and improved where necessary).**

Following close engagement with DoT, it is worth noting that a key barrier for school's registration and continuous involvement is the lack of available staff to act as 'Your Move Champions' to lead walking and cycling initiatives, survey and marketing.

The City continues to support all schools within its capacity and promotes this State programme.

5.2 Questions from members of the public

6:33pm The Presiding Member drew the public gallery's attention to the rules of Public Question Time as written in the Public Question Time Form.

In accordance with rule (I), the Mayor advised that he had registered 6 members of the public who had given prior notice to ask questions.

The Presiding Member invited members of the public who had yet to register their interest to ask a question to do so. One further registration was forthcoming.

5.2.1 Ms L Hollands on behalf of Belmont Resident and Ratepayers Action Group

1. At the 24 June 2025 Ordinary Council Meeting I asked 'how does the 'Visit Belmont' campaign rate, in terms of successful outcomes, in comparison to the Adachi campaign?' This question was taken on notice, however, there has been no minuted response. Therefore, I am asking for that question to please be answered today.

Response

The Acting Chief Executive Officer stated that the 'Visit Belmont Campaign' and the Adachi Sister City relationship are two separate programs and there is no direct comparison as there is no tourism or visiting outcomes associated with the Adachi Sister City relationship.

2. So, there are no outcomes, correct?

Response

The Acting Chief Executive Officer stated that the outcomes of the Adachi Sister City program are different from the 'Visit Belmont' campaign, so there is no comparison.

3. At the 24 June 2025 Ordinary Council Meeting, I asked about the shortfall of 126 car bays at the hotel development in Redcliffe, which was supported by the City's administration and approved by the Development Assessment Panel (DAP). The City has stated that if it is found, once the development is completed, that the car parking is occurring in a manner that was not approved, City officers will investigate and act accordingly. What does 'act accordingly' mean?
- i) Will the City impose time limit parking on the affected streets, or no parking?
 - ii) If so, how long will the City take to act, as the residents of the Redcliffe area have already waited years to get something done about the traffic?

Response

The Acting Chief Executive Officer stated that the question on parking depends on what the situation is at the time. The experience with other short stay accommodation developments might be quite different from what we see at the Redcliffe site. If vehicles are illegally parked, they will be infringed. If there is a need to explore time limited or other parking controls, that will be done so in the context of that particular property.

4. When can we expect any of the approved works at Belvidere Street to commence? and,
- i) How long is the work expected to take?

Response

The Director Infrastructure Services stated that the City is hoping to tender the works for Belvidere Street soon and bring it to Council before the end of the year. Works are expected to commence in March of 2026 and it is anticipated that those works will take at least 9 to 10 months.

5.2.2 Ms L Hollands, Redcliffe

1. I have been asking questions about the Mayor sending a letter to me quoting rules around causing a disturbance. There have been two different responses when asked why I am being blamed for the behaviour of the public gallery. With two different responses in the minutes, I am asking, am I being held responsible for the behaviour of the public gallery or not?
 - i) If not, will all the members of the public in the gallery be receiving a letter reminding them of this rule?

Response

The Acting Chief Executive Officer stated that no, Ms Hollands will not be held responsible for the conduct of others in the gallery.

2. Will the Chief Executive Officer be able to overrule that response?

Response

The Acting Chief Executive Officer stated that the question has been answered and that it is not reasonable for someone asking a question to be held responsible for the behaviour or disturbance of others in the public gallery.

3. Will Council consider reducing the size of the delegation due to travel to Adachi to sign an extension of the Sister City programme so that costs can be saved, and the additional money could be given to the children who represent the City of Belmont overseas or interstate?

Response

The Acting Chief Executive Officer stated that the citizens exchange to Adachi occurs once every 5 years. At that point in time, the Council will decide what the appropriate makeup of the delegation is. Other factors to do with cost are dealt with in the budget each year.

4. I have asked several questions regarding the Standing Orders and the Public Question Time form. None of the responses referred to in the minutes have specifically answered the question. Why does the administration make up rules for Public Question Time, which they have no authority to make without following the correct procedures?
 - i) If I am wrong with the above assertion, please answer the question which has been asked previously for the legislation or regulation that allows Council to make different rules on the back of the Public Question Time form in conjunction with the Standing Orders?

Response

The Manager Governance and Legal stated that this line of questioning has been addressed previously. The City does not make up its rules for Public Question Time. These rules are a distillation of both the *Local Government Act 1995 (WA)*, the *Local Government (Administration) Regulations 1996 (WA)* and the Standing Orders to assist those wishing to provide a question at Public Question Time, and to save the questioner the job of wading their way through the Local Government Act, Regulations and the Standing Orders. The rules of Public Question Time are completely consistent with the Act, Regulations, and Standing Orders and this has been explained to Ms Hollands previously.

5. Why are the Standing Orders not on the back of the Public Question Time form?

Response

The Manager Governance and Legal stated that the previous answer stands. The guidance at the back of the Public Question Time form is to assist questioners to easily understand the rules that govern Public Question Time. The rules of Public Question Time are consistent with the Local Government Act, the Standing Orders, and the regulations that apply.

5.2.3 Ms C Henderson, Rivervale

1. Why have the critically proposed underpass and overpass improvements not been included in the Great Eastern Highway Urban Corridor Planning Policy, given their inclusion in the Great Eastern Highway Urban Corridor Strategy?

Response

The Acting Director Development and Communities stated that a local planning policy can only deal with some lower-level matters such as setbacks and heights. Large scale items such as crossings, be it overpasses or underpasses would be significant infrastructure and go beyond what a local planning policy can cover.

2. Given that the Strategy suggests that the proposed underpasses and overpasses can be integrated architecture, would this not mean that it is essential to at least refer to them in the planning policy?

Response

The Acting Director Development and Communities stated that referring back to his first response, those matters would go beyond what can be included in a local planning policy. As the crossing matter is further detailed, either by scheme provisions or structure plans, the City would likely amend the Policy at the same time so that the provisions line up.

5.2.4 Ms L Harding, Rivervale

1. Would the City consider establishing a Community Advisory Group focused on sustainable transport, bringing together residents, councillors, officers, and local stakeholders to encourage collaboration, gather feedback and help guide progress on walking, cycling and public transport initiatives within the City of Belmont?

Response

The Director Infrastructure Services stated that the City conducted a detailed engagement process to develop the Sustainable Transport Strategy that was unfortunately not endorsed by Council. As the Chief Executive Officer has let Council know, the City will be reviewing the results of the engagement process versus what was included in the Strategy. It has previously been noted in relation to this question that when the City does get a Sustainable Transport Strategy and the Implementation Plan endorsed by Council, the Implementation Plan will cover a wide number of areas with a large number of actions.

The Director Infrastructure Services does not believe that a community group monitoring the progress of the Implementation Plan would add value. However, there will be several projects that will arise from the Implementation Plan that would have detailed engagement with the community, especially anything to do with infrastructure.

In previous responses the City has noted that when there is an Implementation Plan in place, the City would have a summary version posted on the City of Belmont website and that members of the public can also come and speak to the City about it. The City will be reporting regularly on progress of the Implementation Plan.

The Director Infrastructure Services stated in response to Mayor Rossi's query relating to whether the formation of a community consultation group was considered prior to the development of the Sustainable Transport Plan, that referring back to his response to Ms Harding's question, a community engagement process was undertaken in relation to the Sustainable Transport Strategy and that the City has committed to Council to review the engagement that was completed versus what was included in the Strategy and this will be brought to a future Information Forum.

2. Could the City advise whether there is a single consolidated map that displays all public comments submitted through the Belmont Connect mapping function regardless of the consultation event?
 - i) Is the same data integrated within the City's IntraMaps planning system and the record keeping system?

Response

The Director Infrastructure Services stated that this question would be taken on notice.

3. Does the City keep a record of each of the public feedback items that are submitted via Belmont Connect,
 - i) And whether those feedback items are being addressed and the status of each of the items?

Response

The Director Corporate and Governance stated that this question would be taken on notice.

4. Does the City keep a record of public communication, via both Snap, Send, Solve and online forms or any other communication avenues?
 - i) Does the City keep track of the status of whether those items have been addressed and how many working days have passed since the contact was initiated?

Response

The Director Corporate and Governance stated that Snap, Send, Solve is not a City of Belmont system and as such the City cannot guarantee that anything sent through that system is received by the City. The City does not favour Snap, Send, Solve as it does not give locations, and only gives a picture. The City does not subscribe to Snap, Send, Solve and as such they do not send the City details, they only send pictures. Trying to match pictures with locations can be quite difficult. That is if the City receives the picture at all.

The Director Corporate and Governance stated in response to Mayor Rossi's enquiry relating to the City being able to look into Ms Harding's public communication sent to the City in February 2025, and investigate as to why it has not been actioned, that the City does keep records and it is a matter for review by the Executive Leadership Team and that the Director Infrastructure Services will look into what has caused the problem.

7:00pm Sessions moved, Harris seconded, that Public Question Time be extended.

5.2.5 Mr M Cardozo, Redcliffe

1. The City has previously indicated that comparisons with neighbouring Local Government Areas are only valid if those Local Government Areas are also Band 1. Can the City publish a table listing all 23 Band 1 Local Government Areas in Western Australia, indicating which ones provide public access to their Agenda Briefing Forums via livestream or recorded video or audio?

Response

The Director Corporate and Governance stated that this is something the City can do.

2. Can the City confirm what percentage of Local Government Areas currently provide public access to Agenda Briefing Forums via livestream or recording?

i) and where the City of Belmont sits in relation to that?

Response

The Director Corporate and Governance stated that this question will be taken on notice.

3. Can the City confirm what percentage of the 15 Perth metropolitan Band 1 Local Government Areas currently provide public access to their Agenda Briefing Forums via livestream or recording and whether Belmont is now in the minority within this group?

Response

The Director Corporate and Governance stated that this question will be taken on notice.

4. Can the City clarify whether the upcoming Tranche 2 reforms will actually require Local Governments to livestream Agenda Briefing Forums and whether awaiting the upcoming reforms was a valid reason to delay debating the matter?

Response

The Director Corporate and Governance stated that this matter has been discussed and raised at previous Council meetings. As part of the Local Government reform agenda that the Western Australia State Government has initiated over the last 12 months and continuing over the next 12 months, the State Government has not required Local Governments to livestream Agenda Briefing Forums, only decision making forums are to be livestreamed. This has been mandated that all council meetings both Ordinary and Special are to be livestreamed. That is where decision making is made and the State Government wants to see that as transparent for all members of the public, regardless of whether they livestream the meeting or attend in person.

The State Government is aware that Local Governments hold briefing sessions, some of which are held behind closed doors, some are held as a public forum. The State Government has made no efforts to legislate those meetings to be livestreamed or minuted because they are not

decision-making forums, they are information forums only and are for the benefit of elected members so they can make informed decisions at the following council meeting.

5.2.6 Mr M Cardozo on behalf of Belmont East Ward Connect

1. Can the City confirm that there is currently no provision in the City of Belmont's Standing Orders, Local Law, or any adopted policy, that prevents a resident from representing an informal or unincorporated community group when asking a question during Public Question Time?

Response

The Director Corporate and Governance stated that there is no such document.

2. Will the City commit to publishing the full community feedback in relation to the Sustainable Transport Strategy and corresponding officers responses, when the Sustainable Transport Strategy returns to Council as has been done with previous strategies?

Response

The Acting Chief Executive Officer stated that when the Sustainable Transport Strategy is reconsidered, then the appropriate means of community engagement and how that loop will be closed as far as community input goes will be considered. That will be presented to Council to consider whether it is satisfactory.

The Acting Chief Executive Officer stated that the rest of the question would be taken on notice.

3. When rejecting the Sustainable Transport Strategy at the June Ordinary Council Meeting. The Mayor, in casting the deciding vote, referenced significant community attendance and suggested confusion exists around the Strategy. If the City continues to withhold the feedback it received, how does the City expect that confusion to be resolved?
 - i) How can Council or the public be confident that officer recommendations genuinely reflect community input if that input remains inaccessible?

Response

The Director Infrastructure Services stated that the Acting CEO has mentioned that this will be considered when the Sustainable Transport Strategy comes back to Council. The City is currently reviewing the community engagement process that was undertaken versus the Strategy and the City will present this to Council. A decision will be made at that time as to the most appropriate way to present results.

4. Can the City confirm whether there is a consistent policy or decision making framework that governs when community feedback is published?
 - i) And if not, will the City commit to adopting one to ensure transparency and fairness across all future strategies.

Response

The Acting Chief Executive Officer stated that there is not a 'one size fits' all approach to community engagement on various different strategies. It would depend on what the item or document is.

The Engagement Plan will be tailored to deal with each matter. The City seeks to ensure consistency in looping back the stakeholders who have provided input and this is something that the City is committed to doing better each time. However, there is no 'one size fits all' approach to community engagement.

5.2.7 Ms J Gee, Cloverdale

1. How many staff does the City currently employ and how many of those live in the City of Belmont?

Response

The Acting Chief Executive Officer clarified that there needs to be separation in certain duties that officers carry out. If there is an interest in certain duties carried out then this needs to be declared. The rest of the question will be taken on notice.

2. With the urban infill, I believe that we have reached targets and quotas for future housing. When are Councillors going to start voting for a better Belmont and not a built-up Belmont?

Response

The Acting Chief Executive Officer stated that there is an ultimate target in future years. There are also interim targets. What the City has learnt with the Housing Strategy and Planning Strategy work that the Planning Department has undertaken is that the interim targets have been met, and in some cases exceeded. Most of the dwellings have been delivered in precincts such as The Springs and apartment developments along Great Eastern Highway as well as some of the infill areas across the range of suburbs.

There is a requirement for the City to continue achieving its targets set by the State Government. The planning scheme must be structured to enable future development and that will be considered by the Planning Commission and ultimately determined by the Minister. The City has put in place, and Elected Members make decisions based on, the planning framework including design quality. The City has a Design Review Panel, which includes input from expert architects as well as urban designers.

The Acting Director Development and Communities stated that yes, the City has historically met interim targets, but it is very important for the planning framework to continue to facilitate a pipeline of meeting those targets into the future. The reason for that is when we do schemes, if the City has met its infill targets, it means the City can take a more nuanced approach to density and potentially focus more on quality outcomes.

There have been Local Governments in Perth that haven't met their density targets, and when their schemes were reviewed by the State, the State responded by significantly increasing densities across the board. That is why it is beneficial that the City plans out how housing targets can continue to be met.

3. People do not realise that Western Australia is such a big state, and that Perth is such a big City. There seems to be certain areas with very high densities. Belmont was always promoted as being the City of Opportunity. A friendly, family place to live and settle. When did this change?
 - i) When did Belmont stop becoming family friendly; and
 - ii) When will the City look at the values that we had long ago that made Belmont what it was?

Response

The Acting Chief Executive Officer stated that the City's position on being the City of Opportunity and a City to Belong has not changed. The City has had to look at the population growth trends and demographics. The demographics show the average household size that has settled in the City of Belmont. However, the City's planning framework does allow for a range of housing types from apartments to single houses, or group dwellings. A large proportion of the Belmont community are single person households. The average household size in the City of Belmont is 2.3, from memory, which is lower than the State average. The City is planning to cater for the population that is settling in Belmont. The City still has that mix of housing types to facilitate families and children.

4. With the above in mind and the fact that we seem to lose public open space, I would like to ask Councillors what sort of future are we leaving for our children and grandchildren?

Response

Mayor Rossi stated that it would be up to each individual Elected Member to think about what has just been said.

7:18pm As there were no further questions, the Presiding Member declared Public Question Time closed.

6 Confirmation of Minutes/receipt of Matrix

6.1 Matrix for the Agenda Briefing Forum held 15 July 2025

Officer Recommendation

Sessions moved, Kulczycki seconded

That the Matrix of the Agenda Briefing Forum held on 15 July 2025, as printed and circulated to all Elected Members, be received and noted.

Carried Unanimously 7 votes to 0

For: Davis, Harris, Kulczycki, Rossi, Ryan, Sekulla and Sessions

Against: Nil

6.2 Ordinary Council Meeting held 24 June 2025

Officer Recommendation

Sekulla moved, Sessions seconded

That the Minutes of the Ordinary Council Meeting held on 24 June 2025, as printed and circulated to all Elected Members, be confirmed as a true and accurate record.

Carried Unanimously 7 votes to 0

For: Davis, Harris, Kulczycki, Rossi, Ryan, Sekulla and Sessions

Against: Nil

7 Questions by Members on which due notice has been given (without discussion)

Nil.

8 Questions by members without notice

8.1 Responses to questions taken on notice

8.1.1 Cr Kulczycki

2. There have been consequences of the recent Main Roads roadworks at the intersection of Great Eastern Highway and Kooyong Road. Kooyong Road is a local distributor road and there is a concern amongst residents about the new layout which has reduced the width of the southeast lane of Kooyong Road. Due to this configuration and the close proximity of the bus stop to the intersection, this has had subsequent impacts on traffic flow into Rivervale and consequently the efficiency of the northeast turning lane on Great Eastern Highway. What can the City do to notify Main Roads WA and the Public Transport Authority about these impacts and explore options to potentially move the stop to alleviate the bottleneck and improve safety for all transport users?

Response

This is a Main Roads project to improve the efficiency of traffic flow out of Kooyong Rd by providing dedicated lanes for all egress movements. A land resumption and relocation of services and a retaining wall were required to gain the additional width required. All lane widths meet the minimum requirements at 3.2m for turning and bus operations and 3.0m for straight ahead movements.

Main Roads engaged with Public Transport Authority who despite the removal of the lead-in kerb approved the design in preference to a potential relocation of the bus stop. A road safety audit was undertaken at the 85% design stage which given the low volume and speeds of turning vehicles did not recommend any changes.

8.2 Questions by members without notice

Nil.

9 New business of an urgent nature approved by the person presiding or by decision

Nil.

10 Business adjourned from a previous meeting

Nil.

11 Reports of committees

Nil.

11.1 Executive Committee held 24 February 2025 (circulated under separate cover)

Officer Recommendation

Sessions moved, Sekulla seconded

That the Minutes of the Executive Committee held on 24 February 2025 as previously circulated to all Elected Members, be confirmed following the abolition of the Executive Committee on 30 June 2025.

Carried Unanimously 7 votes to 0

For: Davis, Harris, Kulczycki, Rossi, Ryan, Sekulla and Sessions

Against: Nil

12 Reports of administration

Withdrawn Items

Item 12.1 was withdrawn at the request of Cr Kulczycki.

Harris moved, Sessions seconded

That with the exceptions of Item 12.1 which is to be considered separately, the Officer Recommendations for Items 12.2, 12.3 and 12.4 be adopted en bloc.

Carried unanimously 7 votes to 0

For: Davis, Harris, Kulczycki, Rossi, Ryan, Sekulla and Sessions

Against: Nil

12.1 Local Planning Policy No. 20 - Great Eastern Highway Urban Corridor

Voting Requirement	:	Simple Majority
Subject Index	:	LPP15/020
Location/Property Index	:	Various
Application Index	:	N/A
Disclosure of any Interest	:	Nil
Previous Items	:	Great Eastern Highway Urban Corridor Strategy: 22 May 2018 Ordinary Council Meeting Item 12.2 26 September 2023 Ordinary Council Meeting Item 12.2 22 October 2024 Ordinary Council Meeting Item 12.3
Applicant	:	N/A
Owner	:	Various
Responsible Division	:	Development and Communities

Council role

Legislative Includes adopting local laws, local planning schemes and policies.

Purpose of report

For Council to consider endorsing draft Local Planning Policy No. 20 – Great Eastern Highway Urban Corridor (LPP 20) for the purpose of advertising.

Summary and key issues

- At the 22 October 2024 Ordinary Council Meeting (OCM), Council resolved to adopt the Great Eastern Highway Urban Corridor Strategy (the Strategy).
- The Strategy was prepared to establish a vision and coordinate future development adjacent to Great Eastern Highway. As a strategic document, the Strategy will inform future planning instruments, including the new Local Planning Scheme.
- To support its implementation in the interim, key elements of the Strategy relating to public spaces, landscape zones, connections, access, parking,

building height and plot ratio, setbacks and built form transitions have been incorporated into a draft Local Planning Policy.

- This approach ensures the Strategy’s key principles are applied to development assessment during the interim period, prior to their incorporation into the new Local Planning Scheme.
- It is recommended that Council endorses draft Local Planning Policy No. 20 – Great Eastern Highway Urban Corridor for public advertising.

Officer Recommendation

Kulczycki moved, Harris seconded

That Council endorses draft Local Planning Policy No. 20 ‘Great Eastern Highway Urban Corridor’, contained as Attachment 12.1.1 for advertising in accordance with the requirements of Schedule 2, Part 2, Clause 4 of the *Planning and Development (Local Planning Schemes) Regulations 2015 (WA)*.

Carried Unanimously 7 votes to 0

For: Davis, Harris, Kulczycki, Rossi, Ryan, Sekulla and Sessions

Against: Nil

Location

Draft LPP 20 relates to lots adjacent to Great Eastern Highway, between Graham Farmer Freeway in Rivervale to land east of Ivy Street in Ascot, Redcliffe and South Guilford. The extent of the Great Eastern Highway corridor is shown in Figure 1.



Figure 1: Extent of Great Eastern Highway Urban Corridor (marked in red)

Consultation

No consultation has been undertaken on the draft Policy at this stage, as the first step in the preparation of a Local Planning Policy is to seek Council approval to advertise it. However, extensive consultation was undertaken on the Great Eastern Highway Urban Corridor Strategy, which forms the basis of the Policy.

The draft Policy will be advertised in accordance with the *Planning and Development (Local Planning Schemes) Regulations 2015 (WA)*. Further details are outlined in the 'Statutory Environment' section of this report.

Strategic Community Plan implications

In accordance with the 2024–2034 Strategic Community Plan:

Key Performance Area: Place

Outcome: 6. Sustainable population growth with responsible urban planning.

Outcome: 7. Attractive and welcoming places.

Outcome: 8. A city that is easy to get around safely and sustainably.

Key Performance Area: Performance

Outcome: 11. A happy, well informed and engaged community.

Policy implications

Should Council adopt LPP 20, this Policy will guide the assessment of future applications for development adjacent to Great Eastern Highway.

Statutory environment

Strategic Planning Framework

Perth and Peel @ 3.5 Million

The State strategic framework documented under the Western Australian Planning Commission (WAPC) 'Perth and Peel @ 3.5 million' impacts upon the statutory direction for the City.

The Perth and Peel region will need to accommodate significant population growth by 2050 with an additional 1.5 million people requiring approximately 800,000 new homes. The 'Perth and Peel @ 3.5 million' strategic planning framework requires that a substantial amount of this growth (i.e. 47%) be delivered through infill developments. It forecasts that the City of Belmont population will increase to 60,260 people by 2050 and to accommodate that increase, an additional 10,410 dwellings will be required.

Perth and Peel @ 3.5 Million promotes the concept of 'Urban Corridors' as a way of achieving integrated land use and transport outcomes. Great Eastern Highway is identified as an 'Urban Corridor' because it provides a connection between the Burswood and Perth Airport Activity Centres.

The framework suggests that focus should be given to investigating increased residential densities and mixed land uses along 'Urban Corridors'. In doing so, an understanding of the existing and future function of the urban corridor from both a transport and land use perspective is needed to determine future growth opportunities. When considering areas for intensification, emphasis should be given to maintaining the operational efficiency of the transport network, enhancing urban amenity and ensuring minimal impact on the surrounding urban fabric.

Statutory Planning Framework

Planning and Development (Local Planning Schemes) Regulations 2015 (WA)

The procedure for making and amending a local planning policy is outlined under Schedule 2, Part 2, Clauses 3 to 6 of the *Planning and Development (Local Planning Schemes) Regulations 2015 (WA)*.

In terms of consultation, Clause 4(1)(a) of the Deemed Provisions requires the draft Policy and a notice to be published on the City's website. If the local government considers it appropriate, a notice shall also be published in a local newspaper circulating within the Scheme area, and the Policy made available for viewing at a location within the district.

The notice is to advise the public as to the location where the draft Policy may be inspected, the subject and nature of the Policy and in what form and during what period (being not less than 21 days) submissions may be made.

Following conclusion of the consultation period Council shall review the draft Policy in the light of any submissions made and shall then resolve either to adopt the draft Policy with or without modification, or not to proceed with the draft Policy.

Background

At the 22 October 2024 OCM, Council adopted the Great Eastern Highway Urban Corridor Strategy. The Strategy was prepared to establish a clear vision and guide coordinated future development adjacent to Great Eastern Highway. As a high-level strategic document, it is intended to inform future planning instruments, including the preparation of the new Local Planning Scheme.

To support the implementation of the Strategy in the interim, a draft Local Planning Policy has been prepared. This Policy incorporates key elements of the Strategy relating to public spaces, landscape zones, connections, access and parking, building height and plot ratio, setbacks and built form transitions. By embedding these elements into a statutory planning framework, the Policy will give them greater weight in the assessment of development proposals than would be afforded under the Strategy alone.

Report

Policy relationship to Strategy

Draft LPP 20 aligns with the Great Eastern Highway Urban Corridor Strategy, and addresses:

- Building heights and plot ratio
- Setbacks
- Built form transitions
- Land use
- Public spaces
- Landscape zones
- Pedestrian and cyclist connections
- Access and parking.

Local Planning Policies are formal planning instruments that must be given due regard in decision-making under the *Planning and Development (Local Planning Schemes) Regulations 2015 WA*). The draft Policy gives effect to key aspects of the Strategy by refining and translating development provisions into a format suitable for application during the assessment process.

Provisions relating to land use, height and plot ratio, activation, landscape zones, access and parking, transitions, and setbacks fall within the scope of a Local Planning Policy and are consistent with the Corridor Strategy endorsed by Council. These represent reasonable planning considerations that future development proposals will be expected to meet in the assessment process.

It is important that planning instruments such as Local Planning Policies reflect higher-order strategic documents. In this case, the provisions of the draft Policy directly align with the adopted Corridor Strategy, and it would be inappropriate to seek changes to the Corridor Strategy through this policy, as doing so would create a misalignment with the established strategic position.

However, there are limits to the matters a Local Planning Policy can address. In relation to pedestrian connections and public spaces, these elements cannot be required through policy, as they are new provisions not currently within the existing planning framework. Their inclusion can nonetheless be encouraged by clearly outlining their desirability. This allows the provision of such elements to be considered and potentially given weight in the assessment of applications, particularly when discretion is being exercised.

Implementation

Draft LPP 20 will guide future development along Great Eastern Highway in accordance with the Corridor Strategy. Under the *Planning and Development*

(Local Planning Schemes) Regulations 2015 (WA), local planning policies must be given due regard in decision-making and are specifically identified as matters to be considered under Clause 67 of the Deemed Provisions.

While local planning policies do not carry the same weight as the Scheme, they are a formal instrument in Western Australia’s planning framework. The Tribunal and Courts have established that such local planning policies should not be departed from without clear and cogent reasons, having regard to the objectives of the policy and the merits of the proposal. This has been reflected in recent State Administrative Tribunal decisions on matters such as signage and short-term rental accommodation.

Conclusion

Draft LPP 20 seeks to implement key development aspects of the Great Eastern Highway Urban Corridor Strategy. A local planning policy ensures these key provisions are given statutory weight in the assessment process, during the interim while the new Scheme is being prepared. It is recommended that Council endorse draft LPP 20 for public advertising.

Financial implications

The costs associated with the preparation and advertising of draft LPP 20 are accommodated within the Planning Department’s operational budget.

Environmental implications

There are no environmental implications associated with this report.

Social implications

Draft LPP 20 seeks to improve liveability along the Corridor through improvements to amenity, an enhanced public realm, connectivity and activation.

Attachment details

Attachment No and title

- | |
|---|
| 1. Local Planning Policy No. 20 - Great Eastern Highway Urban Corridor
[12.1.1 - 10 pages] |
|---|



Local Planning Policy No. 20

Great Eastern Highway Urban
Corridor



Publication date: [00/00/00]

Local Planning Policy No. 20

This is a Local Planning Policy prepared under Schedule 2 of the *Planning and Development (Local Planning Schemes) Regulations 2015 (WA)*.

1. Policy Basis

This Policy sets out the standards and objectives the City will use to assess development applications for land adjacent to Great Eastern Highway.

These standards align with the Great Eastern Highway Urban Corridor Strategy.

2. Policy Application

The Policy applies to lots adjacent to Great Eastern Highway between Graham Farmer Freeway in Rivervale to east of Ivy Street in Ascot, Redcliffe and South Guilford (refer to Figure 1 contained within Attachment A).

3. Policy Objectives

- 3.1 To implement elements of the Great Eastern Highway Urban Corridor Strategy.
- 3.2 To facilitate high-quality development with active frontages and landscaping along Great Eastern Highway.
- 3.3 To facilitate an appropriate scale and transition of built form to nearby residential areas and preserving residential amenity.
- 3.4 To facilitate safe and efficient vehicle movements by minimising direct vehicular access to Great Eastern Highway.
- 3.5 To improve the amenity of the corridor through improvements to pedestrian and cyclist infrastructure and the creation of public spaces.
- 3.6 To encourage public infrastructure and public spaces which enhance safety, social interaction and well-being.

4. Policy Definitions

Active Land Use

Land uses that engage with the public realm, contributing to the activation of the street.

Public realm

The public realm encompasses all spaces that are accessible to the public. This includes streets, parks, plazas, sidewalks and other public infrastructure.

Private realm

The private realm refers to spaces which are privately owned and maintained, typically including properties, buildings and other privately managed areas. Access is generally restricted to the owner, tenants, or invited guests, and they are not open for public use.

Urban Plaza

An urban plaza is a publicly accessible space featuring hard landscaping complemented by trees for shade, integrated street furniture, and public art to foster community activity. These spaces are often used in conjunction with adjacent land uses to create vibrant, activated areas. These areas also have the potential to host small-scale cultural and community events outside of general business hours.

Pocket Park

A pocket park is a small green space that includes soft landscaping, recreational opportunities like children's play equipment, community gardens, and sports areas.

Urban Garden

An urban garden is a green space, featuring a mix of turf, paving, and swales, along with new tree planting or the retention of existing trees.

Rear access, rear parking

This access and parking arrangement requires crossovers and vehicle access to be from side streets or the rear of the lot. Parking is provided along the rear boundary of the lot.

Rear access, front parking

This access and parking arrangement requires crossovers and vehicle access from side streets or the rear of the lot, however parking can be located at the front of the lot.

Front access, front parking

This access and parking arrangement allows crossovers and vehicle access from Great Eastern Highway (left in, left out only). Parking can be located at the front of the lot.

5. Development Requirements

5.1 Land Use and Activation

The Policy area consists of activity nodes, activity corridors and a mixed employment space as shown in Figure 2 contained within Attachment A.

- 5.1.1 Within activity nodes, an active land use should be located on the ground floor of a development. On upper floors, residential, commercial and office land uses are encouraged.
- 5.1.2 Within activity corridors, active commercial uses such as showrooms and offices should be located on the ground floor of a development. On upper floors, residential, commercial and office land uses are encouraged.
- 5.1.3 In mixed employment areas, industrial uses may be proposed; however, land uses such as offices and small-scale showrooms are encouraged west of Fautleroy Avenue and should be compatible with surrounding uses.

- 5.1.4 Windows facing the public realm must remain unobstructed to maintain visual connection between the building interior and the street. Windows shall not be covered with opaque materials such as films, signage, or permanent fixtures. Internal layouts, including the placement of walls, shelving, or furniture, must not impede views from the building to the street or from the street into the building.

5.2 Spaces

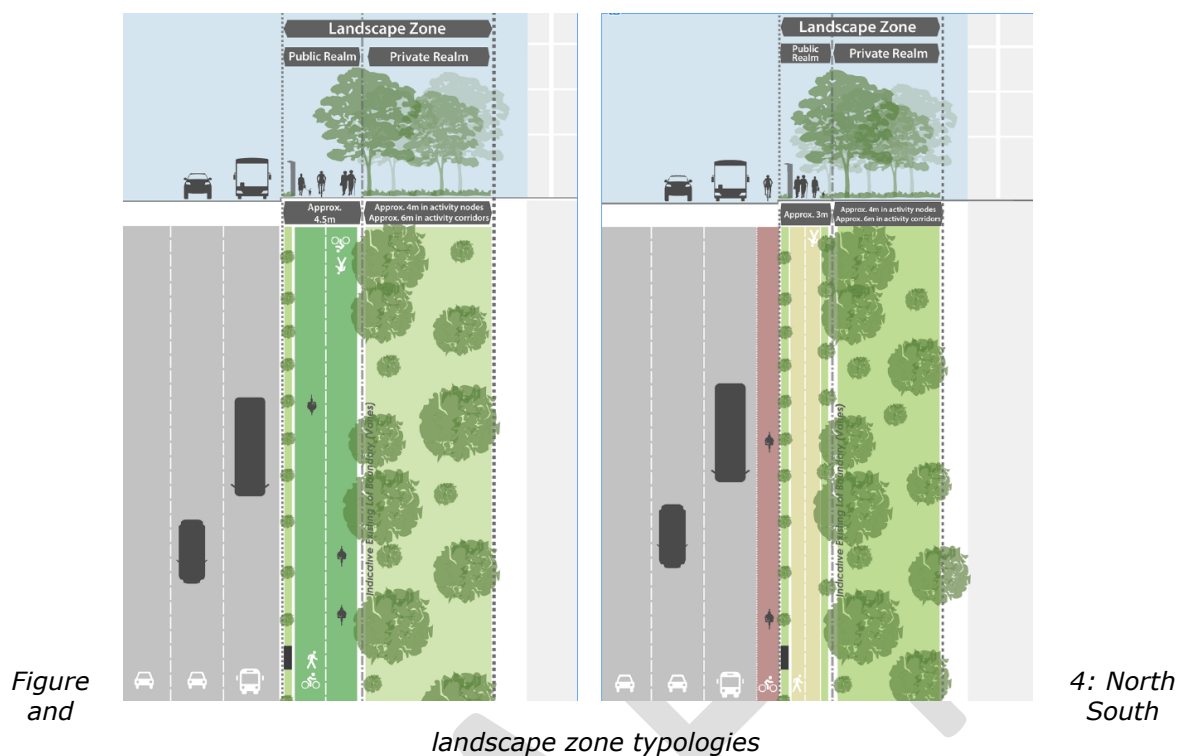
- 5.2.1 Spaces identified in Figure 3 contained within Attachment A are encouraged to be integrated into future development.
- 5.2.2 The City may give weight to the provision of a space provided in accordance with Figure 3 when considering the application of discretion in relation to development standards.

5.3 Landscape Zones

- 5.3.1 A landscaping strip of 4m shall be provided at the front of lots within activity nodes in accordance with Figure 4.
- 5.3.2 A landscaping strip of 6m shall be provided at the front of lots within activity corridors in accordance with Figure 4.
- 5.3.3 Landscaping should include substantial tree planting and other vegetation to provide shade to adjacent paths and buildings.
- 5.3.4 Where parking and access requirements limit the implementation of a landscaping strip at the front of lots, a landscaping area of similar size shall be provided elsewhere on the lot.

North

South



5.4 Connections

- 5.4.1 New pedestrian and cyclist connections identified in Figure 5 within Attachment A are encouraged to be integrated into future development.
- 5.4.2 The City may give weight to the provision of a pedestrian/cyclist connection provided in accordance with Figure 5 when considering the application of discretion in relation to development standards.

5.5 Access and Parking

- 5.5.1 Access and parking associated with lots shall be provided in accordance with Figure 5 contained within Attachment A.
- 5.5.2 As a condition of development approval, Council may require that a public easement in gross be provided to facilitate shared vehicular access between lots.
- 5.5.3 While temporary crossovers will be permitted, the number of crossovers on a street block shall be minimised having regard for access via easements on adjoining lots.

5.6 Building Height and Plot Ratio

- 5.6.1 Building heights and plot ratio are to be in accordance with Figure 6 contained within Attachment A.

5.6.2 'Activity Centre/DA6' and 'Industrial Area' designated sites will be subject to the building height limits contained within the City's Local Planning Scheme or other relevant planning instrument.

5.7 Building Setback

5.7.1 Building setbacks are to be in accordance with Figure 7 contained within Attachment A.

5.7.2 Lots reflected as a 'minimal typology' are to be setback a distance between 0m-1m from the landscaping strip located within private property.

5.7.3 Lots reflected as a 'moderate typology' are to be setback a distance of 2m or more from the landscaping strip located within private property.

5.7.4 Lots reflected as a 'parking typology' will be assessed on a case-by-case basis, with consideration to increased setbacks to accommodate site constraints, parking and landscaping in the front setback area.

5.8 Transition

5.8.1 Transitions are to be in accordance with Figure 8 contained within Attachment A.

5.8.2 Lots subject to a 'low transition typology' are to be designed to minimise their impact on existing dwellings by ensuring appropriate transitions in building height, bulk and scale. Developments shall incorporate the following features to achieve this:

- a) Architectural articulations to reduce visual intrusion and help mitigate the effects of taller structures on neighbouring properties.
- b) Landscaping along the rear boundary.
- c) Side and rear accessways and parking to further lessen the built form impacts on adjacent residential areas.
- d) Stepping in of buildings from the boundary to achieve a greater setback and preserve visual privacy and solar access. This includes:
 - i. Podium height being one third of the total building height.
 - ii. Development above 2 storeys within 18m of the rear boundary contained within a 45-degree envelope.

An example of these provisions is shown in Figure 9.

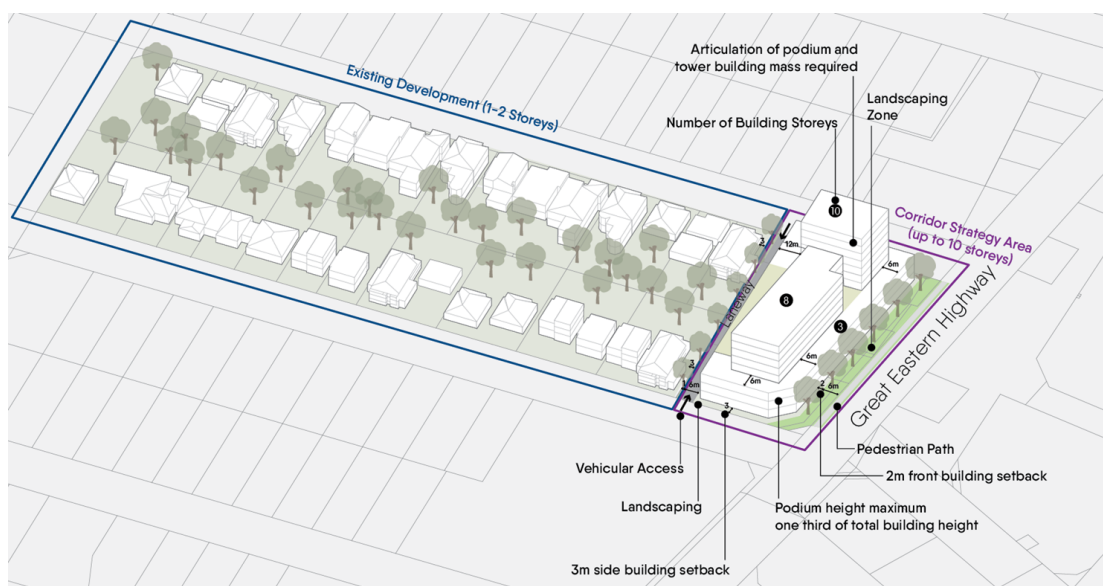


Figure 9: Example of how development could transition to low scale existing residential development

5.8.3 Lots subject to a 'medium transition typology' shall complement adjacent land uses in terms of building height and rear and side setbacks. Development should be designed to minimise negative impacts associated with building bulk and scale on adjacent uses.

Governance References

Statutory compliance	<i>Planning and Development Act 2005</i> <i>Planning and Development (Local Planning Schemes) Regulations 2015</i> Local Planning Scheme No. 15
Industry compliance	
Organisational compliance	Great Eastern Highway Urban Corridor Strategy
Process links	

Local planning policy administration

Directorate	Officer Title	Contact
Development and Communities	Manager Planning Services	9477 7222

Document Date	Review Cycle	Next due
	Triennial	

Version	Decision to advertise	Decision to adopt	Synopsis

Attachment A



Figure 1: Lots subject to this policy

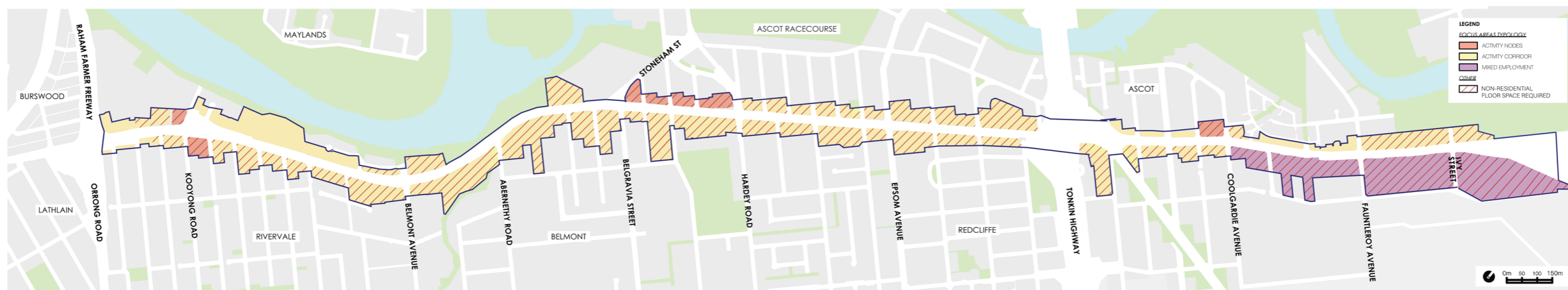


Figure 2: Locations of activity nodes, activity corridors and mixed employment area



Figure 3: Location of public spaces

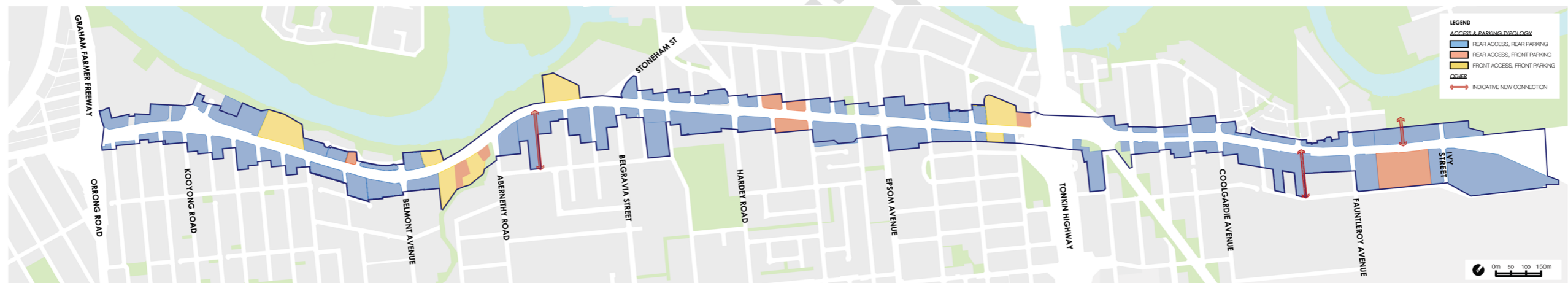


Figure 5: Access and parking typologies and locations of pedestrian and cyclist connections

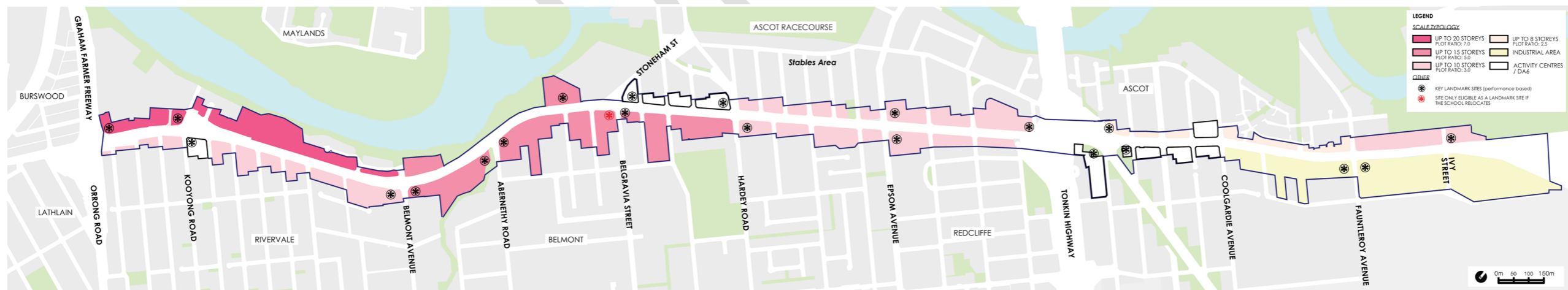


Figure 6: Building heights and plot ratio



Figure 7: Building setback typologies

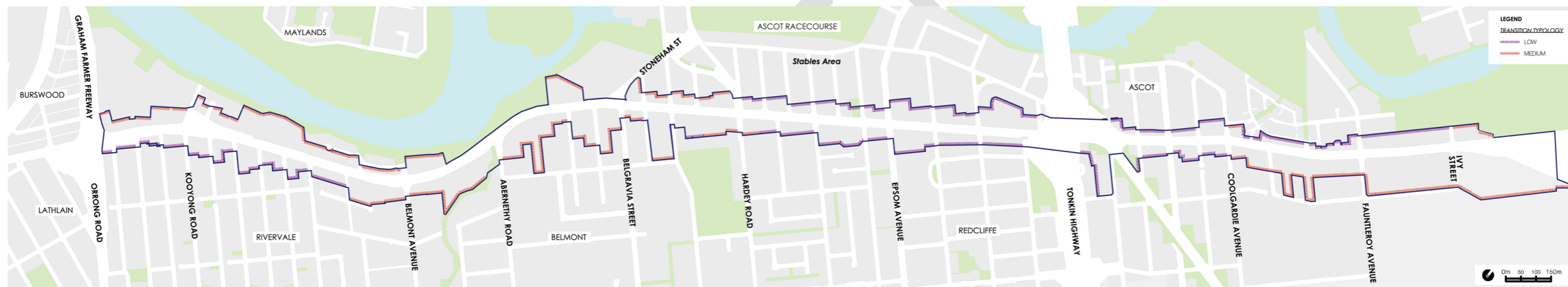


Figure 8: Transition typologies

12.2 Authority to Execute Documents - Landgate via Electronic Lodgement Network

Voting Requirement	:	Simple Majority
Subject Index	:	11/005
Location/Property Index	:	N/A
Application Index	:	N/A
Disclosure of any Interest	:	Nil
Previous Items	:	OCM 11 December 2018 Item 12.5
Applicant	:	N/A
Owner	:	N/A
Responsible Division	:	Corporate and Governance

Council role

Executive The substantial direction setting and oversight role of the Council e.g. adopting plans and reports, accepting tenders, directing operations, setting and amending budgets.

Purpose of report

To seek Council authorisation for the City to appoint a suitably qualified Law Practice to act as agent for the City to execute caveat and withdrawal of caveat documents requiring lodgement with Landgate via an Electronic Lodgement Network (ELN) pursuant to the *Electronic Conveyancing Act (WA) 2014*.

Summary and key issues

- In December 2018 Council authorised McLeods Barristers and Solicitors (McLeods) to act as agents for the City to execute caveat and withdrawal of caveat documents for lodgement with Landgate via the Electronic Lodgement Network Operator – Property Exchange Australia (PEXA).
- In 2025, McLeods informed the City that they have changed their business structure with their legal practice now operating under a new legal entity, McLeods Lawyers Pty Ltd (McLeods Lawyers).
- Given the change in the business structure of McLeods, a new authorisation from Council would be required to appoint the new entity as the City’s agent
- In light of the need for an approval from Council, it is the officer recommendation that Council’s new approval for an agent is not law practice specific but instead approves a suitable law practice with the relevant

expertise to act as agent. This would give a greater level of administrative flexibility in the City's engagement of suitably qualified law firms as agents on behalf of the City to execute caveat and withdrawal of caveat documents for lodgement with Landgate via an ELN.

Officer Recommendation

That Council authorises the Chief Executive Officer to engage suitable legal practitioners (as defined in the *Legal Profession Uniform Law 2022 (WA)*) as agents of the City to execute caveat and withdrawal of caveat documents required to be lodged at Landgate via an Electronic Lodgement Network pursuant to the *Electronic Conveyancing Act 2014 (WA)*.

Officer Recommendation adopted en bloc - Refer to Resolution appearing at Item 12.

Location

Not applicable.

Consultation

There has been no specific consultation undertaken in respect to this matter.

Strategic Community Plan implications

In accordance with the 2024–2034 Strategic Community Plan:

Key Performance Area: Performance

Outcome: 10. Effective leadership, governance and financial management.

Policy implications

There are no policy implications associated with this report.

Statutory environment

1. The *Local Government Act 1995 (WA)*, Division 3 Section 9.49A (4). states that:

9.49A. Execution of documents

- (4) A local government may, by resolution, authorise the chief executive officer, another employee or an agent of the local government to sign documents on behalf of the local government, either generally or subject to conditions or restrictions specified in the authorisation.
2. The *Transfer of Land Regulations 2004 (WA)* Division 1, Part 3A, regulations 8B and 8C provide that a lodgement of a caveat or withdrawal of caveat can be lodged by means of an ELN and must not be lodged otherwise than by means of an ELN.

Background

Since 1 December 2018, it has been compulsory in Western Australia for land transactions to be lodged with Landgate using an Electronic Lodgement Network (ELN). In Western Australia, there are currently two (2) ELN operators, one being Property Exchange Australia (PEXA) and the other being Simpli Australia Pty Ltd (Simpli).

Lodgement of caveats and withdrawal of caveats on land are the land transactions most relevant to the City, and these must be lodged with Landgate using an ELN.

In 2018, Council authorised McLeods Barristers and Solicitors (McLeods) to act as agents for the City to execute caveat and withdrawal of caveat documents for lodgement with Landgate via the ELN.

Report

In 2025, McLeods informed the City that they have changed their business structure with their legal practice now operating under a new legal entity, McLeods Lawyers Pty Ltd (McLeods Lawyers).

Given the change in the business structure of McLeods, a new authorisation from Council would be required to appoint the new entity as the City's agent.

In light of the need for an approval from Council, it is the officer recommendation that Council's approval that the CEO may appoint a legal practice as the City's representative for these types of property dealings is not law practice specific as per the previous approval in 2018, but instead provides approval for the City to appoint such (non-specified) suitable law practices with relevant expertise to act as the City's representative for certain land transactions only, being the lodgement and withdrawal of caveats. Such a resolution would provide administrative flexibility in the City's engagement of suitably qualified law firms to act as the City's representative to execute caveat and withdrawal of caveat documents for lodgement with Landgate via an ELN.

Financial implications

There are no financial implications evident at this time.

Environmental implications

There are no environmental implications associated with this report.

Social implications

There are no social implications associated with this report.

Attachment details

Attachment No and title
Nil.

12.3 Accounts for Payment June 2025

Voting Requirement	:	Simple Majority
Subject Index	:	54/007 - Creditors - Payment Authorisations
Location/Property Index	:	N/A
Application Index	:	N/A
Disclosure of any Interest	:	Nil
Previous Items	:	N/A
Applicant	:	N/A
Owner	:	N/A
Responsible Division	:	Corporate and Governance

Council role

Executive The substantial direction setting and oversight role of the Council e.g. adopting plans and reports, accepting tenders, directing operations, setting and amending budgets.

Purpose of report

To present to Council the list of expenditure paid for the period 01 June 2025 to 30 June 2025 under delegated authority.

Summary and key issues

A list of payments is presented to the Council each month for confirmation and endorsement in accordance with the *Local Government (Financial Management) Regulations 1996 (WA)*.

Officer Recommendation

That the Authorised Payment Listing for June 2025 as provided under Attachment 12.3.1 be received.

Officer Recommendation adopted en bloc - Refer to Resolution appearing at Item 12.

Location

Not applicable.

Consultation

There has been no specific consultation undertaken in respect to this matter.

Strategic Community Plan implications

In accordance with the 2024–2034 Strategic Community Plan:

Key Performance Area: Performance

Outcome: 10. Effective leadership, governance and financial management.

Outcome: 11. A happy, well informed and engaged community.

Policy implications

There are no policy implications associated with this report.

Statutory environment

Regulation 13(1) of the *Local Government (Financial Management) Regulations 1996 (WA)* states:

“If the local government has delegated to the CEO the exercise of its power to make payments from the municipal fund or the trust fund, a list of accounts paid by the CEO is to be prepared each month showing for each account paid since the last such list was prepared:

- (a) the payee's name;
- (b) the amount of the payment;
- (c) the date of the payment; and
- (d) sufficient information to identify the transaction.”

(3) A list prepared under sub regulation (1) is to be presented to Council at the next ordinary meeting of Council after the list is prepared; and recorded in the minutes of that meeting.

Regulation 13A of the *Local Government (Financial Management) Regulations 1996 (WA)* effective from 1 September 2023 states:

- (1) If a local government has authorised an employee to use a credit, debit or other purchasing card, a list of payments made using the card must be prepared each month showing the following for each payment made since the last such list was prepared—
 - (a) the payee’s name;
 - (b) the amount of the payment;
 - (c) the date of the payment;
 - (d) sufficient information to identify the payment.
- (2) A list prepared under subregulation (1) must be—
 - (a) presented to the council at the next ordinary meeting of the council after the list is prepared; and
 - (b) recorded in the minutes of that meeting.

Background

Council has delegated to the Chief Executive Officer under Delegation 1.1.18 to make payment from the Municipal and Trust Fund account. In accordance with Regulation 13(1) of the *Local Government (Financial Management) Regulations 1996 (WA)*, where this power has been delegated, a list of payments each month is to be compiled and presented to Council.

Report

The following summary of payments are recommended for confirmation and endorsement.

Payment type	Payment reference	\$
Municipal Fund Cheques	788896-788898	2,611.50
Municipal Fund EFTs	EF096455-EF096990	9,827,974.05
Municipal Fund Payroll	June 2025	2,216,336.56
Trust Fund EFT	EF096536-EF096537	31,973.27
Total Payments for June 2025		12,078,895.38

A copy of the Authorised Payment Listing is included as Attachment 12.3.1.

Financial implications

All expenditure included in the Payment Listing is in accordance with Council's Annual budget.

Environmental implications

There are no environmental implications associated with this report.

Social implications

There are no social implications associated with this report.

Attachment details

Attachment No and title
1. June 2025 Payments [12.3.1 - 7 pages]

Attachment 12.3.1 June 2025 Payments



City of Belmont					
Accounts for Payment - June 2025					Compiled : 02/07/25 12:46
Pmnt Ref	Date	CR Code	Supplier	Pmnt Amnt	Description
Contractors					
EF096458	06/06/25	00350	Veolia Environmental Services	1,006,471.21	Rubbish Removals
EF096461	06/06/25	00784	Bucher Municipal	5,301.88	Plant Parts & Repairs
EF096465	06/06/25	01243	WARP Pty Ltd	25,906.47	Traffic Control - Various Locations
EF096468	06/06/25	01318	Flexi Staff Group Pty Ltd	7,407.73	Labour/Personnel Hire
EF096470	06/06/25	01411	Award Irrigation Pty Ltd - Award Contracting	1,320.00	Reticulation Installation
EF096471	06/06/25	01713	M P Rogers and Associates	16,287.04	Professional Fees - Garvey Park Foreshore
EF096472	06/06/25	01721	Fulton Hogan Industries	256,692.25	Road Building Contractor - Asphalt
EF096477	06/06/25	02451	Carlisle Events Hire Pty Ltd	1,556.50	Plant/Equipment Hire - Events
EF096478	06/06/25	02958	Yoshino Sushi	275.00	Catering/Catering Supplies
EF096480	06/06/25	03392	Investigative Solutions W A Pty Ltd	465.00	Professional Fees - Debt Collection
EF096481	06/06/25	03504	Classic Tree Services	32,906.39	Tree Pruning Within CoB
EF096483	06/06/25	03603	Victoria Park Belmont Baseball Club	350.00	Line Marking
EF096484	06/06/25	03707	Access Unlimited International Pty Ltd	2,205.94	Plant Parts & Repairs
EF096488	06/06/25	04374	Friends of Mexico in W A	500.00	Music/Entertainment Expenses - Food Safari
EF096490	06/06/25	04454	FM Contract Solutions Pty Ltd	892.62	Professional Fees - Audit April 2025
EF096492	06/06/25	04580	Brenda Greenfield	200.00	Music/Entertainment Expenses - Reconciliation Week
EF096494	06/06/25	04779	One 20 Productions	1,230.90	Plant/Equipment Hire - Epsom Sounds
EF096497	06/06/25	05283	IRP Pty Ltd	10,812.57	Labour/Personnel Hire
EF096498	06/06/25	05493	Daphn	1,952.50	Computer Software Maintenance - Subscription
EF096499	06/06/25	05623	Tree Planting and Watering - Baroness Holdings	117,725.61	Street Tree Watering Services for CoB
EF096501	06/06/25	05860	HIPHOP101 - Optamus Downsyde	18,700.00	Music/Entertainment Expenses - Youth Program
EF096502	06/06/25	05944	Delron Cleaning Pty Ltd - Ventia	95,604.82	Cleaning Services - Various Locations
EF096503	06/06/25	06056	Artisan Alley Pty Ltd T/as Gather Foods	5,332.80	Catering/Catering Supplies - Rewind Talk & Reconciliation Event
EF096504	06/06/25	06094	Boyan Electrical Services	24,942.50	Electrical Contractor - COB
EF096505	06/06/25	06130	Amalgam Recruitment	4,462.68	Labour/Personnel Hire
EF096506	06/06/25	06212	Civil Sciences and Engineering	6,468.00	Professional Fees - Engineering Survey & Report
EF096507	06/06/25	06305	Phillipa Rogers	80.00	Printing
EF096509	06/06/25	06438	Marketlife Pty Ltd T/as Erin Madeley Consulting	10,120.00	Music/Entertainment Expenses - Community Markets
EF096510	06/06/25	06468	Perth Bouncy Castle Hire	669.90	Plant/Equipment Hire
EF096511	06/06/25	06492	CM Building Certification	11,000.00	Professional Fees - Building Survey
EF096512	06/06/25	06528	Diplomatik Pty Ltd	7,489.31	Professional Fees - Recruitment Services
EF096513	06/06/25	06592	Grosvenor Engineering Group	6,070.32	Electrical Contractor - COB
EF096515	06/06/25	06795	AMPAC Debt Recovery (WA) Pty Ltd	957.00	Professional Fees - Debt Collection
EF096516	06/06/25	06813	Love Street Pizza	206.36	Catering/Catering Supplies - Rewind Event
EF096518	06/06/25	06875	Jimbu4	2,216.50	Catering/Catering Supplies
EF096519	06/06/25	06947	wearJPW - Jarren Wyatt	875.00	Community Art Classes - Workshop
EF096520	06/06/25	06960	Phase 3 Landscape Construction	595,773.05	Professional Fees - Faulkner Park Lakes Renewal
EF096522	06/06/25	07006	Moorditj Mida Moort	1,500.00	Community Exercise Classes - Reconciliation Week
EF096524	06/06/25	07043	Kinglarp Pty Ltd T/A The Pressure King	17,216.16	Graffiti Removal - Various Locations
EF096525	06/06/25	07058	Acai Addicts	1,650.00	Library - Entertainment Expense - Lets Celebrate Local
EF096526	06/06/25	07087	Ethnic Communities Council of WA	3,992.10	Community Exercise Classes - Refugee Week
EF096527	06/06/25	07090	Mamachi Pty Ltd	8,737.99	Modelling & Feasibility Study - COB Community Centre
EF096539	13/06/25	00118	Australia Post	2,510.85	Postage
EF096540	13/06/25	00195	Bin Bath Australia Pty Ltd	1,357.65	Cleaning Services
EF096541	13/06/25	00221	John Hughes Group	1,030.00	Plant Parts & Repairs
EF096544	13/06/25	00346	Action Couriers	35.88	Courier Service
EF096545	13/06/25	00350	Veolia Environmental Services	609,647.47	Rubbish Removals
EF096551	13/06/25	01188	Transcore Pty Ltd	1,100.00	Professional Fees - Redcliffe Traffic Modelling
EF096553	13/06/25	01243	WARP Pty Ltd	2,070.06	Traffic Control - Various Locations
EF096555	13/06/25	01270	Perth Racing - WA Turf Club	2,579.19	Gardening Maintenance - Irrigation
EF096557	13/06/25	01289	Wayne's Windscreens Pty Ltd	333.50	Plant Parts & Repairs
EF096558	13/06/25	01721	Fulton Hogan Industries	94,605.12	Road Building Contractor - Asphalt
EF096559	13/06/25	02086	Pro AV Solutions (WA)	1,785.86	Electrical Contractor - COB
EF096562	13/06/25	02234	Blackwell and Associates Pty Ltd	660.00	Professional Fees - Planning
EF096564	13/06/25	02711	CPG Research and Advisory Pty Ltd	1,558.33	Advisory Fees - May 2025
EF096567	13/06/25	03419	Gott Health	4,565.00	Community Exercise Classes
EF096568	13/06/25	03567	Gardner Autos Pty Ltd t/as Gardner Isuzu	1,345.00	Plant Parts & Repairs
EF096570	13/06/25	04002	Ray White Urban Springs	3,450.00	Professional Fees - Hot Water Replacement
EF096571	13/06/25	04024	Westcycle Inc	550.00	Community Exercise Classes - Walk Safely to School
EF096572	13/06/25	04046	Beacon Equipment	383.00	Plant Parts & Repairs
EF096573	13/06/25	04106	Effects Picture Framing	630.00	Photography/Framing Expenses
EF096574	13/06/25	04301	Michael Page - Page Personnel	12,381.91	Labour/Personnel Hire
EF096577	13/06/25	05283	IRP Pty Ltd	9,160.09	Labour/Personnel Hire
EF096578	13/06/25	05336	West - Sure Group Pty Ltd	603.79	Security Services
EF096579	13/06/25	05493	Daphn	1,650.00	Computer Software Maintenance - Training
EF096580	13/06/25	05558	BlueFit Pty Ltd	396.00	Oasis Expenses
EF096581	13/06/25	05618	Stephen Doran	4,000.00	Library - AI Workshop
EF096582	13/06/25	05642	Steve's Sand Sifting for Playground Services	5,211.24	Sand Sifting - Various Parks
EF096584	13/06/25	05801	Integrated Fuel Services & Solutions	110.00	Plant Parts & Repairs
EF096585	13/06/25	05819	Ritz Drycleaners	617.25	Cleaning Services
EF096586	13/06/25	05944	Delron Cleaning Pty Ltd - Ventia	3,901.77	Cleaning Services - Various Locations
EF096587	13/06/25	06130	Amalgam Recruitment	2,270.49	Labour/Personnel Hire
EF096588	13/06/25	06160	SEEK Limited	2,267.76	Advertising
EF096589	13/06/25	06266	Mobile Test n Cal Australia Pty Ltd	827.75	Plant Parts & Repairs
EF096591	13/06/25	06304	Prestige Property Maintenance	60,231.18	Gardening Maintenance
EF096594	13/06/25	06608	Robert Walters Pty Ltd	3,074.36	Labour/Personnel Hire
EF096595	13/06/25	06623	Glen Flood Group Pty Ltd T/as GFG Consulting	5,538.23	FOGO Customer Service Officer
EF096596	13/06/25	06637	Black Label Events Pty Ltd	1,810.00	Plant/Equipment Hire - Pioneers Lunch
EF096599	13/06/25	06693	Southside Fencing WA	4,495.00	Building Maintenance - RSL Fencing
EF096601	13/06/25	06751	HFM Asset Management	2,247.52	Building Maintenance - Licence Fee
EF096602	13/06/25	06773	Evolve Talent	10,226.07	Labour/Personnel Hire
EF096603	13/06/25	06798	Aspire Performance Training	2,750.00	Professional Fees - Recruitment Services
EF096604	13/06/25	06847	Trayd Australia Pty Ltd	2,494.80	Building Maintenance - 8 Yolk Door Lock
EF096605	13/06/25	06883	Norma Morrison	200.00	Music/Entertainment Expenses - Reconciliation Week
EF096606	13/06/25	06907	Leanne Hampson	1,600.00	Workshop - Connect Club
EF096607	13/06/25	06910	Dream Courts Pty Ltd	10,208.70	Playground Repairs - Garvey Park
EF096608	13/06/25	07012	HC (WA) Pty Ltd	1,690.00	Library - Guest Speaker
EF096609	13/06/25	07013	Kalyakoori Pty Ltd	660.00	Library - Story Telling
EF096610	13/06/25	07043	Kinglarp Pty Ltd T/A The Pressure King	1,672.00	Graffiti Removal - Various Locations
EF096611	13/06/25	07053	Archae - Aus Pty Ltd	330.00	Library - Rewind Talk
EF096612	13/06/25	07066	Marnie Richardson	700.00	Photography/Framing Expenses
EF096613	13/06/25	07089	The Maddens Family Trust	330.00	Library - Crafternoon
EF096631	18/06/25	05651	Shane Hansen	10,000.00	Wilson Park Shade Structure - Canopy Design
EF096639	20/06/25	00390	Landgate	441.86	Title Searches - GRV's Metro & DFES
EF096640	20/06/25	00699	Marketforce Pty Ltd	1,226.50	Advertising & Printing
EF096641	20/06/25	00718	Major Motors Pty Ltd	137.83	Plant Parts & Repairs
EF096642	20/06/25	00815	New Town Toyota	1,478.89	Plant Parts & Repairs
EF096643	20/06/25	00830	Canon Production Printing Australia Pty Ltd	445.66	Photocopy Expenses
EF096644	20/06/25	01138	E & M J Rosher Pty Ltd	203.92	Plant Parts & Repairs
EF096653	20/06/25	02172	Miss Maud	289.15	Catering/Catering Supplies

Attachment 12.3.1 June 2025 Payments

Pmnt Ref	Date	CR Code	Supplier	Pmnt Amnt	Description
EF096654	20/06/25	02672	Ruah Community Services	18,523.31	Provision of Domestic Violence Services - May 2025
EF096656	20/06/25	03161	NearMap Pty Ltd	34,452.00	Subscription - Advantage LGA Tier 1 Renewal
EF096657	20/06/25	03366	Daimler Trucks Perth	3,491.61	Plant Parts & Repairs
EF096658	20/06/25	03464	Bridgestone Australia Ltd	1,285.46	Plant Parts & Repairs
EF096659	20/06/25	03504	Classic Tree Services	24,751.21	Tree Pruning Within CoB
EF096661	20/06/25	03599	Donald Cant Watts Corke (WA) Pty Ltd	8,690.00	Wilson Park - Superintendency Services
EF096663	20/06/25	03881	Caricature Wizard - Henry Lam	560.00	Music/Entertainment Expenses - Creative Clinic
EF096665	20/06/25	04120	Randstad Pty Ltd	7,574.49	Labour/Personnel Hire
EF096666	20/06/25	04131	Total Green Recycling Pty Ltd	2,363.69	Rubbish Removals
EF096667	20/06/25	04301	Michael Page - Page Personnel	6,315.93	Labour/Personnel Hire
EF096669	20/06/25	04580	Brenda Greenfield	600.00	Music/Entertainment Expenses - Refugee Week
EF096670	20/06/25	04974	Turf Care WA Pty Ltd	106,661.95	Turf Maintenance - Various Parks
EF096671	20/06/25	05016	Cyclus Pty Ltd	448.80	Labour/Personnel Hire
EF096673	20/06/25	05090	Elan Energy Matrix Pty Ltd	533.72	Rubbish Removals
EF096676	20/06/25	05692	Newround Water Services Pty Ltd	98,685.95	Reticulation Maintenance
EF096677	20/06/25	05840	Commercial Aquatics Australia Pty Ltd	1,501.50	Oasis Expenses - Monthly Maintenance
EF096678	20/06/25	05944	Delron Cleaning Pty Ltd - Ventia	290.03	Cleaning Services - Various Locations
EF096679	20/06/25	06020	CyberCX Pty Ltd	30,193.97	Computer Software Maintenance - Cloud Annual Support Service
EF096680	20/06/25	06094	Boyan Electrical Services	2,756.33	Electrical Contractor - COB
EF096681	20/06/25	06304	Prestige Property Maintenance	385.00	Gardening Maintenance
EF096682	20/06/25	06335	Hatch Pty Ltd	4,422.00	Professional Fees - Public Art plan Review
EF096683	20/06/25	06345	SoCo Studios - Travis Hayto Photography	495.00	Photography/Framing Expenses
EF096685	20/06/25	06561	Pinyo Fordham	360.00	Professional Fees - Marketing
EF096686	20/06/25	06592	Grosvenor Engineering Group	528.00	Electrical Contractor - COB
EF096689	20/06/25	06754	Doon Rai P/L - T/as Belmont (WA) Carpet Court	19,775.00	Building Maintenance - Oasis Blinds & Flooring
EF096690	20/06/25	06813	Love Street Pizza	1,815.00	Catering/Catering Supplies - Love St Locals
EF096693	20/06/25	06874	Bug Busters	154.00	Pest Control
EF096694	20/06/25	06875	Jimbu4j	4,846.70	Catering/Catering Supplies
EF096695	20/06/25	06884	McLeods Lawyers	1,383.48	Legal Expenses
EF096696	20/06/25	06889	PTG Consulting Pty Ltd	7,281.12	Belmont Sustainable Transport Plan STP
EF096697	20/06/25	06938	LGC Equipment Hire	947.87	Plant/Equipment Hire
EF096698	20/06/25	06960	Phase 3 Landscape Construction	178,178.95	Professional Fees - Landscaping Wilson Park Zone 2
EF096699	20/06/25	06989	Propagule Consulting Pty Ltd	792.00	Professional Fees - Design
EF096700	20/06/25	07043	Kinglarp Pty Ltd T/A The Pressure King	13,866.25	Graffiti Removal - Various Locations
EF096701	20/06/25	07048	Barfaced Stories	5,000.99	Music/Entertainment Expenses - Let's Celebrate & Love St Locals
EF096702	20/06/25	07059	The Spatial Distillery Company Pty Ltd	2,953.50	Professional Fees - Consultancy Svc
EF096703	20/06/25	07098	Opiela Stone Restoration	31,787.80	Building Maintenance - Belmont Oasis
EF096704	20/06/25	07122	Welcoming Australia Ltd	130.00	Training - 2025 Welcoming Australia Symposium
EF096711	26/06/25	00083	Ascot Veterinary Hospital	40.00	Pound Expenses
EF096714	26/06/25	00195	Bin Bath Australia Pty Ltd	706.56	Cleaning Services
EF096715	26/06/25	00221	John Hughes Group	1,875.14	Plant Parts & Repairs
EF096716	26/06/25	00230	Jackson McDonald	12,998.15	Legal Expenses
EF096724	26/06/25	00295	Capital Recycling	20,331.89	Rubbish Removals
EF096725	26/06/25	00313	Coates Hire Operations Pty Ltd	334.67	Plant/Equipment Hire
EF096727	26/06/25	00346	Action Couriers	35.57	Courier Service
EF096728	26/06/25	00350	Veolia Environmental Services	554,153.31	Rubbish Removals
EF096729	26/06/25	00394	Child & Adolescent Health Service - Dept of Health WA	797.50	Immunisation Expenses
EF096731	26/06/25	00412	Dowsing Group Pty Ltd	134,832.12	Concrete Contractor - Profiling and Concrete Various Locations
EF096733	26/06/25	00585	Hydroquip Pumps	42,005.70	Pump Maintenance - Various Parks
EF096734	26/06/25	00613	Qualcon Laboratories Pty Ltd	847.00	Core Analysis and Asphalt Testing
EF096738	26/06/25	00699	Marketforce Pty Ltd	589.33	Advertising & Printing
EF096739	26/06/25	00718	Major Motors Pty Ltd	7,667.71	Plant Parts & Repairs
EF096740	26/06/25	00726	T - Quip	1,614.23	Plant Parts & Repairs
EF096741	26/06/25	00815	New Town Toyota	69,566.20	Plant Purchase
EF096744	26/06/25	00917	Positive Auto Electrics	411.50	Plant Parts & Repairs
EF096745	26/06/25	00931	Sonic HealthPlus Pty Ltd	1,859.40	Pre Employment Medicals
EF096748	26/06/25	00972	Repco Auto Parts	939.71	Plant Parts & Repairs
EF096749	26/06/25	00983	R. M Surveys	17,919.00	Survey Expenses - Topographic Survey - COB
EF096750	26/06/25	00988	Reece Australia Pty Ltd	6,913.94	Plumbing Maintenance/Supplies
EF096751	26/06/25	01002	RAC Businesswise Vehicle Breakdowns	286.00	Plant Parts & Repairs
EF096752	26/06/25	01058	Slater - Gartrell Sports	2,500.00	Sports Vouchers
EF096753	26/06/25	01059	Sledgehammer Concrete Cutting Service	3,146.51	Concrete Contractor COB
EF096756	26/06/25	01088	Sports Turf Technology Pty Ltd	2,255.00	Gardening Contractor - Water Testing
EF096757	26/06/25	01090	St John Ambulance Australia Inc	532.40	First Aid Service - Event
EF096759	26/06/25	01112	Sunny Industrial Brushware	719.40	Plant Parts & Repairs
EF096760	26/06/25	01118	SuperSealing Pty Ltd	20,763.60	Road Building Contractor - COB
EF096761	26/06/25	01138	E & M J Roshier Pty Ltd	1,858.75	Plant Parts & Repairs
EF096762	26/06/25	01180	Aptella Pty Ltd	324.50	Survey Expenses
EF096763	26/06/25	01186	Zircodata Pty Ltd	1,747.80	Records Storage
EF096765	26/06/25	01233	Stihl Shop Redcliffe	117.00	Tools/Tool Repairs
EF096767	26/06/25	01243	WARP Pty Ltd	81,556.66	Traffic Control - Various Locations
EF096769	26/06/25	01255	Wattleup Tractors	2,591.10	Plant Parts & Repairs
EF096770	26/06/25	01256	Abaxa - WH Location Services	19,149.25	Drainage Maintenance - COB
EF096772	26/06/25	01270	Perth Racing - WA Turf Club	2,579.19	Gardening Maintenance - Irrigation
EF096773	26/06/25	01318	Flexi Staff Group Pty Ltd	7,074.77	Labour/Personnel Hire
EF096779	26/06/25	01533	WC Convenience Management	5,462.61	Building Maintenance
EF096783	26/06/25	01712	Donegan Enterprises Pty Ltd	37,294.88	Various Parks Repairs and Maintenance
EF096784	26/06/25	01719	Jaycar Electronics Pty Ltd	362.40	Electrical Goods
EF096785	26/06/25	01721	Fulton Hogan Industries	65,102.45	Road Building Contractor - Asphalt
EF096786	26/06/25	01731	Charter Plumbing and Gas	26,268.48	Plumbing Maintenance/Supplies
EF096787	26/06/25	01772	Data3 Limited	2,002.00	Computer Software Maintenance
EF096788	26/06/25	01797	Green Skills (Ecojobs)	3,440.44	Labour/Personnel Hire
EF096790	26/06/25	01908	Urban Development Institute of Australia WA	4,558.00	Membership & Registration Fees - Planning
EF096791	26/06/25	01976	Ecoscape Australia Pty Ltd	3,644.85	Professional Fees - Wilson Zone 2
EF096792	26/06/25	02023	YMCA of Perth Youth and Community Services Inc.	83,660.01	Provision of Youth Services - May 2025
EF096793	26/06/25	02050	Austraffic WA	21,825.10	Traffic Count - ATC Survey COB
EF096794	26/06/25	02086	Pro AV Solutions (WA)	57,805.00	Electrical Contractor - COB
EF096796	26/06/25	02091	The Mighty Booths	649.00	Photography/Framing Expenses
EF096797	26/06/25	02207	Wilson Security	139,932.51	Security Services
EF096798	26/06/25	02298	Pelican Linemarking	3,575.00	Line Marking
EF096799	26/06/25	02303	Ultimo Catering and Events	7,309.30	Catering/Catering Supplies - Council Dinner
EF096802	26/06/25	02387	Triton Electrical Contractors Pty Ltd	661.10	Electrical Contractor - COB
EF096803	26/06/25	02410	System Maintenance T/A Systems By Ballantyne	2,735.16	Plumbing Maintenance/Supplies
EF096804	26/06/25	02418	Programmed Property Services Pty Ltd	38,101.57	Gardening Maintenance - Parks Fertilizing
EF096806	26/06/25	02425	Prestige Alarms	30,320.40	Security Services
EF096810	26/06/25	02589	Zenien	15,135.24	Security Services
EF096811	26/06/25	02629	Paperbark Technologies Pty Ltd	46,420.00	Professional Fees - COB Playground Assessments
EF096813	26/06/25	02670	Aboriginal Productions & Promotions	275.00	Music/Entertainment Expenses - Story Time
EF096814	26/06/25	02779	Natural Area Holdings Pty Ltd	88,039.05	Gardening Maintenance - Esplanade Foreshore Works
EF096815	26/06/25	02837	GLG Greenlife Group	313.50	Gardening Maintenance
EF096818	26/06/25	02913	Syrinx Environmental Pty Ltd	9,020.00	Professional Fees - Esplanade Foreshore
EF096819	26/06/25	02941	Taman Tools - Quality Nominees Pty Ltd	618.20	Tools/Tool Repairs
EF096820	26/06/25	03031	Retch Rubber	275.00	Plant Parts & Repairs
EF096822	26/06/25	03098	Construction Hydraulic Design Pty Ltd	7,040.00	Drainage Maintenance
EF096825	26/06/25	03197	West Coast Turf	18,564.70	Turf Maintenance - COB

Attachment 12.3.1 June 2025 Payments

Pmnt_Ref	Date	CR_Code	Supplier	Pmnt_Amnt	Description
EF096826	26/06/25	03337	Adam Penn t/as Top Hat Enterprises	250.00	Music/Entertainment Expenses - History of Dance Workshop
EF096828	26/06/25	03413	Bicycle Network	5,940.00	Community Exercise Classes
EF096829	26/06/25	03504	Classic Tree Services	80,693.78	Tree Pruning Within CoB
EF096830	26/06/25	03567	Gardner Autos Pty Ltd t/as Gardner Isuzu	1,207.20	Plant Parts & Repairs
EF096832	26/06/25	03593	Philip Swain	2,684.00	Labour/Personnel Hire
EF096833	26/06/25	03599	Donald Cant Watts Corke (WA) Pty Ltd	11,726.00	Professional Fees - Wilson Zone 2 Superintendent Svc & Faulkner Park Renewal Work
EF096835	26/06/25	03683	Core Business Australia	11,385.00	Professional Fees - Building Asset Condition Reports
EF096836	26/06/25	03707	Access Unlimited International Pty Ltd	121.39	Plant Parts & Repairs
EF096837	26/06/25	03789	BPA Engineering	1,078.00	Professional Fees - Hub Wright Street Expansion
EF096838	26/06/25	03824	Konica Minolta	2,308.21	Photocopy Expenses
EF096840	26/06/25	03935	Goldstein Eswood Commercial Cooking Pty Ltd	2,222.00	Plumbing Maintenance/Supplies - Dishwasher Repair
EF096843	26/06/25	04105	Cleanflow Environmental Solutions	10,065.00	Drainage Maintenance - Ascot Waters Lake Pool
EF096844	26/06/25	04115	Denada Surveys Pty Ltd	1,391.50	Survey Expenses
EF096847	26/06/25	04211	Triodia Scanning Services	3,267.00	Survey Expenses - COB
EF096848	26/06/25	04259	Urbis Pty Ltd	32,128.25	Professional Fees - Rivervale Public Open Space
EF096849	26/06/25	04320	ABM Landscaping	13,343.00	Bricks/Bricklaying - COB
EF096850	26/06/25	04391	Lifeskills Australia	2,970.00	Professional Fees - Analysis
EF096851	26/06/25	04454	FM Contract Solutions Pty Ltd	892.62	Professional Fees - Audit May 2025
EF096852	26/06/25	04467	Rent a Fence Pty Ltd	53.46	Fencing
EF096854	26/06/25	04496	Azure Painting Pty Ltd	20,339.00	Painting Contractor - Various Parks
EF096855	26/06/25	04565	Heritage Conservation Solutions - Dr Ian MacLeod	3,000.80	Professional Fees - Corrosion Sampling
EF096856	26/06/25	04594	Website Weed and Pest W A Pty Ltd	21,214.56	Weed Control - City Wide Spraying of Kerbs & Paths
EF096858	26/06/25	04643	Nyoongar Outreach Services Inc	6,875.00	Security Services
EF096859	26/06/25	04689	Hempfield Small Motor Service	1,171.85	Plant Parts & Repairs
EF096860	26/06/25	04693	Allwest Plant Hire Australia Pty Ltd	11,788.84	Plant/Equipment Hire - May 2025
EF096862	26/06/25	04729	One 20 Productions	513.70	Plant/Equipment Hire - Glasshouse Event
EF096863	26/06/25	04794	Stiles Electrical Services Pty Ltd	82,667.67	Electrical Contractor - COB Parks Lighting Upgrade
EF096864	26/06/25	04917	Environmental Industries Pty Ltd	18,945.85	Landscaping Maintenance - Ascot Waters
EF096865	26/06/25	05127	Champion Music	1,386.00	Music/Entertainment Expenses - Volunteer Week & Citizenship Ceremony
EF096866	26/06/25	05190	Mark Foote	6,748.50	Building Maintenance - COB
EF096867	26/06/25	05283	IRP Pty Ltd	7,707.87	Labour/Personnel Hire
EF096868	26/06/25	05308	Modern Motor Trimmers	156.82	Plant Parts & Repairs
EF096869	26/06/25	05345	Rain Bird Australia Pty Ltd	24,948.55	Reticulation Parts & Repairs - Weather Station Plan
EF096870	26/06/25	05370	OKMG Pty Ltd	1,408.00	Advertising - Campaign - Visit Belmont
EF096871	26/06/25	05427	Horizon West Landscape & Irrigation Pty Ltd	26,599.54	Gardening Maintenance - Various Locations
EF096873	26/06/25	05493	Daphn	4,400.00	Computer Software Maintenance - COB Website Review
EF096874	26/06/25	05523	Go Doors Pty Ltd	9,545.19	Building Maintenance - Various Locations
EF096876	26/06/25	05558	BlueFit Pty Ltd	91,081.74	Oasis Management Subsidy - May 2025 & Gym Door
EF096877	26/06/25	05568	Allstate Kerbing and Concrete	9,577.04	Kerbing and Concrete - COB
EF096878	26/06/25	05576	NPB Security Australia	340.21	Security Services - Local Street
EF096879	26/06/25	05623	Tree Planting and Watering - Baroness Holdings	198,940.09	Street Tree Watering Services for CoB
EF096880	26/06/25	05692	Newground Water Services Pty Ltd	33,937.20	Reticulation Maintenance
EF096882	26/06/25	05711	AlSCO Pty Ltd	186.64	Cleaning Services
EF096883	26/06/25	05726	Level 5 Design Pty Ltd	600.00	Professional Fees - Planning
EF096884	26/06/25	05804	Canford Hospitality Consultants Pty Ltd	3,020.00	Professional Fees - Feasibility - Tomato Lake Café
EF096885	26/06/25	05809	Specialized Cleaning Group t/as Clean Sweep	20,199.50	Belmont Carparks - Sweeping Services
EF096887	26/06/25	05840	Commercial Aquatics Australia Pty Ltd	12,496.00	Oasis Expenses - Monthly Maintenance
EF096889	26/06/25	05920	Boult's Black and White Light	3,116.52	Electrical Services - Wilson Park Lighting Tower
EF096890	26/06/25	05944	Delron Cleaning Pty Ltd - Ventia	9,741.46	Cleaning Services - Various Locations
EF096893	26/06/25	06031	Williams Creative Company PL tas Proof The Band	2,117.50	Music/Entertainment Expenses - Civic Dinner
EF096894	26/06/25	06056	Artisan Alley Pty Ltd T/as Gather Foods	816.20	Catering/Catering Supplies - First Nations
EF096895	26/06/25	06067	TK Elevator Australia Pty Ltd	1,037.65	Building Maintenance
EF096896	26/06/25	06094	Boyan Electrical Services	61,726.37	Electrical Contractor - COB
EF096897	26/06/25	06103	Hocking Heritage and Architecture	1,650.00	Professional Fees - Presentation
EF096898	26/06/25	06142	Medical Edge Australia Pty Ltd	294.43	First Aid Service - Event
EF096900	26/06/25	06210	366 Solutions Pty Ltd	1,100.00	Computer Software Maintenance
EF096901	26/06/25	06212	Civil Sciences and Engineering	7,128.00	Professional Fees - Engineering Survey & Report
EF096903	26/06/25	06269	Hidrive Group Pty Ltd	2,710.76	Plant Parts & Repairs
EF096904	26/06/25	06276	Efficient Site Services (WA)	119,986.90	Gardening Maintenance - COB
EF096905	26/06/25	06283	defINET Pty Ltd	14,652.00	Computer Software Maintenance - GIS Consulting
EF096907	26/06/25	06293	Freo Fire Maintenance Services Pty Ltd	932.80	Fire Equipment/Service
EF096908	26/06/25	06304	Prestige Property Maintenance	23,142.97	Gardening Maintenance - Landscaping
EF096909	26/06/25	06345	SoCo Studios - Travis Hayto Photography	9,982.50	Photography/Framing Expenses
EF096910	26/06/25	06377	Choiceone Pty Ltd	22,786.96	Labour/Personnel Hire
EF096911	26/06/25	06389	Netstar Australia Pty Ltd	275.00	Security Services
EF096913	26/06/25	06472	Overall Perth Gutter Cleaning	2,151.60	Cleaning Services - Various Location
EF096914	26/06/25	06492	CM Building Certification	11,000.00	Professional Fees - Building Survey
EF096915	26/06/25	06528	Diplomatik Pty Ltd	5,154.07	Professional Fees - Recruitment Services
EF096916	26/06/25	06573	Orikan Australia Pty Ltd	66.00	Computer Software Maintenance
EF096917	26/06/25	06580	Ornicom Media Group	13,761.48	Advertising
EF096920	26/06/25	06591	Blue Tang (WA) T/A The Reef Unit Trust	29,480.00	Professional Fees - Faulkner Park Civic Centre
EF096921	26/06/25	06592	Grosvenor Engineering Group	27,760.63	Electrical Contractor - COB
EF096922	26/06/25	06608	Robert Walters Pty Ltd	1,519.51	Labour/Personnel Hire
EF096926	26/06/25	06655	Aidacare	5,937.50	Plumbing Maintenance/Supplies
EF096930	26/06/25	06718	Empire Roofing Services	2,900.00	Building Maintenance - COB
EF096931	26/06/25	06754	Doon Raj P/L - T/as Belmont (WA) Carpet Court	6,870.00	Building Maintenance - Civic Centre & Garvey Park Café
EF096932	26/06/25	06761	Artistic Disorder	650.00	Library - Workshop
EF096933	26/06/25	06773	Evolve Talent	3,211.49	Labour/Personnel Hire
EF096934	26/06/25	06789	TC & Sons Enterprise T/A ME Fire Solutions	4,334.00	Fire Equipment/Service - Oasis Fire Service Upgrade
EF096936	26/06/25	06815	Deborah Anne Eldridge	1,800.00	Music/Entertainment Expenses - Museum Items
EF096938	26/06/25	06833	First Choice Gates (WA)	2,453.00	Fencing - Belmont Sport & Rec Centre
EF096939	26/06/25	06840	Landscape Elements	144,035.61	Gardening Contractor - Belmont Ave Verge Landscaping
EF096941	26/06/25	06847	Trayd Australia Pty Ltd	1,384.35	Building Maintenance - COB
EF096942	26/06/25	06857	Arion Service	10,247.05	Building Maintenance - COB
EF096943	26/06/25	06874	Bug Busters	154.00	Pest Control
EF096944	26/06/25	06884	McLeods Lawyers	8,050.19	Legal Expenses
EF096945	26/06/25	06888	Veolia Water Operations Pty Ltd T/A Allpipe Technologies	13,245.65	Building Maintenance - COB
EF096946	26/06/25	06900	AMS Installation & Maintenance Solutions	24,885.66	Airconditioning/Refrigeration Maintenance - COB
EF096947	26/06/25	06929	Brett David Investments T/A Successful Projects	6,219.28	Professional Fees - Engineering - Ornamental Lake Renewal
EF096948	26/06/25	06934	Positively Green Pty Ltd	7,813.66	BSRC Bowling Green Maintenance
EF096950	26/06/25	06959	Elite Compliance Pty Ltd	15,609.00	Professional Fees - Pool Barrier Inspection
EF096951	26/06/25	06960	Phase 3 Landscape Construction	1,505,847.96	Professional Fees - Faulkner Park Lakes Renewal
EF096953	26/06/25	06975	Greenway Solutions	9,878.00	Gardening Maintenance
EF096954	26/06/25	06989	Propagule Consulting Pty Ltd	990.00	Professional Fees - Design
EF096955	26/06/25	06995	Jerra Nominees & Neil Norrish T/A State Wide Turf Services	1,210.00	Gardening Maintenance
EF096956	26/06/25	06996	Newaround Facilities Management Pty Ltd	7,315.00	Turf Maintenance - COB
EF096957	26/06/25	07003	XX Engineering Pty Ltd T/As Atelier JV (Aust)	990.00	Professional Fees - Engineering
EF096958	26/06/25	07043	Kinglarp Pty Ltd T/A The Pressure King	12,969.84	Graffiti Removal - Various Locations
EF096959	26/06/25	07061	Zenith Search	11,825.05	Labour/Personnel Hire
EF096960	26/06/25	07067	Carlie Gems	330.00	Library - Public Talk
EF096961	26/06/25	07073	Barston Corporation Pty Ltd	9,790.00	Library - Artwork Valuations
EF096962	26/06/25	07081	Goldfoam Investments - Midland Mowers	1,049.00	Plant Parts & Repairs
EF096963	26/06/25	07087	Ethnic Communities Council of WA	998.00	Community Exercise Classes - Refugee Week
EF096964	26/06/25	07090	Mamachi Pty Ltd	14,259.72	Modelling & Feasibility Study & Energy Upgrade Application - COB Community Centre
EF096965	26/06/25	07092	Tenco Engineers Pty Ltd	4,180.00	Professional Fees - Middleton Park Light poles

Attachment 12.3.1 June 2025 Payments

Pmnt Ref	Date	CR Code	Supplier	Pmnt Amnt	Description
EF096967	26/06/25	07097	Perth Region Tourism Organisation Inc	5,500.00	Membership - Tourism Destination Marketing
EF096968	26/06/25	07103	Rhonda Burchmore Productions Pty Ltd	6,600.00	Library - After Dark
EF096969	26/06/25	07111	Mama Alto	1,000.00	Music/Entertainment Expenses - After Dark
Contractors Total				8,613,581.74	
Councillor Payments					
EF096469	06/06/25	01369	Philip Marks	3,148.17	Councillor Sitting Fee
EF096475	06/06/25	02145	Robert Rossi	12,668.92	Councillor Sitting Fee
EF096486	06/06/25	03916	Bernard Ryan	3,148.17	Councillor Sitting Fee
EF096495	06/06/25	05084	Jenny Davis	3,163.36	Councillor Sitting Fee
EF096496	06/06/25	05085	George Sekulla	3,148.17	Councillor Sitting Fee
EF096500	06/06/25	05828	Deborah Sessions	5,171.40	Councillor Sitting Fee
EF096514	06/06/25	06704	Christopher John Kulczycki	3,148.17	Councillor Sitting Fee
EF096521	06/06/25	06968	Jarrod Harris	3,148.17	Councillor Sitting Fee
EF096886	26/06/25	05828	Deborah Sessions	1,363.81	Reimbursement - Child Care & Travel Expense
Councillor Payments Total				38,128.34	
Credit Card 4739					
EF096634	19/06/25	06409	Endeavour Group	238.03	Beverages
EF096634	19/06/25	06409	ASIC	60.00	Company Searches
EF096634	19/06/25	06409	Australian Financial Security	15.00	NPII Search
EF096634	19/06/25	06409	Australian Financial Security	15.00	NPII Search
EF096634	19/06/25	06409	Australian Financial Security	15.00	NPII Search
EF096634	19/06/25	06409	News Pty Ltd	28.00	Subscription
EF096634	19/06/25	06409	Chat GPT	31.93	Subscription
EF096634	19/06/25	06409	Chat GPT	31.93	Subscription
EF096634	19/06/25	06409	Google G Suite	11.09	Subscription
Credit Card 4739 Total				445.98	
Credit Card 7563					
EF096635	19/06/25	06834	Uber	38.51	Taxi Fares
EF096635	19/06/25	06834	Uber	49.43	Taxi Fares
EF096635	19/06/25	06834	Uber	35.15	Taxi Fares
EF096635	19/06/25	06834	Uber	33.65	Taxi Fares
EF096635	19/06/25	06834	Dept of Justice	189.00	eCourt Application
EF096635	19/06/25	06834	DPLH Lands	30.00	FOI - City Local Planning Scheme
Credit Card 7563 Total				375.74	
Credit Card 7996					
EF096632	19/06/25	05121	8 Yolks	10.75	Meeting - City of Kalamunda
Credit Card 7996 Total				10.75	
Credit Card 8380					
EF096633	19/06/25	06342	Vue Comp	1,981.10	Security Course
EF096633	19/06/25	06342	Digicert	1,737.21	Subscription
EF096633	19/06/25	06342	Facebook	1,250.00	Advertising
EF096633	19/06/25	06342	Google	1,000.00	Subscription
EF096633	19/06/25	06342	Objective Corporation	220.00	Software License
EF096633	19/06/25	06342	The Telecom Warehouse	247.41	Hardware
EF096633	19/06/25	06342	Microsoft	2,138.44	Subscription
EF096633	19/06/25	06342	Google	1,000.00	Subscription
EF096633	19/06/25	06342	Facebook	1,250.00	Advertising
EF096633	19/06/25	06342	Campaign Monitor	1,680.80	Subscription
EF096633	19/06/25	06342	Adobe System	43.99	Subscription
EF096633	19/06/25	06342	Twilio	32.13	Subscription
EF096633	19/06/25	06342	Google	432.98	Subscription
EF096633	19/06/25	06342	Facebook	204.54	Advertising
EF096633	19/06/25	06342	Facebook	1,250.00	Advertising
EF096633	19/06/25	06342	Google	1,000.00	Subscription
Credit Card 8380 Total				15,468.60	
Credit Card 8670					
EF096636	19/06/25	06849	Main Roads	495.00	Training Fee
EF096636	19/06/25	06849	Western Power	498.91	Application Fee
EF096636	19/06/25	06849	Coles Supermarkets Aust Pty Ltd	236.52	Groceries - Walk Safely to School
EF096636	19/06/25	06849	Big W	35.00	Bike Bells
EF096636	19/06/25	06849	Express Online	82.00	Course Fee
EF096636	19/06/25	06849	Western Power	498.91	Application Fee
Credit Card 8670 Total				1,846.34	
Fuels and Utilities					
EF096466	06/06/25	01252	Water Corporation	6,394.34	Water, Annual & Excess
EF096467	06/06/25	01274	Synergy	82,589.01	Light, Power, Gas
EF096482	06/06/25	03592	Steven Harting	98.94	Fuel, Oil, Additives
Z88896	10/06/25	00392	Department of Transport - Fleet Licensing	1,366.20	Vehicle Licences
EF096554	13/06/25	1252	Water Corporation	88.35	Water, Annual & Excess
EF096556	13/06/25	1274	Synergy	17,827.67	Light, Power, Gas
EF096563	13/06/25	2631	Ampol - Caltex	16,169.40	Fuel, Oil, Additives
EF096592	13/06/25	6424	Telstra Limited	4,053.52	Phone/Internet expenses
EF096637	20/06/25	42	Alinta Energy	3,768.05	Light, Power, Gas
EF096646	20/06/25	1252	Water Corporation	15,970.40	Water, Annual & Excess
EF096648	20/06/25	1274	Synergy	136,136.35	Light, Power, Gas
EF096684	20/06/25	6424	Telstra Limited	19,597.77	Phone/Internet expenses
EF096708	26/06/25	42	Alinta Energy	2,430.25	Light, Power, Gas
EF096768	26/06/25	1252	Water Corporation	8,899.82	Water, Annual & Excess
EF096831	26/06/25	3592	Steven Harting	109.75	Fuel, Oil, Additives
EF096924	26/06/25	6614	Oracle Customer Management Solutions	13,212.36	Phone/Internet expenses
EF096928	26/06/25	6707	Motorpass - 0085 - Coles Express Perth	155.88	Fuel, Oil, Additives
EF096928	26/06/25	6707	Motorpass - 0091 - Ampol Applecross	175.35	Fuel, Oil, Additives
EF096928	26/06/25	6707	Motorpass - 0177 - WEX Card Fee	4.95	Fuel, Oil, Additives
EF096928	26/06/25	6707	Motorpass - 0327 - WEX Card Fee	4.95	Fuel, Oil, Additives
EF096928	26/06/25	6707	Motorpass - 0387 - WEX Card Fee	4.95	Fuel, Oil, Additives
EF096928	26/06/25	6707	Motorpass - 0591 - BP Express	220.28	Fuel, Oil, Additives
EF096928	26/06/25	6707	Motorpass - 1187 - Puma Burswood	218.86	Fuel, Oil, Additives
EF096928	26/06/25	6707	Motorpass - 1411 - WEX Card Fee	4.95	Fuel, Oil, Additives
EF096928	26/06/25	6707	Motorpass - 1615 - Coles Express Bull creek	254.57	Fuel, Oil, Additives
EF096928	26/06/25	6707	Motorpass - 1617 - WEX Card Fee	4.95	Fuel, Oil, Additives
EF096928	26/06/25	6707	Motorpass - 1661 - Coles Express Cloverdale	627.69	Fuel, Oil, Additives
EF096928	26/06/25	6707	Motorpass - 1754 - WEX Card Fee	4.95	Fuel, Oil, Additives
EF096928	26/06/25	6707	Motorpass - 1893 - Ampol Midvale	496.02	Fuel, Oil, Additives
EF096928	26/06/25	6707	Motorpass - 1917 - WEX Card Fee	4.95	Fuel, Oil, Additives
EF096928	26/06/25	6707	Motorpass - 2466 - BP Bibra Lake	245.84	Fuel, Oil, Additives
EF096928	26/06/25	6707	Motorpass - 2474 - WEX Card Fee	4.95	Fuel, Oil, Additives
EF096928	26/06/25	6707	Motorpass - 2516 - WEX Card Fee	4.95	Fuel, Oil, Additives
EF096928	26/06/25	6707	Motorpass - 2562 - WEX Card Fee	4.95	Fuel, Oil, Additives
EF096928	26/06/25	6707	Motorpass - 2681 - Coles Express Cloverdale	204.16	Fuel, Oil, Additives
EF096928	26/06/25	6707	Motorpass - 3142 - Coles Express Banksia Grove	300.75	Fuel, Oil, Additives
EF096928	26/06/25	6707	Motorpass - 3239 - Caltex Gwelup	85.99	Fuel, Oil, Additives
EF096928	26/06/25	6707	Motorpass - 3289 - WEX Card Fee	4.95	Fuel, Oil, Additives
EF096928	26/06/25	6707	Motorpass - 3517 - WEX Card Fee	4.95	Fuel, Oil, Additives
EF096928	26/06/25	6707	Motorpass - 3567 - Reddy Express	71.63	Fuel, Oil, Additives
EF096928	26/06/25	6707	Motorpass - 3741 - Coles Express Cloverdale	111.83	Fuel, Oil, Additives

Attachment 12.3.1 June 2025 Payments

Pmnt Ref	Date	CR Code	Supplier	Pmnt Amnt	Description
EF096928	26/06/25	6707	Motorpass - 3748 - BP Carlisle	423.82	Fuel, Oil, Additives
EF096928	26/06/25	6707	Motorpass - 3839 - Ampol Belmont	267.00	Fuel, Oil, Additives
EF096928	26/06/25	6707	Motorpass - 3847 - BP Mandarie	280.03	Fuel, Oil, Additives
EF096928	26/06/25	6707	Motorpass - 4060 - BP Connect North Perth	134.79	Fuel, Oil, Additives
EF096928	26/06/25	6707	Motorpass - 4083 - Reddy Express Duncraig	492.84	Fuel, Oil, Additives
EF096928	26/06/25	6707	Motorpass - 4201 - Ampol Ascot	357.07	Fuel, Oil, Additives
EF096928	26/06/25	6707	Motorpass - 4232 - BP Baldivis	85.65	Fuel, Oil, Additives
EF096928	26/06/25	6707	Motorpass - 4358 - BP Express Carlisle	189.26	Fuel, Oil, Additives
EF096928	26/06/25	6707	Motorpass - 4361 - Liberty Gosnells	325.48	Fuel, Oil, Additives
EF096928	26/06/25	6707	Motorpass - 4565 - Ampol Willetton	254.82	Fuel, Oil, Additives
EF096928	26/06/25	6707	Motorpass - 4878 - WEX Card Fee	4.95	Fuel, Oil, Additives
EF096928	26/06/25	6707	Motorpass - 4886 - WEX Card Fee	4.95	Fuel, Oil, Additives
EF096928	26/06/25	6707	Motorpass - 5103 - WEX Card Fee	4.95	Fuel, Oil, Additives
EF096928	26/06/25	6707	Motorpass - 5189 - WEX Card Fee	4.95	Fuel, Oil, Additives
EF096928	26/06/25	6707	Motorpass - 5317 - WEX Card Fee	4.95	Fuel, Oil, Additives
EF096928	26/06/25	6707	Motorpass - 5447 - WEX Card Fee	4.95	Fuel, Oil, Additives
EF096928	26/06/25	6707	Motorpass - 5523 - Ampol Cannington	485.53	Fuel, Oil, Additives
EF096928	26/06/25	6707	Motorpass - 5561 - BP Carlisle	212.03	Fuel, Oil, Additives
EF096928	26/06/25	6707	Motorpass - 5578 - Puma Burswood	502.22	Fuel, Oil, Additives
EF096928	26/06/25	6707	Motorpass - 5625 - Coles Express Cloverdale	200.89	Fuel, Oil, Additives
EF096928	26/06/25	6707	Motorpass - 5818 - BP Greenwood	311.16	Fuel, Oil, Additives
EF096928	26/06/25	6707	Motorpass - 5911 - WEX Card Fee	4.95	Fuel, Oil, Additives
EF096928	26/06/25	6707	Motorpass - 5997 - BP Cannington	225.70	Fuel, Oil, Additives
EF096928	26/06/25	6707	Motorpass - 6153 - WEX Card Fee	4.95	Fuel, Oil, Additives
EF096928	26/06/25	6707	Motorpass - 6284 - WEX Card Fee	4.95	Fuel, Oil, Additives
EF096928	26/06/25	6707	Motorpass - 6390 - Ampol Bentley	81.36	Fuel, Oil, Additives
EF096928	26/06/25	6707	Motorpass - 6455 - BP Baldivis	462.61	Fuel, Oil, Additives
EF096928	26/06/25	6707	Motorpass - 6934 - WEX Card Fee	4.95	Fuel, Oil, Additives
EF096928	26/06/25	6707	Motorpass - 6973 - Ampol Murdoch	201.41	Fuel, Oil, Additives
EF096928	26/06/25	6707	Motorpass - 6978 - WEX Card Fee	4.95	Fuel, Oil, Additives
EF096928	26/06/25	6707	Motorpass - 7033 - Ampol Belmont	484.61	Fuel, Oil, Additives
EF096928	26/06/25	6707	Motorpass - 7149 - WEX Card Fee	4.95	Fuel, Oil, Additives
EF096928	26/06/25	6707	Motorpass - 7569 - WEX Card Fee	4.95	Fuel, Oil, Additives
EF096928	26/06/25	6707	Motorpass - 7657 - BP Express Carlisle	411.74	Fuel, Oil, Additives
EF096928	26/06/25	6707	Motorpass - 8830 - Coles Express Cloverdale	221.61	Fuel, Oil, Additives
EF096928	26/06/25	6707	Motorpass - 8896 - Caltex Bayswater	133.67	Fuel, Oil, Additives
EF096928	26/06/25	6707	Motorpass - 9084 - WEX Card Fee	4.95	Fuel, Oil, Additives
EF096928	26/06/25	6707	Motorpass - 9157 - BP Connect Ascot	255.95	Fuel, Oil, Additives
EF096928	26/06/25	6707	Motorpass - 9265 - WEX Card Fee	4.95	Fuel, Oil, Additives
EF096928	26/06/25	6707	Motorpass - 9327 - BP Welshpool	345.96	Fuel, Oil, Additives
EF096928	26/06/25	6707	Motorpass - 9357 - WEX Card Fee	105.39	Fuel, Oil, Additives
EF096928	26/06/25	6707	Motorpass - 9357 - WEX Card Fee	4.95	Fuel, Oil, Additives
EF096928	26/06/25	6707	Motorpass - 9603 - Vibe Ascot	176.07	Fuel, Oil, Additives
EF096928	26/06/25	6707	Motorpass - 9969 - WEX Card Fee	4.95	Fuel, Oil, Additives
Fuels and Utilities Total				339,653.25	
Materials					
EF096455	06/06/25	65	Apaca Aid (Inc)	4,805.24	Gardening - Plants/Supplies
EF096456	06/06/25	231	Bunnings Group Ltd	80.24	Hardware
EF096457	06/06/25	317	Coles Supermarkets Aust Pty Ltd	1,238.76	Groceries
EF096460	06/06/25	664	Kmart Australia Limited	118.00	Stationery & Printing
EF096463	06/06/25	1073	Spotlight Pty Ltd	148.45	Craft/Display Materials - Aboriginal Elders Group
EF096473	06/06/25	1906	Frazzcon Enterprises	5,848.08	Street & Parking Sign Maintenance
EF096476	06/06/25	2201	Neverfall Springwater Limited	47.10	Beverages
EF096479	06/06/25	3362	L E D Signs Pty Ltd	14,038.75	Signs - Score Boards Controllers
EF096491	06/06/25	4491	Woolworths Group - Functions/Catering only	2,014.99	Groceries
EF096493	06/06/25	4759	StrataGreen	22,506.00	Gardening Maintenance
EF096508	06/06/25	6346	Southern Chronicles	660.00	Publications/Newspapers
EF096538	13/06/25	65	Apaca Aid (Inc)	15,837.80	Gardening - Plants/Supplies
EF096542	13/06/25	235	Business News	9,900.00	Publications/Newspapers - Subscription 2025 - 2026
EF096543	13/06/25	317	Coles Supermarkets Aust Pty Ltd	328.54	Groceries
EF096549	13/06/25	664	Kmart Australia Limited	32.00	Stationery & Printing
EF096550	13/06/25	778	Modern Teaching Aids Pty Ltd	131.95	Books/CDs/DVDs
EF096560	13/06/25	2139	Ulverscroft Large Print Books Ltd	1,110.61	Books/CDs/DVDs
EF096569	13/06/25	3660	Safe T Card Australia Pty Ltd	53.90	Safety Clothing/Equipment
EF096575	13/06/25	4394	JB Hi - Fi Belmont Forum - Library purchases	2,662.62	Samsung Galaxy Phones and Cases & CDs/DVDs
EF096576	13/06/25	4491	Woolworths Group - Functions/Catering only	468.53	Groceries
EF096583	13/06/25	5790	One Shade Sails	5,912.50	Gardening Maintenance
EF096647	20/06/25	1263	West Australian Newspapers Ltd	396.00	Publications/Newspapers
EF096649	20/06/25	1398	Winc Australia Pty Ltd	82.07	Stationery & Printing
EF096652	20/06/25	2088	Lock Stock & Farrell Locksmith	943.00	Hardware
EF096655	20/06/25	3117	Six Axis Nominees T/A OCP Sales	306.80	Subscription
EF096660	20/06/25	3539	Environment Essentials Pty Ltd, Victoria	3,905.00	Publications/Newspapers
EF096662	20/06/25	3856	SEM Distribution - newspaper delivery	78.00	Publications/Newspapers
EF096664	20/06/25	4053	Totally Workwear TWW	328.55	Safety Clothing/Equipment
EF096668	20/06/25	4394	JB Hi - Fi Belmont Forum - Library purchases	571.66	Books/CDs/DVDs
EF096672	20/06/25	5055	Statewide Cleaning Supplies	504.99	Cleaning Products
EF096674	20/06/25	5432	Bloomin Boxes	165.00	Flowers
EF096675	20/06/25	5520	Teacher Superstore	686.45	Books/CDs/DVDs
EF096687	20/06/25	6681	Prefet Pty Ltd T/A Minuteman Press Perth	584.19	Stationery & Printing
EF096692	20/06/25	6873	City Rubber Stamps & Trophies	56.10	Badges & Pendants
EF096709	26/06/25	65	Apaca Aid (Inc)	14,085.06	Gardening - Plants/Supplies
EF096710	26/06/25	80	ARRB Group Limited	33,616.00	Road Condition Survey - Final Bill
EF096712	26/06/25	132	Bolinda Publishing Pty Ltd	1,197.65	Books/CDs/DVDs
EF096713	26/06/25	185	Benara Nurseries	207,983.15	Gardening - Winter Street Tree
EF096717	26/06/25	231	Bunnings Group Ltd	2,780.00	Hardware
EF096718	26/06/25	233	Bunzl Limited	5,152.92	Cleaning Products
EF096720	26/06/25	278	Chefmaster Australia	2,193.71	Cleaning Products
EF096721	26/06/25	281	Child Education Services	76.95	Books/CDs/DVDs
EF096722	26/06/25	285	City of Armadale	1,216.27	Stationery & Printing
EF096726	26/06/25	317	Coles Supermarkets Aust Pty Ltd	519.61	Groceries
EF096730	26/06/25	406	Domus Nursery	51,132.45	Gardening - Plant Supply & Street Scape Strategy
EF096735	26/06/25	653	Humes - Holcim (Australia) Pty Ltd QLD	4,518.58	Advertising & Printing
EF096736	26/06/25	664	Kmart Australia Limited	609.26	Stationery & Printing
EF096737	26/06/25	697	Nutrien AG Solutions Ltd	940.50	Gardening - Plants/Supplies
EF096742	26/06/25	850	Pacific Safety Wear Malaga	231.00	Safety Clothing/Equipment
EF096754	26/06/25	1066	Snap Belmont - Belsnap Pty Ltd	104.50	Stationery & Printing
EF096755	26/06/25	1083	SERCUL South East Regional Centre for Urban Landcare	2,571.10	Gardening Maintenance - Stormwater Sampling
EF096758	26/06/25	1093	SAI Global Limited	400.61	Subscription
EF096764	26/06/25	1206	Access Icon Pty Ltd t/a Cascada	8,884.70	Concrete Products - COB
EF096771	26/06/25	1265	Westbooks	1,715.00	Books/CDs/DVDs
EF096775	26/06/25	1398	Winc Australia Pty Ltd	2,299.96	Stationery & Printing
EF096777	26/06/25	1426	Sprayline Spraying Equipment	4,550.70	Gardening Maintenance
EF096778	26/06/25	1430	Raeco - CEI Pty Ltd	176.68	Stationery & Printing
EF096780	26/06/25	1570	Blackwoods	1,980.05	Hardware
EF096789	26/06/25	1906	Frazzcon Enterprises	1,877.46	Street & Parking Sign Maintenance

Attachment 12.3.1 June 2025 Payments

Pmnt_Ref	Date	CR_Code	Supplier	Pmnt_Amnt	Description
EF096795	26/06/25	2088	Lock Stock & Farrell Locksmith	7,412.55	Hardware
EF096801	26/06/25	2320	Ambius Indoor Plants	1,985.92	Gardening - Plants/Supplies
EF096807	26/06/25	2431	ASB Branded Merchandise - ASB Marketing Pty Ltd	330.00	Promotional Items
EF096808	26/06/25	2498	City of South Perth	5,650.43	Impound Cats & Dogs - April 2025
EF096809	26/06/25	2516	Advance Press	704.00	Stationery & Printing
EF096812	26/06/25	2656	The Label Factory	208.60	Stationery & Printing
EF096816	26/06/25	2862	James Bennett Pty Ltd	6,110.10	Books/CDs/DVDs
EF096817	26/06/25	2912	Sanity Music Stores Pty Ltd	414.82	Books/CDs/DVDs
EF096823	26/06/25	3117	Six Axis Nominees T/A OCP Sales	2,178.30	Safety Clothing/Equipment
EF096824	26/06/25	3144	COS Complete Office Supplies Pty Ltd	1,932.40	Stationery & Printing
EF096827	26/06/25	3362	L E D Signs Pty Ltd	4,182.75	Signs - Score Boards Controllers Deposit
EF096839	26/06/25	3856	SEM Distribution - newspaper delivery	233.80	Publications/Newspapers
EF096841	26/06/25	4053	Totally Workwear TWW	1,931.37	Safety Clothing/Equipment
EF096846	26/06/25	4145	T J Deplazzi and Sons	22,434.50	Gardening Maintenance
EF096853	26/06/25	4491	Woolworths Group - Functions/Catering only	139.59	Groceries
EF096861	26/06/25	4759	StrataGreen	16,146.34	Gardening Maintenance
EF096872	26/06/25	5465	QBD Books	614.03	Books/CDs/DVDs
EF096875	26/06/25	5527	Sunshine Multimedia	419.30	Books/CDs/DVDs
EF096888	26/06/25	5890	Living Turf	10,890.00	Turf Maintenance - Various Parks
EF096891	26/06/25	5992	Corsian WA	6,549.96	Signs
EF096892	26/06/25	6005	MDM Entertainment Pty Ltd	420.22	Books/CDs/DVDs
EF096899	26/06/25	6201	C - Wise	1,856.80	Gardening - Plants/Supplies
EF096902	26/06/25	6234	Brandworx Australia	1,485.08	Uniforms
EF096919	26/06/25	6589	OverDrive Australia Pty Ltd	412.20	Books/CDs/DVDs
EF096927	26/06/25	6681	Prefet Pty Ltd T/A Minuteman Press Perth	3,413.63	Stationery & Printing - Pioneer Lunch & Streetscape Signs
EF096935	26/06/25	6800	The Avish Family Trust T/as Fruit Break	2,440.02	Groceries
EF096937	26/06/25	6819	Love Street Supermarket	999.92	Love Street Local Event - Lolly Bags
EF096940	26/06/25	6844	Print and Sign Co	1,405.14	Stationery & Printing
EF096949	26/06/25	6957	Booktopia Direct	1,093.10	Books/CDs/DVDs
EF096952	26/06/25	6969	ABCO Products	684.20	Cleaning Products
EF096966	26/06/25	7096	Melbourne Bicycle Centre Prahran	9,250.00	Safety Clothing/Equipment - Bicycle & eRideable Locks
		Materials Total		561,294.81	
Other					
EF096459	06/06/25	656	Kewdale Primary School	2,000.00	Pastoral Care Support
EF096474	06/06/25	01919	Infor Public Sector User Forum Inc	1,650.00	Pathway - Annual Membership
EF096485	06/06/25	3760	Wilmot Loh	252.20	Reimbursements - Conference Expense
EF096487	06/06/25	3931	Western Australian Genealogical Society Inc	110.00	Membership Fee
EF096517	06/06/25	6848	Donna Dabala	136.73	Staff Reimbursement - Conference Expense
EF096528	06/06/25	7110	Matthew Smart	76.23	Staff Reimbursement - Parking
EF096529	06/06/25	7116	Charmaine Guretti	230.61	Staff Reimbursement - Stationary
EF096530	06/06/25	99998	D A Preston	61.65	Application Fee Refund
EF096531	06/06/25	99998	Margaret Preston	50.00	Application Fee Refund
EF096532	06/06/25	99998	Housing Authority	84.02	Bin Credit Refund
EF096533	06/06/25	99998	Down Syndrome Association of WA	2,944.36	CCF Round 1
EF096534	06/06/25	99998	Jessica Forrester	61.65	Application Fee Refund
788897	13/06/25	00889	Petty Cash - Finance	839.35	Petty Cash Recoup
788898	13/06/25	00893	Petty Cash - Library	405.95	Petty Cash Recoup
EF096546	13/06/25	00441	Records & Information Management Practitioners Alliance	195.00	Training
EF096552	13/06/25	01197	HelloWorld Travel Belmont WA	2,053.00	Flights - After Dark Entertainers
EF096561	13/06/25	02142	Carlisle Primary School	2,200.00	Grants General
EF096565	13/06/25	03071	Department of Transport - Vehicle Owner Searches	359.45	Vehicle Ownership Searches
EF096566	13/06/25	03380	Belmont Netball Association Inc	1,997.00	Community Contribution Fund
EF096590	13/06/25	06279	Ginnetta Boliver	830.82	Staff Reimbursement - AHRI Conference
EF096593	13/06/25	06553	Darren Trengove	51.50	Staff Reimbursement - Men's Health Breakfast
EF096597	13/06/25	06683	Mike Hayward	50.06	Staff Reimbursement - Conference Expense
EF096598	13/06/25	06685	Chantelle Gilbert	333.04	Staff Reimbursement - Conference Expense
EF096600	13/06/25	06746	Brandon Pang	161.27	Staff Reimbursement - Conference Expense
EF096617	13/06/25	99998	Wai Kei Wong	104.50	Rates Refund
EF096618	13/06/25	99998	Dierdre Buckland	304.13	Rates Refund
EF096619	13/06/25	99998	Allan & Daphne Hahn	293.52	Rates Refund
EF096620	13/06/25	99998	Win Choi Jiang	450.00	Sports Donation
EF096621	13/06/25	99998	Jethro Chen	450.00	Sports Donation
EF096622	13/06/25	99998	Joshia Jiang	450.00	Sports Donation
EF096623	13/06/25	99998	MD Bhuiyan	135.63	Application Fee Refund
EF096624	13/06/25	99998	Michelle Rosair	250.00	Your Neighbour Grant
EF096625	13/06/25	99998	Stephen Cook	1,431.16	Rates Refund
EF096626	13/06/25	99998	Asim & Zille Yasmeen Shezad	1,451.50	Rates Refund
EF096627	13/06/25	99998	A Driver Williams	61.65	Application Fee Refund
EF096628	13/06/25	99998	Brent Beales	47.00	Application Fee Refund
EF096630	18/06/25	01236	Department of Fire and Emergency Services	44,354.37	Emergency Services Levy May2025
EF096638	20/06/25	00242	Carbcharge Australia Pty Ltd	205.76	Taxi Fares
EF096645	20/06/25	01197	HelloWorld Travel Belmont WA	2,864.00	Flights - After Dark Entertainers
EF096650	20/06/25	01730	Department of Finance RevenueWA	935.43	Rates & ESL Rebates Refund
EF096688	20/06/25	06683	Mike Hayward	732.00	Staff Reimbursement - Membership Fee
EF096691	20/06/25	06858	Mario Murphy	311.72	Staff Reimbursement - Membership Fee
EF096719	26/06/25	00260	Belmont Primary School	2,200.00	Funding Agreement Jul 24 to Jun 25
EF096723	26/06/25	00286	City of Bayswater	41,195.00	ATV and Drone Treatments Feb 25 to Apr 25
EF096743	26/06/25	00898	Property Council of Australia WA Division	5,570.00	Membership Fee
EF096746	26/06/25	00952	Redcliffe Primary School	2,200.00	Pastoral Care Support
EF096774	26/06/25	01396	Volunteering WA	352.00	Membership Fee
EF096782	26/06/25	01711	Irrigation Australia Ltd	660.00	Registration Fee
EF096805	26/06/25	02421	Illion Australia Pty Ltd	1,168.11	Commercial Risk Reporting
EF096821	26/06/25	03077	Australian Museums & Galleries Assoc Canberra	261.00	Membership Fee
EF096842	26/06/25	04079	Belmont Men's Shed Inc	13,750.00	Grants General - Men's Shed
EF096857	26/06/25	04595	Copyright Agency Limited	6,302.74	Copyright Licence
EF096906	26/06/25	06287	The Grants Hub Pty Ltd	313.20	Subscription
EF096923	26/06/25	06613	Host Tel	145.00	State Emergency Services Expense
EF096925	26/06/25	06615	Stuart Downing	1,483.75	Staff Reimbursement - Office Expense
EF096929	26/06/25	06708	Amy Usher	57.50	Staff Reimbursement - Parking
EF096970	26/06/25	07128	Preeti Rawat	28.39	Staff Reimbursement - Parking
EF096971	26/06/25	07129	Max Wason	38.36	Staff Reimbursement - Parking
EF096972	26/06/25	99998	Kellie Clements	213.12	Your Neighbour Grant
EF096973	26/06/25	99998	Colin R & Leanne F Madiagan	1,667.33	Rates Refund
EF096974	26/06/25	99998	PD Schrader & ML Schrader	9,174.82	Rates Refund
EF096975	26/06/25	99998	Jamie Gotti	100.00	Cloth Nappy Rebate
EF096976	26/06/25	99998	Western Aus Family Violence Legal Svc	61.65	Application Fee Refund
EF096977	26/06/25	99998	Robert Evans	61.65	Application Fee Refund
EF096978	26/06/25	99998	Inka Builders	61.65	Application Fee Refund
EF096979	26/06/25	99998	RB Fraser & TJ Read	61.65	Application Fee Refund
EF096980	26/06/25	99998	Richard Ian Cardy	61.65	Application Fee Refund
EF096981	26/06/25	99998	Tammy Casey	850.00	Sports Donation
EF096982	26/06/25	99998	Jessica G Owens	77.00	Cloth Nappy Rebate
EF096983	26/06/25	99998	Rosanna Ciccostosto	533.85	Rates Refund
EF096984	26/06/25	99998	Christina & Christiana Powell	182.97	Rates Refund
EF096985	26/06/25	99998	Christine M Couper	20.17	Rates Refund

Attachment 12.3.1 June 2025 Payments

Pmnt_Ref	Date	CR_Code	Supplier	Pmnt_Amnt	Description
EF096986	26/06/25	99998	Lynne Holmes	919.51	Vendor Rebate Refund
EF096987	26/06/25	99998	John & Roslyn O'Neill	735.31	Rates Refund
EF096988	26/06/25	99998	Dean J Dver	350.00	Men's Health Week Presentation
EF096989	26/06/25	99998	DG & SE Cronin	450.00	Sports Donation
EF096990	26/06/25	99998	Patricia Lobo	485.22	Rates Refund
	Other Total			163,758.86	
Property, Plant & Equipment					
EF096800	26/06/25	02310	Exteria Pty Ltd - Landmark Engineering	41,800.00	Street Furniture - Parks Furniture & Bins
EF096845	26/06/25	04132	Castledex Pty Ltd	16,494.50	Office Furniture - Civic Centre Boardroom
EF096881	26/06/25	05766	PPC Practical Peripherals Corp Pty Ltd	962.50	Computer Hardware
EF096918	26/06/25	06586	Felton Industries	13,434.30	Street Furniture - Bench Seats
	Property, Plant & Equipment Total			72,691.30	
Salaries/Wages					
SL040625	05/06/25	COB	City of Belmont Payroll	771,373.59	Salaries/Wages
EF096535	10/06/25	99971	SuperChoice	158,737.71	Superannuation Contribution
WG110625	12/06/25	COB	City of Belmont Payroll	163,650.95	Salaries/Wages
EF096614	13/06/25	99952	Child Support Agency	779.66	Salaries/Wages
EF096615	13/06/25	99954	City of Belmont Social Club	420.00	Salaries/Wages
EF096616	13/06/25	99962	LGRCEU - WA Shire Councils Union	132.00	Salaries/Wages
SL130625	13/06/25	COB	City of Belmont Payroll	2,783.10	Salaries/Wages
EF096629	18/06/25	99971	SuperChoice	161,249.41	Superannuation Contribution
SL180625	19/06/25	COB	City of Belmont Payroll	775,952.22	Salaries/Wages
EF096651	20/06/25	01756	City of Rockingham	15,829.36	Long Service Leave Entitlement
EF096705	20/06/25	99952	Child Support Agency	779.66	Salaries/Wages
EF096706	20/06/25	99954	City of Belmont Social Club	420.00	Salaries/Wages
EF096707	20/06/25	99962	LGRCEU - WA Shire Councils Union	132.00	Salaries/Wages
WG250625	26/06/25	COB	City of Belmont Payroll	164,096.90	Salaries/Wages
	Salaries/Wages Total			2,216,336.56	
Training and Conferences					
EF096462	06/06/25	00953	Planning Institute of Australia Limited	340.00	Registration
EF096464	06/06/25	01240	WA Local Government Association	385.00	Training
EF096489	06/06/25	04388	Amanda Trembath	420.00	Conference Expenses
EF096523	06/06/25	07039	Tri - Jarrah Pty Ltd T/A Western Training	995.00	Training
EF096547	13/06/25	00600	Institute of Public Works Engineering WA	75.00	Registration
EF096548	13/06/25	00601	Institute of Public Works Engineering Sydney	1,705.00	Subscription
EF096732	26/06/25	00429	Economic Development Australia Ltd	1,045.00	Membership Fee
EF096747	26/06/25	00953	Planning Institute of Australia Limited	924.00	Conference Registration
EF096766	26/06/25	01240	WA Local Government Association	654.50	Training
EF096776	26/06/25	01413	Parks & Leisure Australia	880.00	Conference Expenses
EF096781	26/06/25	01683	Sally De La Cruz	48.00	Conference Expenses - Parking
EF096834	26/06/25	03675	WA Institute of Public Administration Australia	1,815.00	Corporate Membership Fee
EF096912	26/06/25	06394	Rapid Global Pty Ltd	14,043.34	Subscription
	Training and Conferences Total			23,329.84	
MUNI Total				12,046,922.11	
Trust Funds					
EF096536	12/06/25	150748	Building and Construction Industry Training Fund	351.75	Building and Construction Industry Training Fund
EF096537	12/06/25	154102	Building and Energy - Building Services Levy	31,621.52	Building and Energy - Building Services Levy
	Trust Funds Total			31,973.27	
TRUST Total				31,973.27	
Grand Total				12,078,895.38	
				12,078,895.38	
				Breakdown - Cheques :	2,611.50
				EFT :	12,076,283.88

12.4 Monthly Financial Report for June 2025

Voting Requirement	:	Simple Majority
Subject Index	:	32/009 Financial Operating Statements
Location/Property Index	:	N/A
Application Index	:	N/A
Disclosure of any Interest	:	Nil
Previous Items	:	N/A
Applicant	:	N/A
Owner	:	N/A
Responsible Division	:	Corporate and Governance

Council role

Executive The substantial direction setting and oversight role of the Council e.g. adopting plans and reports, accepting tenders, directing operations, setting and amending budgets.

Purpose of report

To provide Council with relevant monthly financial information for the 2024-25 financial year.

Summary and key issues

The following report includes a concise list of material variances for the month ending 30 June 2025.

Officer Recommendation

That the Monthly Financial Reports as at 30 June 2025 as included in Attachment 12.4.1 be received.

Officer Recommendation adopted en bloc - Refer to Resolution appearing at Item 12.

Location

Not applicable.

Consultation

There has been no specific consultation undertaken in respect to this matter.

Strategic Community Plan implications

In accordance with the 2024–2034 Strategic Community Plan:

Key Performance Area: Performance

Outcome: 10. Effective leadership, governance and financial management.

Policy implications

There are no policy implications associated with this report.

Statutory environment

Section 6.4 of the *Local Government Act 1995 (WA)* (the Act) in conjunction with Regulations 34 (1) of the *Local Government (Financial Management) Regulations 1996 (WA)* (the Regulations) requires monthly financial reports to be presented to Council.

Regulation 34(1) requires a monthly Statement of Financial Activity reporting on revenue and expenditure.

Regulation 34(5) determines the mechanism required to ascertain the definition of material variances which are required to be reported to Council as a part of the monthly report.

Background

The Regulations prescribe that a Local Government is to prepare each month a Statement of Financial Activity.

Regulation 34(2) requires the Statement of Financial Activity to be accompanied by documents containing:

1. Explanation for each material variance identified between year to date budgets and actuals
2. Any other supporting information considered relevant by the Local Government.

Regulation 34 (5) states that "Each financial year, a Local Government is to adopt a percentage or value, calculated in accordance with the Australian Accounting Standards, to be used in statements of financial activity for reporting material variances."

This regulation requires Council to annually set a materiality threshold for the purpose of disclosing budget variances within monthly financial reporting.

The materiality threshold has been set by Council at \$100,000 for the 2024-25 financial year.

Report

At the June 2024 Ordinary Council Meeting, Council adopted the materiality threshold for the 2024-25 financial year as \$100,000. The table below provides a summary of significant variances based on this materiality threshold. The detailed financial activity report is included at Attachment 12.4.1.

It should be noted that the figures contained within this report remain subject to finalisation of end of financial year processing and financial audit.

<i>Budget YTD Actual YTD</i>			<i>Comments</i>
OPERATING ACTIVITIES			
Revenue from operating activities			
Operating grants, subsidies and contributions			
Finance	1,262,126	818,524	Advance payment received of 50% of 2025-26 Financial Assistance Grants in comparison to 85% budgeted.
Works	951,521	705,185	
Fees and charges			
Works	7,106,598	7,235,779	Increased waste revenue as a result of higher than anticipated uptake of additional bins.
City Facilities & Property	1,213,781	1,422,037	Increased use of facilities and all tenancies leased out.
Safer Communities	984,000	1,247,922	Income from Building applications significantly higher than anticipated.
Interest earnings			
Finance	8,888,851	6,883,812	Final interest allocation pending end of financial year processes, reserve transfers and final adjustments.
Other revenue			
Governance, Strategy & Risk	1,528	104,430	Internal allocation of Insurance expenses.
Parks, Leisure & Environment	53,991	180,998	Higher than anticipated income from private works.
Expenditure from operating activities			
Employee costs			
Finance	(2,373,019)	(2,511,978)	Allocation of timecard employees to projects pending end of financial year processes.

	Budget YTD	Actual YTD	Comments
Works	(1,727,453)	(2,225,592)	Reallocation of capital project costing to be completed.
Parks, Leisure & Environment	(4,170,557)	(3,934,062)	Salaries are below budget due to vacancies which are currently being recruited by the City.
Safer Communities	(3,396,761)	(3,274,219)	
Library, Culture & Place	(2,997,786)	(2,874,110)	
Materials and contracts			
Governance, Strategy & Risk	(786,248)	(295,937)	Legal and consultant costs lower than expected.
Information Technology	(2,557,407)	(3,010,918)	Overspend due to unexpectedly large increase in software subscription fees with key providers such as Microsoft, Adobe and VMware.
Public Relations & Stakeholder Engagement	(889,146)	(684,100)	Some cost savings. Pioneers function invoices not yet received.
Works	(9,191,834)	(8,320,939)	Timing variance due to Waste Services invoices for June to be received.
Parks, Leisure & Environment	(9,395,093)	(7,684,639)	Timing of invoicing for completion of seasonal programs.
Planning Services	(480,295)	(335,423)	Several planning projects involving consultants and legal matters that are currently underway have not yet incurred costs.

	Budget YTD	Actual YTD	Comments
Economic & Community Development	(2,629,662)	(2,030,619)	Underspend due to lower than budgeted aged accommodation maintenance costs, and timing of invoice presentation for youth services and other contracts and programs.
Library, Culture & Place	(2,751,694)	(2,036,111)	Projects in progress with some timing variances.
Utility charges			
Works	(1,030,324)	(824,889)	Street lighting invoices for June to be received from Western Power.
Other expenditure			
Parks, Leisure & Environment	(1,303,051)	(1,190,812)	Timing of supplier invoices.
Economic & Community Development	(945,227)	(654,645)	The majority of the variance (85%) resulting in lower than budgeted expenditure relates to the Faulkner Park Retirement Village.
INVESTING ACTIVITIES			
<i>Inflows from investing activities</i>			
Non-Operating grants, subsidies and contributions			
Parks, Leisure & Environment	87,931	607,931	Funding received in advance of 2025-26 for Urban Greening project.
City Facilities & Property	708,064	287,702	Funding for completion of Tomato Lake Bollards expected to be received from the LRCIP funding agreement from the Federal Government.

Proceeds from disposal of assets			
Works	160,372	Nil.	Some plant items will be retained for another year following a condition reassessment.
Design, Assets & Development	707,625	426,032	Fleet & Plant options under review, income to be received.
Outflows from investing activities			
Payments for property, plant and equipment			
Information Technology	(613,801)	(143,157)	Delayed asset renewal project due to scope and requirement change.
Design, Assets & Development	(1,200,127)	(528,820)	Vehicles on order and yet to be received, some fleet & plant items under evaluation.
City Facilities & Property	(1,928,315)	(1,795,768)	Savings on renewal projects against pre-tender estimates.
Safer Communities	(390,000)	(265,044)	Savings on CCTV projects.
Payments for construction of infrastructure			
Works	(6,402,408)	(6,117,367)	Timing of invoices and minor carry forward projects.
City Projects	(10,540,808)	(8,485,517)	Projects remain on target to agreed milestones. June invoices to be processed.

Parks, Leisure & Environment	(4,528,930)	(2,449,957)	Timing of invoices for completed works. Delay in Volcano Park fencing project.
------------------------------	-------------	-------------	--

Financial implications

The presentation of these reports to Council ensures compliance with the Local Government Act and associated regulations, and also ensures that Council is regularly informed as to the status of its financial position.

Environmental implications

There are no environmental implications associated with this report.

Social implications

There are no social implications associated with this report.

Attachment details

Attachment No and title
1. Monthly Financial Report for June 2025 [12.4.1 - 12 pages]

CITY OF BELMONT
MONTHLY FINANCIAL REPORT
For the period ended 30 June 2025

LOCAL GOVERNMENT ACT 1995
LOCAL GOVERNMENT (FINANCIAL MANAGEMENT) REGULATIONS 1996

TABLE OF CONTENTS

Statements required by regulation

Statement of Financial Activity	2
Statement of Financial Position	3
Note 1 Basis of Preparation	4
Note 2 Statement of Financial Activity Information	5
Note 3 Explanation of Material Variances	6

Attachment 12.4.1 Monthly Financial Report for June 2025

CITY OF BELMONT STATEMENT OF FINANCIAL ACTIVITY FOR THE PERIOD ENDED 30 JUNE 2025

Supplementary Information	Amended Budget Estimates	YTD Budget Estimates	YTD Actual	Variance*	Variance*	Var.	
	(a)	(b)	(c)	\$ (c) - (b)	% ((c) - (b))/(b)		
	\$	\$	\$	\$	%		
OPERATING ACTIVITIES							
Revenue from operating activities							
Rates	59,884,024	59,884,024	60,278,268	394,244	0.66%	▲	
Grants, subsidies and contributions	2,944,122	2,944,122	2,195,050	(749,072)	(25.44%)	▼	
Fees and charges	10,674,994	10,674,994	11,253,369	578,375	5.42%	▲	
Interest revenue	8,902,136	8,902,136	6,897,095	(2,005,041)	(22.52%)	▼	
Other revenue	809,162	809,162	1,215,862	406,700	50.26%	▲	
Profit on asset disposals	91,136	91,136	24,086	(67,050)	(73.57%)	▼	
Fair value adjustments to financial assets at fair value through profit or loss	4,203	4,203	0	(4,203)	(100.00%)	▼	
	83,309,777	83,309,777	81,863,730	(1,446,047)	(1.74%)		
Expenditure from operating activities							
Employee costs	(27,991,552)	(27,991,556)	(28,134,246)	(142,690)	(0.51%)	▼	
Materials and contracts	(37,802,874)	(37,802,874)	(33,343,686)	4,459,188	11.80%	▲	
Utility charges	(2,420,339)	(2,420,341)	(2,371,532)	48,809	2.02%	▲	
Depreciation	(13,207,356)	(13,207,356)	(11,895,536)	1,311,820	9.93%	▲	
Finance costs	(520,949)	(520,949)	(483,168)	37,781	7.25%	▲	
Insurance	(939,310)	(939,321)	(874,343)	64,978	6.92%	▲	
Other expenditure	(1,509,968)	(1,509,968)	(1,241,967)	268,001	17.75%	▲	
Loss on asset disposals	(58,266)	(58,266)	(151,327)	(93,061)	(159.72%)	▼	
	(84,450,614)	(84,450,631)	(78,495,805)	5,954,826	7.05%		
Non-cash amounts excluded from operating activities	Note 2(b)					▼	
	13,071,661	13,178,689	12,629,995	(548,694)	(4.16%)		
Amount attributable to operating activities	11,930,824	12,037,835	15,997,920	3,960,085	32.90%		
INVESTING ACTIVITIES							
Inflows from investing activities							
Proceeds from capital grants, subsidies and contributions	4,496,027	4,496,027	4,544,181	48,154	1.07%	▲	
Proceeds from disposal of assets	874,997	874,997	387,247	(487,750)	(55.74%)	▼	
	5,371,024	5,371,024	4,931,428	(439,596)	(8.18%)		
Outflows from investing activities							
Payments for property, plant and equipment	3	(4,573,629)	(4,573,629)	(3,016,193)	1,557,436	34.05%	▲
Payments for construction of infrastructure	3	(21,131,761)	(21,131,761)	(16,869,133)	4,262,628	20.17%	▲
Amount attributable to investing activities		(20,334,366)	(14,953,898)	5,380,468	26.46%		
FINANCING ACTIVITIES							
Inflows from financing activities							
Transfer from reserves	2	11,130,109	0	0	0	0.00%	
		11,130,109	0	0	0	0.00%	
Outflows from financing activities							
Repayment of borrowings		(641,885)	(635,941)	(635,941)	0	0.00%	
Payments for principal portion of lease liabilities		(105,427)	0	0	0	0.00%	
Transfer to reserves	2	(7,542,297)	0	(347)	(347)	0.00%	
		(8,289,609)	(635,941)	(636,288)	(347)	(0.05%)	
Amount attributable to financing activities		2,840,500	(635,941)	(636,288)	(347)	(0.05%)	
MOVEMENT IN SURPLUS OR DEFICIT							
Surplus or deficit at the start of the financial year							
Amount attributable to operating activities		5,795,621	5,795,621	5,868,521	72,900	1.26%	▲
Amount attributable to investing activities		11,930,824	12,037,835	15,997,920	3,960,085	32.90%	▲
Amount attributable to investing activities		(20,334,366)	(20,334,366)	(14,953,898)	5,380,468	26.46%	▲
Amount attributable to financing activities		2,840,500	(635,941)	(636,288)	(347)	(0.05%)	▲
Surplus or deficit after imposition of general rates		232,579	(3,136,851)	6,276,255	9,413,106	300.08%	▲

KEY INFORMATION

▲ ▼ Indicates a variance between Year to Date (YTD) Budget and YTD Actual data as per the adopted materiality threshold.

* Refer to Note 3 for an explanation of the reasons for the variance.

This statement is to be read in conjunction with the accompanying Financial Statements and Notes.

CITY OF BELMONT
STATEMENT OF FINANCIAL POSITION
FOR THE PERIOD ENDED 30 JUNE 2025

	Supplementary Information	30 June 2024	30 June 2025
		\$	\$
CURRENT ASSETS			
Cash and cash equivalents	1	18,105,527	13,467,244
Trade and other receivables		24,999,921	9,362,496
Other financial assets		40,704,180	57,689,485
Inventories		262,339	239,454
Contract assets		37,717	0
Other assets		3,483,614	4,661,199
TOTAL CURRENT ASSETS		87,593,298	85,419,878
NON-CURRENT ASSETS			
Trade and other receivables		515,832	417,575
Other financial assets		21,135,546	21,135,546
Property, plant and equipment		341,517,776	339,085,246
Infrastructure		292,331,375	302,291,174
Right-of-use assets		158,975	158,975
Intangible assets		236,828	145,061
TOTAL NON-CURRENT ASSETS		655,896,332	663,233,577
TOTAL ASSETS		743,489,630	748,653,455
CURRENT LIABILITIES			
Trade and other payables		7,632,119	6,146,729
Other liabilities		1,833,787	1,263,362
Lease liabilities		105,428	105,428
Borrowings		641,884	5,943
Employee related provisions		4,987,945	4,932,028
TOTAL CURRENT LIABILITIES		15,201,163	12,453,490
NON-CURRENT LIABILITIES			
Other liabilities		151,558	151,558
Lease liabilities		57,042	57,042
Borrowings		10,976,367	10,976,367
Employee related provisions		541,262	541,263
TOTAL NON-CURRENT LIABILITIES		11,726,229	11,726,230
TOTAL LIABILITIES		26,927,392	24,179,720
NET ASSETS		716,562,238	724,473,735
EQUITY			
Retained surplus		195,472,409	203,383,906
Reserve accounts	2	69,265,334	69,265,334
Revaluation surplus		451,824,495	451,824,495
TOTAL EQUITY		716,562,238	724,473,735

This statement is to be read in conjunction with the accompanying notes.

**NOTES TO THE STATEMENT OF FINANCIAL ACTIVITY
FOR THE PERIOD ENDED 30 JUNE 2025**

1 BASIS OF PREPARATION AND SIGNIFICANT ACCOUNTING POLICIES

BASIS OF PREPARATION

This prescribed financial report has been prepared in accordance with the *Local Government Act 1995* and accompanying regulations.

Local Government Act 1995 requirements

Section 6.4(2) of the *Local Government Act 1995* read with the *Local Government (Financial Management) Regulations 1996*, prescribe that the financial report be prepared in accordance with the *Local Government Act 1995* and, to the extent that they are not inconsistent with the Act, the Australian Accounting Standards. The Australian Accounting Standards (as they apply to local governments and not-for-profit entities) and Interpretations of the Australian Accounting Standards Board were applied where no inconsistencies exist.

The *Local Government (Financial Management) Regulations 1996* specify that vested land is a right-of-use asset to be measured at cost, and is considered a zero cost concessionary lease. All right-of-use assets under zero cost concessionary leases are measured at zero cost rather than at fair value, except for vested improvements on concessionary land leases such as roads, buildings or other infrastructure which continue to be reported at fair value, as opposed to the vested land which is measured at zero cost. The measurement of vested improvements at fair value is a departure from AASB 16 which would have required the City to measure any vested improvements at zero cost.

Local Government (Financial Management) Regulations 1996, regulation 34 prescribes contents of the financial report. Supporting information does not form part of the financial report.

Accounting policies which have been adopted in the preparation of this financial report have been consistently applied unless stated otherwise. Except for cash flow and rate setting information, the financial report has been prepared on the accrual basis and is based on historical costs, modified, where applicable, by the measurement at fair value of selected non-current assets, financial assets and liabilities.

THE LOCAL GOVERNMENT REPORTING ENTITY

All funds through which the City controls resources to carry on its functions have been included in the financial statements forming part of this financial report.

All monies held in the Trust Fund are excluded from the financial statements.

Judgements and estimates

The preparation of a financial report in conformity with Australian Accounting Standards requires management to make judgements, estimates and assumptions that effect the application of policies and reported amounts of assets and liabilities, income and expenses.

The estimates and associated assumptions are based on historical experience and various other factors believed to be reasonable under the circumstances; the results of which form the basis of making the judgements about carrying values of assets and liabilities that are not readily apparent from other sources. Actual results may differ from these estimates.

The balances, transactions and disclosures impacted by accounting estimates are as follows:

- estimated fair value of certain financial assets
- impairment of financial assets
- estimation of fair values of land and buildings, infrastructure and investment property
- estimation uncertainties made in relation to lease accounting
- estimated useful life of intangible assets

MATERIAL ACCOUNTING POLICES

Significant accounting policies utilised in the preparation of these statements are as described within the 2023-24 Annual Budget. Please refer to the adopted budget document for details of these policies.

PREPARATION TIMING AND REVIEW

Date prepared: All known transactions up to 30 June 2025

Attachment 12.4.1 Monthly Financial Report for June 2025

CITY OF BELMONT NOTES TO THE STATEMENT OF FINANCIAL ACTIVITY FOR THE PERIOD ENDED 30 JUNE 2025

2 STATEMENT OF FINANCIAL ACTIVITY INFORMATION

	Supplementary Information	Amended Budget Opening 30 June 2024	Last Year Closing 30 June 2024	Year to Date 30 June 2025
(a) Net current assets used in the Statement of Financial Activity				
Current assets		\$	\$	\$
Cash and cash equivalents	1	17,777,674	18,105,527	13,467,244
Trade and other receivables		23,613,744	24,999,921	9,362,496
Other financial assets		29,118,043	40,704,180	57,689,485
Inventories		276,212	262,339	239,454
Contract assets		0	37,717	0
Other assets		3,316,206	3,483,614	4,661,199
		74,101,879	87,593,298	85,419,878
Less: current liabilities				
Trade and other payables		(4,956,993)	(7,632,119)	(6,146,729)
Other liabilities		(2,082,606)	(1,833,787)	(1,263,362)
Lease liabilities		(39,341)	(105,428)	(105,428)
Borrowings		(666,573)	(641,884)	(5,943)
Employee related provisions		(4,273,584)	(4,987,945)	(4,932,028)
		(12,019,097)	(15,201,163)	(12,453,490)
Net current assets		62,082,782	72,392,135	72,966,388
Less: Total adjustments to net current assets	Note 2(c)	(65,250,522)	(66,523,614)	(66,690,133)
Closing funding surplus / (deficit)		(3,167,740)	5,868,521	6,276,255

(b) Non-cash amounts excluded from operating activities

The following non-cash revenue and expenditure has been excluded from operating activities within the Statement of Financial Activity in accordance with *Financial Management Regulation 32*.

Non-cash amounts excluded from operating activities	Amended Budget	YTD Budget (a)	YTD Actual (b)
	\$	\$	\$
Adjustments to operating activities			
Less: Profit on asset disposals	(91,136)	(91,136)	(24,086)
Less: Non-cash grants and contributions for assets	0	0	0
Less: Fair value adjustments to financial assets at fair value through profit and loss	(4,203)	4,203	0
Add: Loss on asset disposals	58,266	58,266	151,327
Add: Depreciation	13,207,356	13,207,356	11,895,536
Movement in non-current employee provisions	(21,421)	0	0
Movement in current employee provisions associated with restricted cash	(77,201)	0	0
- Pensioner deferred rates	0	0	(98,257)
- Employee provisions	0	0	705,475
Total non-cash amounts excluded from operating activities	13,071,661	13,178,689	12,629,995

(c) Current assets and liabilities excluded from budgeted deficiency

The following current assets and liabilities have been excluded from the net current assets used in the Statement of Financial Activity in accordance with *Financial Management Regulation 32* to agree to the surplus/(deficit) after imposition of general rates.

	Amended Budget Opening 30 June 2024	Last Year Closing 30 June 2024	Year to Date 30 June 2025
	\$	\$	\$
Adjustments to net current assets			
Less: Reserve accounts	(70,637,469)	(69,265,334)	(69,265,681)
Add: Financial assets at amortised cost	0	20,927,619	20,927,619
- EMRC receivable	0	(20,927,619)	(20,927,619)
Add: Current liabilities not expected to be cleared at the end of the year:			
- Current portion of borrowings	666,573	641,884	5,943
- Current portion of lease liabilities	39,341	105,428	105,428
- Current portion of employee benefit provisions held in reserve	4,681,033	1,994,408	2,464,177
Total adjustments to net current assets	Note 2(a) (65,250,522)	(66,523,614)	(66,690,133)

CURRENT AND NON-CURRENT CLASSIFICATION

In the determination of whether an asset or liability is current or non-current, consideration is given to the time when each asset or liability is expected to be settled. Unless otherwise stated assets or liabilities are classified as current if expected to be settled within the next 12 months, being the City's operational cycle.

CITY OF BELMONT
SUPPLEMENTARY INFORMATION

TABLE OF CONTENTS

1	Cash and Financial Assets	8
2	Reserve Accounts	9
3	Capital Acquisitions	10
4	Budget Amendments	12

Attachment 12.4.1 Monthly Financial Report for June 2025

**CITY OF BELMONT
SUPPLEMENTARY INFORMATION
FOR THE PERIOD ENDED 30 JUNE 2025**

1 INVESTMENT PORTFOLIO

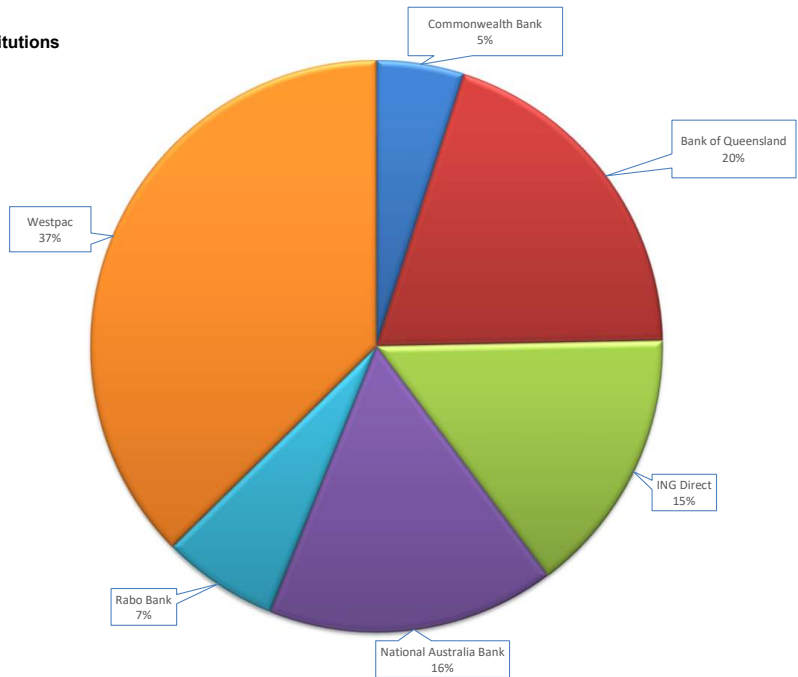
BY INVESTMENT HOLDINGS

	Municipal \$	Reserve \$	Trust-Reserve \$	Total \$	Total %
Municipal Account	585,827	-	-	585,827	0.65%
On-Call Account	3,877,194	-	-	3,877,194	4.30%
Term Deposits	18,218,456	67,523,652	(0)	85,742,108	95.05%
	22,681,477	67,523,652	(0)	90,205,129	100.00%

BY INSTITUTION

	Rating	Municipal \$	Reserve \$	Trust-Reserve \$	Total \$	Total %	Policy Max %
Commonwealth Bank	AA	4,463,021	-	-	4,463,021	4.95%	40%
Bank of Queensland	A	8,218,456	9,587,704	-	17,806,160	19.74%	30%
ING Direct	A	3,000,000	10,601,558	-	13,601,558	15.08%	30%
National Australia Bank	AA	-	14,718,630	-	14,718,630	16.32%	40%
Rabo Bank	A	-	5,924,232	-	5,924,232	6.57%	30%
Westpac	AA	7,000,000	26,691,528	-	33,691,528	37.35%	40%
		22,681,477	67,523,652	-	90,205,129	100.00%	

Investment Institutions



BY CREDIT RATINGS

Rating	Municipal \$	Reserve \$	Trust Reserve \$	Total \$	Total %	Policy Max %
AAA	-	-	-	-	0.00%	100%
AA	11,463,021	41,410,158	-	52,873,179	58.61%	100%
A	11,218,456	26,113,494	-	37,331,950	41.39%	80%
BBB / NR	-	-	-	-	0.00%	60%
	22,681,477	67,523,652	-	90,205,129	100.00%	

Attachment 12.4.1 Monthly Financial Report for June 2025

**CITY OF BELMONT
SUPPLEMENTARY INFORMATION
FOR THE PERIOD ENDED 30 JUNE 2025**

2 RESERVE ACCOUNTS

Reserve name	Budget	Budget	Budget	Budget	Budget	Actual	Actual	Actual	Actual	Actual
	Opening	Interest	Transfers In	Transfers	Closing	Opening	Interest	Transfers In	Transfers	YTD
	Balance	Earned	(+)	Out (-)	Balance	Balance	Earned	(+)	Out (-)	Closing
	\$	\$	\$	\$	\$	\$	\$	\$	\$	\$
Restricted by Council										
Administration building Reserve	254,062	12,383	0	0	266,445	257,553	2,910	(2,910)	0	257,553
Aged Accommodation - Homewest Reserve	998,563	57,169	8,583	0	1,064,315	1,010,521	11,418	(11,418)	0	1,010,521
Aged Community Care Reserve	235,668	11,487	0	0	247,155	238,905	2,699	(2,699)	0	238,905
Aged persons housing Reserve	224,620	11,776	0	(337,238)	0	244,913	2,767	(2,767)	0	244,913
Aged Services Reserve	1,146,414	55,877	0	0	1,202,291	1,162,167	13,132	(13,132)	0	1,162,167
Ascot Waters Marina Maintenance & Restoration	1,091,037	53,180	0	(50,000)	1,094,217	1,106,061	12,498	(12,498)	0	1,106,061
Belmont District Band Reserve	50,559	2,464	0	0	53,023	51,256	579	(579)	0	51,256
Belmont Oasis Refurbishment Reserve	4,456,122	217,197	0	0	4,673,319	4,517,364	51,043	(51,043)	0	4,517,364
Belmont Trust Reserve	1,657,363	80,836	0	(216,324)	1,521,875	1,681,259	18,997	(18,997)	0	1,681,259
Building maintenance Reserve	4,657,748	227,858	0	(200,000)	4,685,606	4,739,102	53,549	(53,549)	0	4,739,102
Capital Projects Reserve	5,827,421	0	1,711,369	(2,193,808)	5,344,982	5,827,421	65,846	(65,846)	0	5,827,421
Car Parking Reserve	66,674	3,250	0	0	69,924	67,592	764	(764)	0	67,592
Carry Forward Projects Reserve	1,744,079	0	1,760,000	(2,085,036)	1,419,043	1,744,079	19,707	(19,360)	0	1,744,426
District valuation Reserve	23,651	96,139	95,000	0	214,790	23,680	268	(268)	0	23,680
Election expenses Reserve	2,030	75,409	75,000	0	152,439	8,497	96	(96)	0	8,497
Environment Reserve	884,673	44,611	0	0	929,284	927,841	10,484	(10,484)	0	927,841
Faulkner Park Retirement Village Buy Back Reserve	2,533,333	123,478	0	0	2,656,811	2,568,147	29,018	(29,018)	0	2,568,147
Faulkner Park Retirement Village Owners Maintenance Reserve	515,197	25,247	0	0	540,444	525,106	5,933	(5,933)	0	525,106
History Reserve	179,010	8,725	0	0	187,735	181,468	2,050	(2,050)	0	181,468
Information Technology Reserve	1,486,554	72,456	0	0	1,559,010	1,506,984	17,028	(17,028)	0	1,506,984
Land acquisition Reserve	10,904,340	530,768	0	0	11,435,108	11,039,182	124,735	(124,735)	0	11,039,182
Long Service Leave Reserve - Salaries	3,449,639	101,138	0	(191,543)	3,359,234	2,103,512	23,768	(23,768)	0	2,103,512
Long Service Leave Reserve - Wages	528,885	17,341	0	(5,753)	540,473	360,665	4,075	(4,075)	0	360,665
Miscellaneous Entitlements Reserve	779,710	38,051	0	(36,435)	781,326	791,398	8,942	(8,942)	0	791,398
Plant replacement Reserve	1,633,290	79,342	747,498	(1,009,426)	1,450,704	1,650,203	18,646	(18,646)	0	1,650,203
Property development Reserve	21,704,520	844,917	0	(3,200,248)	19,248,347	17,573,013	198,563	(198,563)	0	17,573,013
Public Art Reserve	411,617	20,072	0	(65,700)	365,989	417,466	4,717	(4,717)	0	417,466
Ruth Faulkner library Reserve	49,432	2,409	0	0	51,841	50,113	566	(566)	0	50,113
Streetscapes Reserve	529,620	25,814	0	(536,898)	18,536	536,898	6,067	(6,067)	0	536,898
Urban Forest Strategy Management Reserve	125,066	6,096	0	0	131,162	126,788	1,433	(1,433)	0	126,788
Waste Management Reserve	4,674,332	231,185	0	(1,001,700)	3,903,817	4,808,297	54,331	(54,331)	0	4,808,297
Workers Compensation/Insurance Reserve	1,400,052	68,172	0	0	1,468,224	1,417,883	16,021	(16,021)	0	1,417,883
	74,225,281	3,144,847	4,397,450	(11,130,109)	70,637,469	69,265,334	782,650	(782,303)	0	69,265,681

**CITY OF BELMONT
SUPPLEMENTARY INFORMATION
FOR THE PERIOD ENDED 30 JUNE 2025**

INVESTING ACTIVITIES

3 CAPITAL ACQUISITIONS

Capital acquisitions	Amended		YTD Actual	YTD Actual Variance
	Budget	YTD Budget		
	\$	\$	\$	\$
Buildings - non-specialised	2,218,701	2,218,701	2,012,004	(206,697)
Furniture and equipment	1,104,801	1,104,801	474,374	(630,427)
Plant and equipment	1,200,127	1,200,127	529,815	(670,312)
Other property, plant and equipment	50,000	50,000	0	(50,000)
Acquisition of property, plant and equipment	4,573,629	4,573,629	3,016,193	(1,557,436)
Infrastructure - Roads	5,091,006	5,091,006	5,079,851	(11,155)
Infrastructure - Reserves Improvements	14,729,351	14,729,351	10,673,815	(4,055,536)
Infrastructure - Footpath Network	905,697	905,697	776,679	(129,018)
Infrastructure - Drainage Network	405,707	405,707	338,788	(66,919)
Acquisition of infrastructure	21,131,761	21,131,761	16,869,133	(4,262,628)
Total capital acquisitions	25,705,390	25,705,390	19,885,326	(5,820,064)
Capital Acquisitions Funded By:				
Capital grants and contributions	4,496,027	4,496,027	0	(4,496,027)
Other (disposals & C/Fwd)	874,997	874,997	387,247	(487,750)
Reserve accounts				
Belmont Trust Reserve	216,324	0	0	0
Building maintenance Reserve	200,000	0	0	0
Capital Projects Reserve	2,193,808	0	0	0
Carry Forward Projects Reserve	2,085,036	0	0	0
Long Service Leave Reserve - Wages	5,753	0	0	0
Plant replacement Reserve	1,009,426	0	0	0
Property development Reserve	3,200,248	0	0	0
Public Art Reserve	65,700	0	0	0
Streetscapes Reserve	536,898			
Contribution - operations	15,639,198	20,334,366	19,498,079	(836,287)
Capital funding total	30,523,415	25,705,390	19,885,326	(5,820,064)

MATERIAL ACCOUNTING POLICIES

Each class of fixed assets within either plant and equipment or infrastructure, is carried at cost or fair value as indicated less, where applicable, any accumulated depreciation and impairment losses.

Assets for which the fair value as at the date of acquisition is under \$5,000 are not recognised as an asset in accordance with *Financial Management Regulation 17A (5)*. These assets are expensed immediately.

Where multiple individual low value assets are purchased together as part of a larger asset or collectively forming a larger asset exceeding the threshold, the individual assets are recognised as one asset and capitalised.

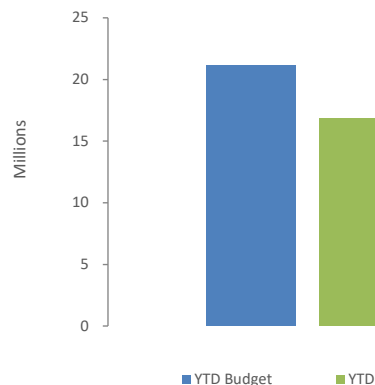
Initial recognition and measurement for assets held at cost

Plant and equipment including furniture and equipment is recognised at cost on acquisition in accordance with *Financial Management Regulation 17A*. Where acquired at no cost the asset is initially recognise at fair value. Assets held at cost are depreciated and assessed for impairment annually.

Initial recognition and measurement between mandatory revaluation dates for assets held at fair value

In relation to this initial measurement, cost is determined as the fair value of the assets given as consideration plus costs incidental to the acquisition. For assets acquired at zero cost or otherwise significantly less than fair value, cost is determined as fair value at the date of acquisition. The cost of non-current assets constructed by the City includes the cost of all materials used in construction, direct labour on the project and an appropriate proportion of variable and fixed overheads.

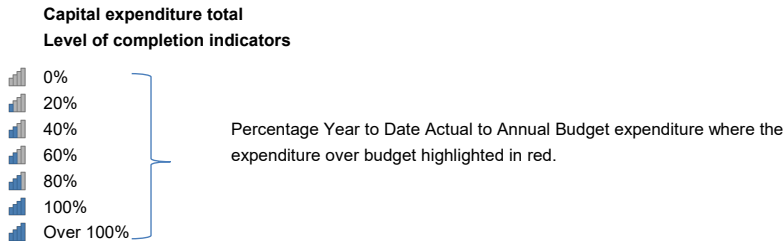
Payments for Capital Acquisitions



**CITY OF BELMONT
SUPPLEMENTARY INFORMATION
FOR THE PERIOD ENDED 30 JUNE 2025**

INVESTING ACTIVITIES

3 CAPITAL ACQUISITIONS - DETAILED



Level of completion indicator, please see table at the end of this note for further detail.

Account Description	Amended			Variance (Under)/Over
	Budget	YTD Budget	YTD Actual	
	\$	\$	\$	\$
City Projects	10,540,807	10,540,807	8,485,518	(2,055,289)
Parks and Environment	4,528,930	4,528,930	2,449,957	(2,078,973)
Buildings and facilities	1,878,315	1,878,315	1,750,344	(127,971)
Infrastructure Capital Works	6,402,410	6,402,410	6,195,318	(207,092)
Furniture and equipment	1,104,801	1,104,801	474,374	(630,427)
Plant and equipment	1,200,127	1,200,127	529,815	(670,312)
Other	50,000	50,000	0	(50,000)
	25,705,390	25,705,390	19,885,326	(5,820,064)

Attachment 12.4.1 Monthly Financial Report for June 2025

**CITY OF BELMONT
SUPPLEMENTARY INFORMATION
FOR THE PERIOD ENDED 30 JUNE 2025**

4 BUDGET AMENDMENTS

Amendments to original budget since budget adoption. Surplus/(Deficit)

Description	Council Resolution	Classification	Non Cash Adjustment	Increase in Available Cash	Decrease in Available Cash	Amended Budget Running Balance
			\$	\$	\$	\$
Budget adoption						497,000
October Budget Review	October OCM #12.4	Opening surplus(deficit)	(4,990,527)			(4,493,527)
October Budget Review	October OCM #12.4	Operating revenue		367,633		(4,125,894)
October Budget Review	October OCM #12.4	Operating expenses			(154,263)	(4,280,157)
October Budget Review	October OCM #12.4	Capital revenue		972,549		(3,307,608)
October Budget Review	October OCM #12.4	Capital expenses			(7,400,921)	(10,708,529)
October Budget Review	October OCM #12.4	Non cash item	11,208,529			500,000
Tender 19-2024-Wilson Park Zone 2	December OCM #14.1	Capital expenses			(2,000,000)	(1,500,000)
Tender 19-2024-Wilson Park Zone 2	December OCM #14.1	Capital revenue		2,000,000		500,000
March Budget Review	March OCM #12.4	Opening surplus(deficit)	(4,481,806)			(3,981,806)
March Budget Review	March OCM #12.4	Operating revenue		(2,503,657)		(6,485,463)
March Budget Review	March OCM #12.4	Operating expenses			(60,822)	(6,546,285)
March Budget Review	March OCM #12.4	Capital revenue		7,156,104		609,819
March Budget Review	March OCM #12.4	Capital expenses			(109,819)	500,000
Payment of Superannuation for Elected Members	March OCM #12.6	Operating expenses			(21,421)	478,579
Faulkner Civic Precinct Redevelopment	April OCM #14.2	Capital expenses			(216,000)	262,579
Carry Forward Items	June OCM #12.8	Opening surplus(deficit)			(30,000)	232,579
EMRC Funds	June OCM #12.8	Other financial assets		15,218,456		15,451,035
EMRC Funds	June OCM #12.8	Capital expenses			(15,218,456)	232,579
			1,736,196	23,211,085	(25,211,702)	

13 Reports by the Chief Executive Officer

13.1 Request for leave of absence

Nil.

13.2 Notice of motion

Nil.

14 Matters for which the meeting may be closed

Note:

The Presiding Member advised that in accordance with Section 5.23(2)(a) of the *Local Government Act 1995 (WA)* in order to discuss Confidential Item 14.1, Council will need to go behind closed doors.

7:24pm Davis moved, Harris seconded that in accordance with Section 5.23(2) of the *Local Government Act 1995 (WA)*, the meeting proceed behind closed doors to discuss Confidential Item 14.1 - Staff Matter - Chief Executive Officer Annual Performance Appraisal 2024-25.

Carried 7 votes to 0

For: Davis, Harris, Kulczycki, Rossi, Ryan, Sekulla and Sessions

Against: Nil

7:24pm Members of the public gallery departed the meeting.

Note: The Presiding Member requested all Officers except the Executive Manager People and Culture and Coordinator Governance to depart the meeting.

7:25pm The Acting Chief Executive Officer, Director Infrastructure Services, Acting Director Development and Communities, Director Corporate and Governance, Manager Governance and Legal, Senior Governance Officer and Desktop Support Officer departed the meeting.

14.1 Staff Matter Chief Executive Officer Annual Performance Appraisal 2024-25

Officer Recommendation

Sessions moved, Sekulla seconded

That Council accepts the Panel Recommendation in relation to this item.

Carried 6 votes to 1

For: Davis, Kulczycki, Rossi, Ryan, Sekulla and Sessions

Against: Harris

7:43pm The meeting came out from behind closed doors. No members of the public returned to the meeting.

7:43pm The Acting Chief Executive Officer, Director Infrastructure Services, Acting Director Development and Communities, Director Corporate and Governance, Manager Governance and Legal, Senior Governance Officer and Desktop Support Officer returned to the meeting.

15 Closure


There being no further business, the Presiding Member thanked everyone for their attendance and closed the meeting at 7:45pm.

Minutes confirmation certification

The undersigned certifies that these Minutes of the Ordinary Council Meeting held on 22 July 2025 were confirmed as a true and accurate record at the Ordinary Council Meeting held on 26 August 2025.

Signed by the Person Presiding: _____

PRINT name of the Person Presiding:



ROBERT ROSSI