Ordinary Council Meeting

Minutes

28 October 2025

City of Belmont

CITY OF BELMONT

Ordinary Council Meeting

Minutes

Table of Contents

28 October 2025

Item	Subject Heading	Page

1 Official Opening....6

2 Apologies and leave of absence....6

3 Declarations of interest that might cause a conflict....7

3.1 Financial Interests....7

3.2 Disclosure of interest that may affect impartiality....7

4 Announcements by the Presiding Member (without discussion) and declarations by Members....8

4.1 Announcements....8

4.2 Disclaimer....8

4.3 Declarations by Members who have not given due consideration to all matters contained in the business papers presently before the meeting .9

5 Public question time....9

5.1 Responses to questions taken on notice....9

5.1.1 Ms L Hollands, Redcliffe....9

5.2 Questions from members of the public....11

5.2.1 Ms Hollands on behalf of Belmont Residents and Ratepayer Action Group....11

5.2.2 Ms L Hollands, Redcliffe....12

5.2.3 Mr M Cardozo, Redcliffe....14

5.2.4 Mr Cardozo on behalf of Belmont East Ward Connect....16

5.2.5 Mrs J Gee, Cloverdale....18

5.2.6 Mr L Rosolin, Belmont....18

6 Confirmation of Minutes/receipt of Matrix 20
6.1 Matrix for the Agenda Briefing Forum held 21 October 2025 20
6.2 Ordinary Council Meeting held 23 September 2025.....20
7 Questions by Members on which due notice has been given (without discussion) 21
8 Questions by members without notice 21
8.1 Responses to questions taken on notice.....21
8.2 Questions by members without notice 21
9 New business of an urgent nature approved by the person presiding or by decision.....21
10 Business adjourned from a previous meeting.....21
11 Reports of committees 21
12 Reports of administration.....22
12.1 Development Application for 13 Multiple Dwellings - Lot 60 (26) Beverley Road, Cloverdale 22
12.2 Community Service Awards 2025 123
12.3 2025-26 October Budget Review.....127
12.4 Appointments to Other Groups.....203
12.5 Accounts for Payment September 2025.....219
12.6 Monthly Financial Report for September 2025 230
13 Reports by the Chief Executive Officer 246
13.1 Request for leave of absence.....246
13.2 Notice of motion 246
14 Matters for which the meeting may be closed 246
15 Closure.....246

Attachments Index

Attachment 12.1.1 – Item 12.1 refers
Attachment 12.1.2 – Item 12.1 refers
Attachment 12.1.3 – Item 12.1 refers
Attachment 12.1.4 – Item 12.1 refers
Attachment 12.1.5 – Item 12.1 refers
Attachment 12.1.6 – Item 12.1 refers
Attachment 12.1.7 – Item 12.1 refers
Attachment 12.3.1 – Item 12.3 refers
Attachment 12.3.2 – Item 12.3 refers
Attachment 12.3.3 – Item 12.3 refers
Attachment 12.4.1 – Item 12.4 refers
Attachment 12.4.2 – Item 12.4 refers
Attachment 12.5.1 – Item 12.5 refers
Attachment 12.6.1 – Item 12.6 refers

Confidential Attachments Index

Confidential Attachment 12.2.1 – Item 12.2 refers
Confidential Attachment 12.2.2 – Item 12.2 refers
Confidential Attachment 12.2.3 – Item 12.2 refers

Alternative Formats

This document is available on the City of Belmont website and can be requested in alternative formats including electronic format by email, in hardcopy both in large and standard print and in other formats as requested. For further information please contact the Community Development team on (08) 9477 7219. For language assistance please contact TIS (Translating and Interpreting Service) on 131 450.

Elected Members are reminded to retain any confidential papers for discussion with the minutes.

Minutes of the Ordinary Council Meeting held in the Council Chamber, City of Belmont Civic Centre, 215 Wright Street, Cloverdale on Tuesday 28 October 2025 commencing at 6:30pm.

Minutes

Present

Mayor R Rossi, JP (Presiding Member)	Mayor
Cr D Sessions (Deputy Mayor)	West Ward
Cr G Sekulla, JP	Central Ward
Cr J Harris	Central Ward
Cr B Ryan	East Ward
Cr P Marks	East Ward
Cr Z Abedin	South Ward
Cr J Davis	South Ward
Cr C Kulczycki	West Ward

In attendance

Mr J Christie	Chief Executive Officer
Mr S Downing	Director Corporate and Governance
Mrs N Griggs	Acting Director Development and Communities
Mr M Murphy	Director Infrastructure Services
Mr K Davidson (dep. 7:16pm)	Manager Safer Communities
Ms D Dabala	Manager Governance and Legal
Mrs C Gilbert (dep. 7:35pm)	Acting Manager Planning Services
Mrs J Cherry-Murphy	Coordinator Governance
Mrs L Chaplyn (dep. 6:35pm)	Coordinator Media and Communications
Mr K Smyth (dep. 6:35pm)	Senior Ranger
Ms S Bell	Senior Governance Officer
Mr J Vidal	IT Support Officer

Members of the gallery

There were five members of the public in the gallery and no press representatives.

1 Official Opening

6:30pm The Presiding Member welcomed all those in attendance and declared the meeting open.

The Presiding Member read aloud the Acknowledgement of Country.

Acknowledgement of Country
Before I begin, I would like to acknowledge the Whadjuk Noongar people as the Traditional Owners of this land and pay my respects to Elders past, present and emerging. I further acknowledge their cultural heritage, beliefs, connection and relationship with this land which continues today.

The Presiding Member invited Cr Sekulla to read aloud the Affirmation of Civic Duty and Responsibility on behalf of Elected Members. Cr Sekulla read aloud the affirmation.

Affirmation of Civic Duty and Responsibility
I make this affirmation in good faith and declare that I will duly, faithfully, honestly, and with integrity fulfil the duties of my office for all the people in the City of Belmont according to the best of my judgement and ability. I will observe the City's Code of Conduct and Standing Orders to ensure efficient, effective and orderly decision making within this forum.

2 Apologies and leave of absence

Mr W Loh (apology) Director Development and Communities

3 Declarations of interest that might cause a conflict

3.1 Financial Interests

Nil.

3.2 Disclosure of interest that may affect impartiality

Name	Item No and Title	Nature of Interest (and extent, where appropriate)
Mayor Rossi	12.2 – Community Service Awards 2025	I know multiple nominees.
Cr J Davis	12.2 – Community Service Awards 2025	I nominated one of the group categories that have been recommended for an award.
Cr G Sekulla	12.2 – Community Service Awards 2025	Individuals in the nomination list are known to me.
Cr D Sessions	12.2 – Community Service Awards 2025	I know multiple nominees.
Cr C Kulczycki	12.3 – 2025-26 October Budget Review	I am a member of the Ruth Faulkner Public Library.
Cr C Kulczycki	12.5 – Accounts for Payment September 2025	I am a member of the Belmont Community Environmental Champions Inc who were recently awarded the Community Contribution Fund grant.

4 Announcements by the Presiding Member (without discussion) and declarations by Members

4.1 Announcements

'It gives me great pleasure to share that our Rangers have been awarded the 2025 Ranger Team of the Year by the WA Rangers Association.

This award celebrates excellence in the delivery of ranger services and acknowledges the innovation, care and community focus shown by the City's team.

Our community told us they wanted a stronger, more responsive service and that's exactly what they have worked hard to deliver.

Over the past two years, the service has been transformed, with an expanded team, extended operating hours and new equipment combined with a focus on early intervention, education and genuine community engagement. This effort is being recognised, in our community and beyond.

Please join me in congratulating our Ranger Team for their remarkable achievements and the positive impact they have on our community.

I would now like to invite the representatives of the Rangers Team to come forward to accept the awards in recognition of the team's outstanding service.'

Note: The Mayor and Chief Executive Officer presented the awards and photographs were taken.

6:35pm The Coordinator Media & Communications and Senior Ranger departed the meeting and did not return.

4.2 Disclaimer

6:35pm The Presiding Member drew the public gallery's attention to the Disclaimer.

The Presiding Member advised the following:

'I wish to draw attention to the Disclaimer Notice contained within the Agenda document and advise members of the public that any decisions made at the meeting tonight can be revoked, pursuant to the *Local Government Act 1995 (WA)*.

Therefore, members of the public should not rely on any decisions until formal notification in writing by Council has been received.'

4.3 Declarations by Members who have not given due consideration to all matters contained in the business papers presently before the meeting

Nil.

5 Public question time

5.1 Responses to questions taken on notice

5.1.1 Ms L Hollands, Redcliffe

The following questions were taken on notice at the 23 September 2025 Ordinary Council Meeting. Ms Hollands was provided with a response on 16 October 2025. The response from the City is recorded accordingly:

1. At the 26 August 2025 Ordinary Council Meeting I asked about the cost of the parking sensors used by the City of Belmont. Could I have a breakdown for each area as to how much revenue has been generated by these parking sensors since installation versus the cost to have them over the same period?

Response

Infringement data is only available for the 2024-25 Financial Year.

Income from infringements totalled $51,120 (Epsom Avenue - $4,560 and Faulkner Park - $46,560).

The annual sensor leasing total costs were $52,867 (Epsom Avenue - $10,909 and Faulkner Park - $41,958).

3. Given there was also recommendations to do something at the intersections of Epsom and Durban, and Epsom and Victoria, how long would it take after the initial work completion to get something done at these locations?

Response

Site investigations, survey and design development will be progressed in the current 2025-26 financial year.

The earliest time for delivery will be during the 2026-27 financial year following internal and external funding considerations and Council budget approval.

4. Recently Western Power have been conducting works in Belmont replacing power poles which has left residents with multiple scheduled outages. Are there any plans for underground power in not just the East Ward, but across the City of Belmont?

Response

The details of Western Power's Targeted Underground Power Programme in relation to the City of Belmont were outlined in a report to the 24 September 2024 Ordinary Council Meeting.

In summary, there is one project area (Project Area 49, Cloverdale) that is planned for completion by 2030. The remainder of the City project areas fall in either the 7-15 year or 15-20 year horizon for underground power as per Western Power's current programming which is based on asset condition and risk.

5. Is the cost for underground power still the one-third from the State Government, one-third from the City of Belmont, and one-third from the homeowner?

Response

No. The funding arrangement for the previous State Underground Power Programme was one third from the Office of Energy (State Government), one third from Western Power and one third from the local government which was then charged to the ratepayers in the relevant project area.

The funding arrangements for Western Power's Targeted Underground Power Programme (TUPP) were also outlined in a report to the 24 September 2024 Ordinary Council Meeting.

In summary, Western Power contributes the avoided capital costs of replacing the existing overhead distribution network with overhead assets (i.e. like-for-like replacement).

The State Government contribution to the 'gap' in capital expenditure which remains once Western Power's contribution is accounted for is based on the median house price (MHP) of the suburbs within a TUPP project area compared with the Perth MHP.

The remainder of the cost (including connection fee) is passed through the City to the ratepayers in the relevant project area.

5.2 Questions from members of the public

6:37pm The Presiding Member drew the public gallery's attention to the rules of Public Question Time as written in the Public Question Time Form.

In accordance with rule (l), the Mayor advised that he had registered four members of the public who had given prior notice to ask questions.

The Presiding Member invited members of the public who had yet to register their interest to ask a question to do so. Two further registrations were forthcoming.

5.2.1 Ms Hollands on behalf of Belmont Residents and Ratepayer Action Group

1) At the 23 September 2025 Ordinary Council Meeting I asked if Councillors blocking people from their social media page and whether residents could make a complaint of a breach of the Code of Conduct. The response from the City was that the social media page of a Councillor is the 'private realm of an individual, and it is up to the individual, or in this instance Councillor who they allow to see their social media page content.'

   In the Elected Members Communication Policy, it includes statements relating to social media such as 'increases residents access to Council information', and 'increase the level of trust in Council'. How does either of these happen when people are blocked?

   Additionally, I refer the City and Council to the Elected Member Code of Conduct sections 4.1(b), 5.1(a), 6(d), 8.1(a) and 8.2(b) and (d), and to regulation 18 within the Standards Panel Decision 'Walker vs Treeby', and 'Kempert vs Standards Panel and Attorney General where both breaches related to social media accounts. Now that I have provided this information, would the City and Council be prepared to re-investigate this information and review the responses provided to me at the 23 September 2025 Ordinary Council Meeting?

   Response

   The Director Corporate and Governance stated that although his previous advice stands, he would take the remainder of Ms Holland's question on notice.

   The Chief Executive Officer concurred with the Director Corporate and Governance, and stated that the City has provided a response to Ms Hollands' previous query, and that investigation could be conducted if new information was brought to light, and that the question would be taken on notice.

2) At the 23 September 2025 Ordinary Council Meeting, Councillors up for re-election were allowed to make speeches in the Chamber. Did the Chief Executive Officer, anyone from the City Administration or the Mayor advise all of those Councillors that they were not to mention in their speech anything that could be construed as 'vote-getting', or election material, and why this would not be permitted?

Response

The Director Corporate and Governance stated that no instructions were given to those Elected Members up for re-election making speeches at the 23 September 2025 Ordinary Council Meeting.

The Chief Executive Officer stated that all candidates up for election were aware of their obligations and had information packs provided to them and were also made aware of information from the Electoral Commission website. All Councillors and candidates were aware of what was expected of them.

5.2.2 Ms L Hollands, Redcliffe

1) Was there pre-training for Candidates and Councillors relating to the Code of Conduct prior to the election campaign?

Response

The Mayor stated that although he is not sure there is any training provided, that candidates are provided with information.

The Director Corporate and Governance stated that all prospective candidates are invited to a pre-election briefing, at which City Officers provide candidates with information on a range of topics including the Code of Conduct, and behaviours expected of candidates. Elected Members are expected to know this information as they likely will have been sitting on Council for some years.

Post election, the newly Elected Members are required to undertake a course at the direction of the Government as required under the *Local Government Act 1995 (WA)* (the Act), and the *Local Government (Administration) Regulations 1996 (WA)* (the Regulations). These courses comprise of five mandatory units which are required to be completed by new Elected Members within 12 months of them being sworn in.

The City has been advised by the West Australian Local Government Association (WALGA) that the Code of Conduct features prominently within all five units.

2) Is there any training for Councillors on the Code of Conduct and the *Local Government (Administration) Regulations 1996 (WA)* when elected?

Response

The Chief Executive Officer stated that all newly Elected Members are expected to complete mandatory training as required under section 5.126(1) of the Act, and regulation 35 under the Regulations. The course units comprise of 'Council Member Essentials', which covers topics within the Regulations, including:

i) Understanding Local Government

ii) Serving on Council

iii) Meeting Procedures

iv) Conflicts of Interest

v) Understanding Financial Reports and Budgets.

WALGA, which is one of the providers of the 'Council Members Essentials' course has confirmed that all the units cover aspects of the Code of Conduct for Elected Members. In particular, the unit 'Serving on Council' mentions the Code of Conduct 79 times in relation to Governance processes, misuse of information and behaviour. The unit 'Meeting Procedures' contains information on the Code of Conduct and the Regulations as it applies to Elected Members behaviour in the Chambers.

The Chief Executive Officer refers to the comment made by the Director Corporate and Governance that the candidates would not have undertaken these courses, but all Elected Members who are up for re-election would have taken these courses as per the relevant regulations

3) How many reports have been made by Elected Members to the City in regard to overgrown grass on properties in the City of Belmont?

Response

The Mayor noted an increase in verge cutting and mowing on arterial roads entering the City of Belmont, explaining that the City has implemented measures to address this. The recent rainfall has led to additional growth requiring management.

The Director Infrastructure Services stated that he is not aware of the number of reports made by Elected Members on this matter, but the City does receive some. The City does have an unkempt verge mowing program which was started in early 2025.

4) Is there a policy to stop properties having overgrown grass, particularly in relation to front yards of residential properties?

Response

The Chief Executive Officer stated that it would be nice if everyone in the City took pride in where they lived and their street, but this is unfortunately not the case. Verges are Council property, and do not belong to the private property owner, but most property owners would happily maintain the verges adjacent to their property. The Chief Executive Officer took the remainder of Ms Hollands question on notice to determine if this is matter is mentioned in a Verge Policy.

The Director Infrastructure Services stated that this matter is covered under the City of Belmont *Consolidated Local Law 2020 (WA)* in relation to verge treatments and the expectation that the verges are looked after by the community.

5) If there is not a policy that manages with overgrown grass on private properties in the City of Belmont, why can't we make one?

Response

The Mayor stated that unfortunately overgrown grass within private lot boundaries are only covered during periods in relation to the *Bushfire Act 1954 (WA)*, starting around 1 December.

The Chief Executive Officer stated that the *Bushfire Act 1954 (WA)* applies to properties under 2000 square meters who must comply prior to the 30 November – 1 December. Unfortunately, the City cannot make property owners maintain their properties, and would like to think that everyone would take pride in their properties and their adjacent streets and verges. By the time the *Bushfire Act 1954 (WA)* is initiated, Rangers will be enforcing this.

5.2.3 Mr M Cardozo, Redcliffe

1) Does the City acknowledge under the *Freedom of Information Act 1992 (WA)*, and the *State Records Act 2000 (WA)* there is a statutory duty to maintain records of all public meetings, including Agenda Briefing Forums (ABFs) that are accurate, comprehensive and accessible.

Response

Chief Executive Officer stated that yes, the City is aware.

2) The City of Belmont's Information Statement 2025-26 classifies the ABFs, Ordinary Council Meetings (OCMs), and Special Council Meetings (SCMs) as public meetings. Given that definition, how can the City justify issuing an ABF Matrix that omits resident submissions, deputations Councillor questions and Officer responses?

Response

The Chief Executive Officer stated that this question as raised by Mr Cardozo has been responded to by the City numerous times. The City does keep accurate minutes, and do not record meeting minutes verbatim, and a summary of the minutes are made available and published, and adopted by Council at the following Council meeting.

3) The Governance Team has previously stated that the current standard form of the ABF Matrix sufficiently records the matters of an ABF. The City of Belmont's Information Statement 2025-26 adopted under the *Freedom of Information Act 1992 (WA)* classifies the ABFs as public meetings. Given the statutory requirements of the *Freedom of Information Act 1992 (WA)*, and those of the *State Records Act 2000 (WA)*, does the City still consider the ABF Matrix a compliant and credible record of a public meeting?

Response

The Chief Executive Officer stated that this question has been raised by Mr Cardozo and responded to by the City numerous times over the last 6-months with regards to ABFs. It has been made clear through the City's responses that the ABFs are not statutory meetings under the Act, and that the ABF Matrix that is prepared and advertised on the City website are a true, accurate and fair representation of the discussions and the information that occurs within the Chamber at an ABF.

4) If the City does consider the ABF Matrix to be a compliant and credible record of the ABF meetings, on what basis?

Response

The Manager Governance and Legal stated that the City does comply firstly with the General Retention and Disposal Authority under the *State Records Act 2000 (WA)*, and that the City is fully compliant based on the correspondence and communications that the City has received from the State Records Office and the Office of the Information Commissioner about the City's retention, disposal and information keeping.

5) Now that the City's Information Statement 2025-26 has been brought to Councils' attention at the 23 September 2025 OCM, and that Information Statement 2025-26 classifies ABFs as public meetings, will Elected Members acknowledge that under section 2.71 of the Act, that it is Councils' responsibility, not the City Administration's to ensure record keeping of public meetings are complete and accurate?

Response

The Mayor stated that the response to that question is up to the opinion of each independent Councillor.

The Manager Governance and Legal stated that although she is unable to speak on behalf of Council, she could advise that Council is guided by the advice it receives from the range of professionals that are employed by the Chief Executive Officer. The Manager Governance and Legal restated as per her previous response, the City is fully compliant with its obligations under the *State Records Act 2000 (WA)*, the *Freedom of Information Act 1992 (WA)*, and the agencies which administer these including the Office of the Information Commissioner, and the State Records Office itself.

5.2.4 Mr Cardozo on behalf of Belmont East Ward Connect

1) With new Local Government Inspector appointed and the Act's Tranche Two reforms in effect, will the City table or publish the record keeping improvements it intends to recommend to Council?

Response

The Mayor stated that Mr Cardozo has heard multiple times from the Chief Executive Officer and the Manager Governance and Legal that the City is compliant with the relevant legislation.

The Manager Governance and Legal stated that as far as she is aware, the duties of the Local Government Inspector are defined by and confined to matters of the *Local Government Act 1995 (WA).* The remit of the Local Government Inspector will not be to police, monitor or investigate Local Governments' observance of Freedom of Information obligations, or State Records Act obligations. The Manager Governance and Legal further stated that as per her response to two previous questions, to the best of the City's communications with the relevant aforementioned agencies, the City is fully compliant with its obligations.

2) How can residents have confidence in the accuracy of the City's ABF records, when substantial parts of community input, Councillor questions, and Officer responses are excluded from the ABF Matrix?

Response

The Mayor stated that he believes that this question was already raised by Mr Cardozo earlier, but referred the question to the Chief Executive Officer.

The Chief Executive Officer stated that he had nothing further to add to his previous responses, and that the City is fully compliant with its obligations under the relevant legislation.

3) When the public is asked to leave an ABF for confidential matters, is the audio recording paused, as it is during confidential items at OCMs?

Response

The Mayor stated that he believes it is paused.

The Manager Governance and Legal stated that she believes that the audio recording is paused during the confidential section of the ABF meeting. The Director, Corporate and Governance intervened and requested that the question be taken on notice as there appears to be some confusion as to the nature of the question and rather adding to the confusion, the question would be considered and an answer provided to Mr Cardozo later.

4) So if the audio does not capture confidential matters, then confidentiality cannot be the reason that the public cannot access the ABF audio?

Response

The Director Corporate and Governance stated that Mr Cardozo's questions relating to ABF audio recordings would be taken on notice.

5) How can an ABF Matrix which omits community input, Councillor questions, Officer responses and follow-ups be considered accurate or comprehensive?

Response

The Manager Governance and Legal stated that she has nothing further to add to the previous responses provided to Mr Cardozo on this question.

6) When will the Council replace the clearly inadequate ABF Matrix with proper minutes to meet the standards under the *Freedom of Information Act 1992 (WA)*, and the *State Records Act 2000 (WA)*?

Response

The Mayor stated that as previously stated, that the City does meet the standards under the relevant legislation.

5.2.5 Mrs J Gee, Cloverdale

1) Can I have a summary of how much has been spent on Councillor meals in the last 12-months?

Response

The Director Corporate and Governance stated that the question would be taken on notice.

2) How much is the Councillors' Lounge costing us including drinks and snacks over the last 12-months?

Response

The Director Corporate and Governance stated that the question would be taken on notice.

5.2.6 Mr L Rosolin, Belmont

1) Regarding the parking sensors on Epsom Avenue discussed at the 23 September 2025 OCM, is the costs and the additional notifications to Rangers worth the implementation, and if not can Council then remove them if they wish?

Response

The Chief Executive Officer stated that Mr Rosolin's question relating to the installation of parking sensors in Belmont, including on Epsom Avenue, results in revenue related to infringements for overstaying time periods, and is basically cost neutral.

These parking sensors also assist with parking availability at Epsom Avenue, and will soon be assisting with parking in the Springs. Mr Rosolin's point about Ranger resources is irrelevant, as Rangers already patrol and issue infringements; parking sensors support their work by providing data on overstays and reducing the need for manual checks. The sensors allocate Ranger time more effectively.

7:13pm Sessions moved, Harris seconded, that Public Question Time be extended.

Carried unanimously 9 votes to 0

For: Abedin, Davis, Harris, Kulczycki, Marks, Ryan, Rossi, Sekulla and Sessions

Against: Nil

2) In regard to employees and volunteers engaged with the City at multiple locations, what is the checks performed to ensure the safety of children and the community as to the backgrounds of these individuals?

Response

The Mayor stated that he believes that such staff would have to have Working With Children (WWC) checks, but deferred to the Chief Executive Officer for confirmation.

The Chief Executive Officer stated that the Mayor is correct, and that anyone engaged in that type of work by the City has to undergo a WWC check, and that the City also has mandatory reporting if any incidents or issues arise. The Chief Executive Officer took the remainder of Mr Rosolin's question on notice.

7:16pm As there were no further questions, the Presiding Member declared Public Question Time closed.

7:16pm The Manager Safer Communities departed the meeting and did not return.

6 Confirmation of Minutes/receipt of Matrix

6.1 Matrix for the Agenda Briefing Forum held 21 October 2025

Officer Recommendation

Kulczycki moved, Harris seconded

That the Matrix of the Agenda Briefing Forum held on 21 October 2025, as printed and circulated to all Elected Members, be received and noted.

Carried Unanimously 9 votes to 0

For: Abedin, Davis, Harris, Kulczycki, Marks, Rossi, Ryan, Sekulla and Sessions

Against: Nil

6.2 Ordinary Council Meeting held 23 September 2025

Officer Recommendation

Sekulla moved, Sessions seconded

That the Minutes of the Ordinary Council Meeting held on 23 September 2025, as printed and circulated to all Elected Members, be confirmed as a true and accurate record.

Carried Unanimously 9 votes to 0

For: Abedin, Davis, Harris, Kulczycki, Marks, Rossi, Ryan, Sekulla and Sessions

Against: Nil

7 Questions by Members on which due notice has been given (without discussion)

Nil.

8 Questions by members without notice

8.1 Responses to questions taken on notice

Nil.

8.2 Questions by members without notice

Nil.

9 New business of an urgent nature approved by the person presiding or by decision

Nil.

10 Business adjourned from a previous meeting

Nil.

11 Reports of committees

Nil.

12 Reports of administration

Withdrawn Items

Item 12.1 was withdrawn at the request of Cr Sessions
Item 12.3 was withdrawn at the request of Cr Davis
Item 12.4 was withdrawn at the request of Mayor Rossi

Sekulla moved, Davis seconded

That with the exception of Items 12.1, 12.3 and 12.4, which are to be considered separately, the Officer Recommendations for Items 12.2, 12.5 and 12.6 be adopted en bloc by Absolute Majority.

Carried by Absolute Majority 9 votes to 0

For: Abedin, Davis, Harris, Kulczycki, Marks, Rossi, Ryan, Sekulla and Sessions

Against: Nil

12.1 Development Application for 13 Multiple Dwellings - Lot 60 (26) Beverley Road, Cloverdale

Voting Requirement	:	Simple Majority
Subject Index	:	115/001 - Development/ Subdivision/ Strata - Applications and Application Correspondence
Location/Property Index	:	Lot 60 (26) Beverley Road, Cloverdale
Application Index	:	428/2024
Disclosure of any Interest	:	Nil
Previous Items	:	N/A
Applicant	:	Mark Anthony Design
Owner	:	Amid Rachid El Bitar
Responsible Division	:	Development and Communities

Council role

Quasi-Judicial Decision Making	The judicial character arises from the obligation for Council to abide by the principles of natural justice in making a decision on an application, e.g. development applications, building permits, applications for other permits/licences (under *Health Act*, *Dog Act* or Local Laws) and other decisions that may be appealed to the State Administrative Tribunal.

Purpose of report

For Council to consider an application for 13 Multiple Dwellings at Lot 60 (26) Beverley Road, Cloverdale.

Summary and key issues

- The City received an application for 13 Multiple Dwellings (four storeys).
- The subject site is zoned 'Residential' R20/50/100 under Local Planning Scheme No. 15 (LPS 15). Multiple Dwelling is classified as a 'D' use within the 'Residential' zone. This means that the use is not permitted unless the City has exercised discretion by granting development approval.
- The application was advertised to the surrounding property owners and occupiers for comment. During the advertisement period, five submissions were received, four objecting to the application and one in support. The objections raised concerns on the potential amenity impacts (visual privacy,

overshadowing, traffic, odour and noise), concerns with the proposed setbacks and impacts on the adjoining boundary fence.

- The City's Design Review Panel (DRP) was supportive of the proposal and identified landscape, sustainability, amenity and community and aesthetics aspects of the proposal requiring further resolution to enhance the design quality of the proposed development.
- The applicant submitted revised information and plans to address comments raised by the DRP.
- The proposed development aligns with the Element Objectives of the Residential Design Codes (R-Codes), as well as the provisions of LPS 15, and Local Planning Policies. It is recommended that the Council approves the application, subject to the specified conditions.

Officer Recommendation

Sessions moved, Harris seconded

That Council approves planning application 428/2024 as detailed in plans dated 22 August 2025 submitted by Mark Anthony Design on behalf of the owner Amid Rachid El Bitar for the 13 Multiple Dwellings at Lot 60 (No 26) Beverley Road, Cloverdale subject to the following conditions:

1. Development/land use shall be in accordance with the attached approved plans dated 22 August 2025 and subject to any modifications required as a consequence of any conditions of this approval. The endorsed plans shall not be modified or altered without the prior written approval of the City.

Prior to Building Permit

2. Prior to lodging an application for a building permit, a detailed schedule of external materials, finishes and colours to be used in the construction of the development shall be submitted for approval and implemented to the satisfaction of the City.
3. Prior to lodging an application for a building permit, amended plans shall be submitted demonstrating details of all permanent screening to all major openings and balconies to prevent direct overlooking of adjoining properties, in accordance with R-Codes Volume 2, to the satisfaction of the City of Belmont.
4. Prior to lodging an application for a building permit, stormwater disposal plans, details and calculations prepared in accordance with the City's engineering requirements and design guidelines must be submitted for approval and thereafter implemented, constructed and maintained to the satisfaction of the City.

5. Prior to lodging an application for a building permit, the applicant/owner shall submit a Sustainability Strategy Report to the satisfaction of the City. The Sustainability Strategy Report must detail all sustainable initiatives proposed and incorporated into the development's design.

6. Prior to lodging an application for a building permit, a detailed landscaping plan and irrigation plan for the subject site and/or the road verge(s) shall be submitted for approval and implemented to the satisfaction of the City. The plan must include the landscaping of:

   (a) all areas of the property visible from the street;

   (b) communal open spaces; and

   (c) the street verge in compliance with the Consolidated Local Law 2020.

Prior to Commencement of Works

7. Prior to the commencement of any site works, all existing buildings and structures on the lots, including soakwells, leach drains, septic tanks, underground storage tanks, stormwater drainage systems and waste water disposal systems, shall be removed and the land levelled to the satisfaction of the City.

8. Prior to the commencement of site works the applicant shall submit a Construction Management Plan to the City of Belmont that outlines the following measures:

   (a) Public safety and amenity;

   (b) Site plan and security;

   (c) Contact details of essential site personnel, construction period and operating hours;

   (d) Community information, consultation and complaints management procedures;

   (f) Noise, vibration, air and dust management measures implemented during construction;

   (g) Dilapidation reports of structures on nearby properties;

   (f) Traffic, access and parking management that accords with the requirements of AS 1742.3:2019;

   (h) Waste management and materials re-use;

   (i) Earthworks, excavation, land retention/piling methods and associated matters;

   (j) Street tree management and protection; and/or

   (k) Any other matter deemed relevant by the City.

The plan shall thereafter be implemented to the satisfaction of the City of Belmont.

Prior to Occupation

9. Prior to occupation or use of the development, the external face of the boundary walls built on the boundary shall be finished in either:

   (a) face brick;

   (b) painted render; or

   (c) painted brick work

   to the satisfaction of the City.

10. Prior to the occupancy of the development, a lighting plan in accordance with the requirements of the Residential Design Codes shall be submitted for approval in writing and implemented to the satisfaction of the City.

11. Prior to occupation or use of the development, major openings and unenclosed outdoor active habitable spaces, which have a floor level of more than 0.5m above natural ground level and overlook any part of any other residential property behind its street setback line shall be provided with permanent screening to restrict views within the cone of vision from those major openings and/or unenclosed active habitable spaces, in accordance with Element 4.4 of the Residential Design Codes Volume 2, to the satisfaction of the City.

12. Prior to occupation or use of the development, vehicle parking, manoeuvring and circulation areas shall be designed, constructed, sealed, drained, line marked and kerbed in accordance with:

    (a) The approved plan;

    (b) Australian Standard AS/NZS 2890 and AS/NZS 1428;

    (c) Schedule 7 of City of Belmont Local Planning Scheme No. 15; and

    (d) The City's engineering requirements and design guidelines.

    The areas must be sealed in concrete or brick paving in accordance with the City's specifications and thereafter maintained for the life of the development, to the satisfaction of the City.

13. Prior to the occupation of the development, the accessway(s) shall be constructed and drained in accordance with the City's engineering requirements and design guidelines and thereafter maintained to the satisfaction of the City.

14. Prior to occupation or use of the development, the owner/applicant shall, after having submitted, and obtained a written crossover approval, construct a vehicle crossover in accordance with the approved plans and the City's engineering specifications to the satisfaction of the City.

15. Prior to occupation or use of the development, the redundant crossover/s to Lot 60, as shown on the approved plans, shall be removed and the verge and kerb reinstated in accordance with the City's Technical Specifications, to the satisfaction of the City.

16. Prior to occupation or use of the development, landscaping, plants, verge treatment and/or irrigation are to be installed and thereafter maintained in accordance with the approved landscaping and irrigation plan to the satisfaction of the City. Any species which fail to establish within the first two planting seasons following implementation must be replaced in consultation with and to the satisfaction of the City.

17. Prior to occupation or use of the development, an updated Waste Management Plan shall be prepared and submitted to the satisfaction of the City. The updated Waste Management Plan shall provide revised bin numbers and collection frequencies to reflect the following:

    - 10 x (240L) Waste bins collected fortnightly;
    - 4 x (240L) Recycling bins collected fortnightly; and
    - 2 x (240L) FOGO bins collected weekly.

<u>Ongoing Conditions</u>

18. No services, such as air conditioners, fire boosters, meter service boards or water heaters shall be visible from the street.

19. All clothes drying devices and clothes drying areas shall be located and positioned to not be visible from the street or a public place.

20. All fencing visible from the street or an internal access way shall be constructed in:

    (a) brick and visually permeable timber; or

    (b) brick and visually permeable wrought iron; or

    (c) other materials which match the units and which are acceptable to the City.

21. Existing turf, irrigation, verge treatment or street trees located within the verge are City of Belmont assets and as such must not be damaged, removed or interfered with during the course of the development. Existing street trees must be protected in accordance with AS 4970-2009 to the satisfaction of the City.

22. Any lighting installed on the building, yard areas or car parking areas shall operate in accordance with the requirements of Australian Standard AS 4282 - 2019 Control of the Obtrusive Effects of Outdoor Lighting to ensure:

    (a) all illumination is confined within the boundaries of the property; and

(b) there will not be any nuisance caused to adjoining residents or the local area

to the satisfaction of the City.

23. Bin storage areas shall be paved with an impervious material and must not drain to a stormwater drainage system or to the environment.
24. Bin storage areas shall be connected to sewer to the satisfaction of the City.
25. The Waste Management Plan prepared by Mark Anthony Design dated 11 October 2024, as amended by condition 17, shall be implemented at all times, to the satisfaction of the City.
26. The approved Sustainability Strategy Report shall be implemented and maintained for the life of the development.

Carried 6 votes to 3

For: Harris, Kulczycki, Marks, Rossi, Ryan and Sessions

Against: Abedin, Davis and Sekulla

Location

The subject site is located on the south-eastern side of Beverley Road. The site and surrounding properties are zoned 'Residential' and applies a R20/50/100 density code.

The site is currently surrounded by single-storey, Single Houses. Figure 1 below depicts the site's context and location within the immediate locality.



Figure 1: Aerial showing the subject site and immediate surrounding context.

The subject site and broader context around the site are zoned R20/50/100 which allows for other built form typologies such as Grouped Dwelling and Multiple Dwelling. Established Grouped and Multiple Dwelling developments are located further south of the subject site along Beverley Road and Fisher Street.

Figure 2 shows an aerial image of the broader surrounding context highlighting the existing Multiple Dwellings developments around the subject site.



Figure 2: Aerial image showing surrounding context around the subject site.

Consultation

The application was advertised for a period of 14 days (from 13 August 2025 to 27 August 2025) in accordance with the consultation requirements of the *Planning and Development (Local Planning Schemes) Regulations 2015*. The consultation area is illustrated by Figure 3 below.



Figure 3: Consultation Area (red outline) – subject site shaded in purple.

At the conclusion of the advertising period, five submissions were received. One submission was in support of the proposal, and four objecting to the proposal. The submissions raised concerns relating to the following matters:

- Concerns with traffic flow and additional on street parking;
- Concerns with the amount of proposed parking not being enough to cater for the number of dwellings;
- Concerns with the side and rear setback variations;
- Concerns with the proposed four storey height of the development;
- Concerns with the impact on privacy and solar access to adjoining properties;
- Concerns with the bin storage and potential odour issues;
- Concerns with future noise impacts;
- Concerns with impact on the existing dividing fence; and
- Concern with the proposed landscaping provided onsite.

These concerns are further discussed in the 'Officer Comments' section of this report, and addressed in the Schedule of Submissions in Attachment 12.1.1.

Strategic Community Plan implications

In accordance with the 2024–2034 Strategic Community Plan:

Key Performance Area: Place

Outcome: 6. Sustainable population growth with responsible urban planning.

Key Performance Area: Performance

Outcome: 11. A happy, well informed and engaged community.

Policy implications

State Planning Policy 7.0 – Design of the Built Environment

State Planning Policy 7.0 – Design of the Built Environment (SPP 7) seeks to address design quality and built form outcomes in Western Australia (WA). In doing so, it provides a broad framework for design assessment to all levels of the planning framework.

The City's DRP has reviewed and provided comment on the development proposal against the 10 design principles of SPP 7.

Residential Design Codes Volume 2

Volume 2 of the R-Codes is a performance based policy that provides a comprehensive basis for the assessment of Multiple Dwelling developments coded R80 or greater. The document is structured into a series of 'Design Elements' with each relating to a built form consideration.

Each Design Element includes 'Objectives' which form the assessment criteria for any proposed apartment development. In some cases, the Design Element also lists 'Acceptable Outcomes' that are used to guide the formulation and assessment of apartment design in a manner that complies with the Objectives.

This proposal has been assessed against the relevant requirements of the

R-Codes. Further details are provided under the Officer Comments section of this report.

Local Planning Policy No. 1 – Town Centre Density Bonus Requirements

Local Planning Policy No. 1 (LPP 1) outlines criteria against which all residential applications will be assessed that are located within the Town Centre Precinct, where the density proposed exceeds a R50 density.

The provisions of this Policy complement the R-Codes and other Policies to achieve the highest standard of built form and quality of amenity within the Town Centre framework.

The development is proposed at an R80 density therefore this policy applies.

Local Planning Policy No. 13 – Vehicle Access for Residential Development

Local Planning Policy No. 13 (LPP 13) stipulates that where a development comprises 'Multiple Dwellings' on one lot, a maximum of one crossover shall be permitted to provide access to all dwellings.

The application proposes one crossover to Beverley Road and therefore complies with the requirements of this Policy.

Statutory environment

Planning and Development (Local Planning Schemes) Regulations 2015

Schedule 2 Part 9 Clause 67 (2) of the Planning Regulations states the matters to be considered by local government in determining a development application. In summary, the following matters are relevant to this application:

"(a) The aims and provisions of this Scheme and any other local planning scheme operating within the Scheme area;

(b) The requirements of orderly and proper planning including any proposed local planning scheme or amendment to this Scheme that has been advertised under the Planning and Development (Local Planning Schemes) Regulations 2015 or any other proposed planning instrument that the local government is seriously considering adopting or approving;

(c) any approved State planning policy;

(g) any local planning policy for the scheme area;

(m) the compatibility of the development with its setting, including –

(i) the compatibility of the development with the desired future character or its setting;

(ii) the relationship of the development to development on adjoining land or on other land in the locality including, but not limited to, the likely effect of the height, bulk, scale, orientation and appearance of the development;

(n) the amenity of the locality including the following –

(i) environmental impacts of the development;

(ii) the character of the locality;

(iii) social impacts of the development;

(t) The amount of traffic likely to be generated by the development, particularly in relation to the capacity of the road system in the locality and the probable effect on traffic flow and safety;

(y) Any submissions received on the application.

Local Planning Scheme No. 15

The subject site is zoned 'Residential' under LPS 15. Local Planning Scheme No 15 states that the objective of the 'Residential' zone is:

"The purpose of the Residential Zone is to increase the population base of the City of Belmont by permitting a mix of single housing and other housing types to reflect household composition and thereby increase the resident population."

The 'Multiple Dwelling' land use is a 'D' use in the 'Residential' zone, in accordance with Table 1 of the LPS 15. Under Clause 3.3.2 of the LPS 15, a 'D' use means that the use is not permitted unless the City has exercised discretion by granting development approval.

Clause 4.7.3 of LPS 15 sets out development standards, which are to be applied when contemplating the development of land within any of the flexible coded areas above the base coding of R20. These provisions relate to design and built form requirements, such as dwelling orientation, incorporation of solar design principles and vehicle access.

Clause 4.7.6 of LPS 15 requires in addition to compliance with the requirements of 4.7.3, the development must have a high degree of compliance with the criteria contained within the relevant Local Planning Policies.

Deemed Refusal

Under Clause 75 of the deemed provisions of the *Planning and Development (Local Planning Schemes) Regulations 2015*, an application is 'deemed to be refused' if it is not determined within a 90-day period. Once this period elapses, the applicant gains the right to appeal the decision. Importantly, if the applicant decides not to exercise their right to appeal, the City still maintains the ability to issue a subsequent determination on the application.

The deemed refusal date for this application has passed and the applicant already has deemed refusal rights. Since lodging the application, there have been multiple revisions to the proposed development plans to address requests made by the City. The applicant has corresponded with the City after the deemed refusal date, and has elected not to exercise their appeal rights, and instead allow the City to determine the matter.

Right of Review

Is there a right of review? ☒ Yes ☐ No

The applicant/owner may make application for review of a planning approval/planning refusal to the State Administrative Tribunal (SAT) subject to Part 14 of the *Planning and Development Act 2005*. Applications for review must be lodged with SAT within 28 days. Further information can be obtained from the SAT website–www.sat.justice.wa.gov.au.

Background

Lodgement Date:	17 October 2024	**Use Class:**	Multiple Dwelling
Lot Area:	768.9m^2	**TPS Zoning:**	Residential
Estimated Cost of Development:	$3 Million	**MRS:**	Urban

Site Description

The subject site currently has a frontage of 24.13m to Beverley Road, and a site depth of 40.25m. The site currently contains a single storey dwelling which is serviced by a single crossover to Beverley Road.

The properties directly adjoining the subject site currently also contain single storey single houses (Figure 4). There are examples of Grouped Dwellings and Multiple Dwellings within the surrounding area.



Figure 4: Aerial photo of the subject site outlined in red.

Development Proposal

The key aspects of the proposed Multiple Dwelling development are as follows:

- The demolition of the existing Single Dwelling onsite;
- The construction of the proposed 'Multiple Dwelling' development consisting of:
  - 13 apartments across four storeys at the R80 density;
  - 12 resident car parking bays, and four visitor car parking bays;
  - Eight bike parking bays, communal open space, and bin store;
  - Access to the site via a 6m wide crossover via Beverley Road;
  - Dedicated pedestrian access to the site connecting to the existing pedestrian footpath; and
  - Landscaping across the site at ground floor and on structure on levels 1-3.

A copy of the Development Plans is provided at Attachment 12.1.2.

Design Review Panel

The proposal was referred to the City's DRP to review and provide comment in accordance with the 10 principles of design set out by SPP 7.

As reflected in Table 1 below, the DRP adopts a red, orange, green 'traffic light' system to indicate which elements of the design are acceptable (green), requires attention (orange) or required rework (red).

Design Principles	Design Review Panel Score
Context and Character	Attention Required
Landscape Quality	Attention Required
Built form and scale	Acceptable
Functionality and build quality	Acceptable
Sustainability	Attention Required
Amenity	Attention Required
Legibility	Acceptable
Safety	Acceptable
Community	Attention Required
Aesthetics	Attention Required

Table 1: Design Review Panel Scoring

A copy of the DRP Minutes is provided at Attachment 12.1.3.

As demonstrated in Table 1, the DRP scored the proposal 'orange' in six of the Design Principles which was due to the DRP requesting further refinements by the applicant. The DRP's comments along with planning officers' response is detailed in Attachment 12.1.4.

In response to the DRP comments, the applicant provided amended plans and information to address the principles that scored orange. These are addressed below:

Context and Character, and Aesthetics

For the Context and Character and Aesthetics principles, the DRP's comments provided some overlap. The DRP suggested that the applicant consider the design cues in the local context when considering the aesthetics of the building. The key suggestions made by the Panel included:

- Reviewing the singular cladded frame to enhance the central section of the front elevation.
- Adjusting material and colours based on surrounding buildings to reinforce the character of the place.
- Using materials like face brick to the ground floor.
- Reconsidering the use of 'black' at ground floor level to reduce its oppressive nature and enhance the presence of the ground floor unit.

To address these matters the applicant has provided amended plans which include the following design changes:

- The incorporation of additional windows across levels 1 to 3 along the front facade which overlook the street.
- Additional brick element is incorporated at the ground level, and removal of dark colours being replaced with lighter shades across the development.
- Additional front fence and landscaping details, with the proposed materials and colours selected to be compatible with the established character of the surrounding area.

These changes are illustrated in Figure 5 below.



Figure 5: Comparison between original (left) and amended (right) front façade designs.

In addition, a condition is recommended for a detailed schedule of external materials, finishes and colours to be provided prior to lodging for a building permit to the satisfaction of the City.

Considering the above, the changes made by the applicant and a condition requiring a detailed schedule of external materials, finishes and colours are considered to address the DRP's comments. This provides a built form and aesthetic which is compatible with the existing character and context surrounding the site.

Landscape Quality

The DRP recommended the applicant engage a landscape architect to prepare a Concept Landscape Plan, with a particular focus on the communal seating area at the first floor and maximising landscaping across the site.

In response, the applicant engaged a landscape architect who prepared a Concept Landscape Plan to support the application (Attachment 12.1.5). The plan shows that the communal area incorporates planter boxes designed to accommodate a large tree, shrubs and outdoor seating (Figure 6). The DRP supported the overall size of the communal open space and the use of planter boxes, noting they will provide amenity for future occupants.

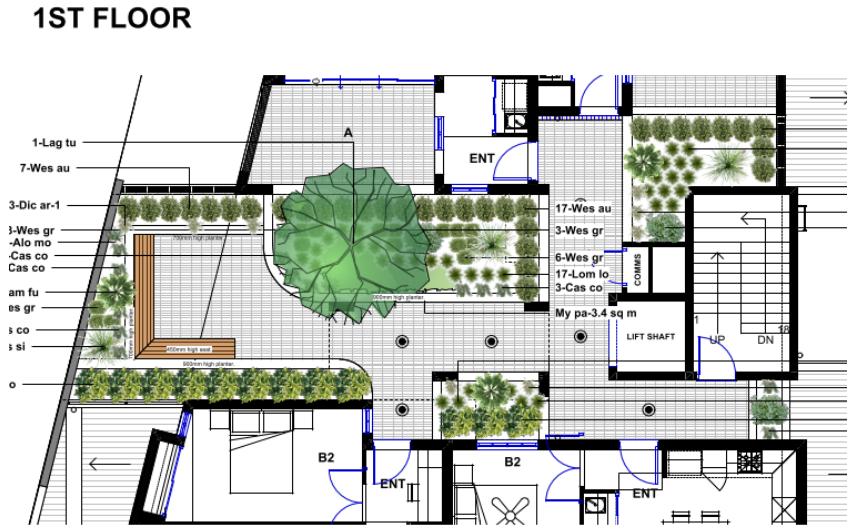

Figure 6: Extract of the proposed landscaping plan showing the communal open space.

In response to the DRP's suggestion to remove a visitor bay for additional landscaping, the applicant retained the bay to maintain compliance with the

R-Codes. To reduce its visual impact, a planter box, front fencing, bench seat, and additional planting have been incorporated (Figure 7). While this differs from the DRP's preferred approach, it aligns with Element 3.9 of the R-Codes.

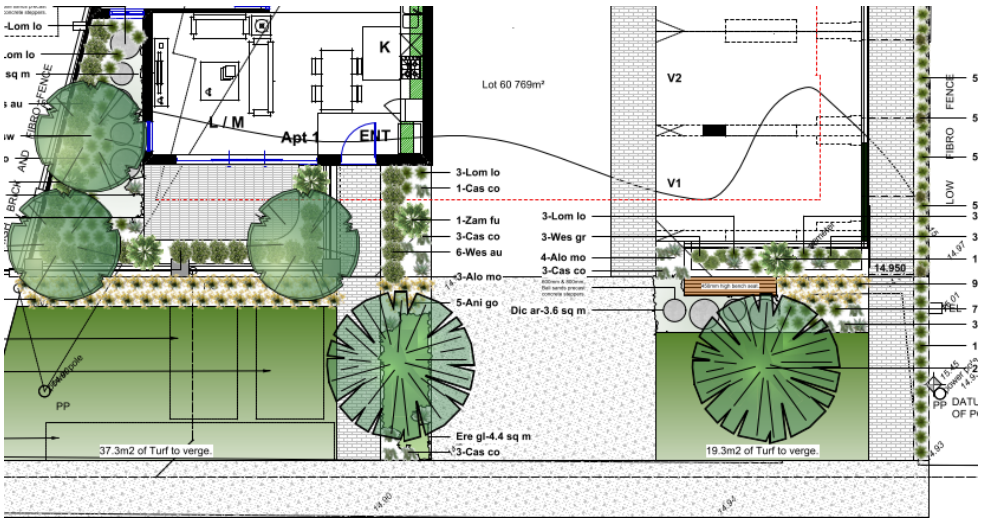

Figure 7: Extract of the proposed landscaping plan showing front setback area.

The proposed landscaping areas have been assessed against the requirements of the R-Codes Volume 2. The proposal complies with the Deep Soil requirements under Element 3.3 and provides approximately 82.5m^2 of deep soil planting in natural ground, and 38.6m^2 of deep soil planting on structure.

A condition is recommended to require the landscape plan be updated to include details of irrigation methods, verge treatments and planting on structures, in accordance with the specifications under Table 4.12 of the R-Codes.

A separate condition is also recommended to require landscaping and irrigation to be installed prior to occupation of the development. With the above conditions being imposed the landscape principle has been adequately addressed.

Sustainability

The DRP recommended that the application be supported by a sustainability strategy to detail the sustainability initiatives proposed within the design.

The following sustainability initiatives have been identified in the amended plans:

- All apartments are cross ventilated, and provide outdoor living area with a northern aspect for solar access;
- Bicycle parking has been provided for residents and visitors at ground level;
- Three Electric Vehicle (EV) charging stations are proposed within the car parking area; and
- A Solar Photovoltaic (PV) system is proposed on the roof.

Although the panel were supportive of the sustainability initiatives proposed, they encouraged the applicant to consider exploring recycled/recyclable materials, and consider future integration of batteries for power storage.

To ensure that initiatives are delivered, a condition is recommended requiring submission of a sustainability report. A separate condition is also recommended for the ongoing implementation of the initiatives.

Amenity

To address the DRP's comments regarding amenity, the applicant has provided the following updated plans and information:

- The amended plans include the dimensions of the balconies. The City has assessed the balcony sizes against the requirements of the R-Codes Volume 2. The proposed balconies are compliant with both area and dimension requirements of the R-Codes; and
- Side windows have been added to Apartments 7 and 11 to increase natural light to Bedroom 2, without compromising visual privacy of the adjoining property.

The City is satisfied that the proposal suitably addresses the amenity matters raised by the DRP.

Community

The DRP requested clarification on whether there is a public art contribution requirement. The DRP also suggested considering moving the seating area at the first floor courtyard to be closer to the side boundary to enhance the privacy for the adjacent apartments.

To address the matters raised by the DRP, the following points are considered:

- The City's Local Planning Policy No. 11 – Public Art Contribution (LPP 11) only applies where a proposed development's value is over $4.5 million. The proposal's estimate cost is $3 million which falls below the threshold. Therefore, Local Planning Policy 11 – Public Art Contribution is not applicable.
- The amended plans included a revised seating area within the communal area. The plans show the communal seating area relocated closer to the side boundary, with increased planting to improve privacy for adjoining units.

The City is satisfied that the proposal suitably addresses the matters raised by the DRP.

When evaluating the DRP's comments, it is important to do so in the context of the statutory planning framework. In this case the proposal has been assessed against the City's LPS 15, the R-Codes Volume 2, and the LPP 1. The City is satisfied that the applicant has considered and addressed the comments made by the DRP. Where appropriate, conditions are recommended to ensure landscaping and sustainability measures are delivered onsite.

Report

The key planning considerations relating to the application are discussed below:

R-Codes Volume 2

It is necessary to consider that the R-Codes is a performance-based document that provides multiple pathways to meet its 'Element Objectives'.

In most instances, the default way of meeting the Element Objectives is achieved by meeting the Acceptable Outcomes. Alternatively, the R-Codes acknowledges that there are circumstances where the site conditions, streetscape and design approach mean that the Acceptable Outcome is not an appropriate measure, and alternative design solutions can be applied to meet the Element Objectives.

The key considerations of the planning framework are outlined below.

Side and Rear Setbacks

The Acceptable Outcomes specify a minimum side setback of 3 metres and rear setback of 6 metres. The application proposes variable side setbacks of 2.1-2.4 metres to the side boundaries and 5.8 metres to the rear boundary.

These departures from the Acceptable Outcomes were advertised to the adjoining properties and submissions were received expressing concerns about potential loss of privacy due to reduced setbacks.

The extent of the side and rear setback variation is shown in Figure 8 below highlighted in red.

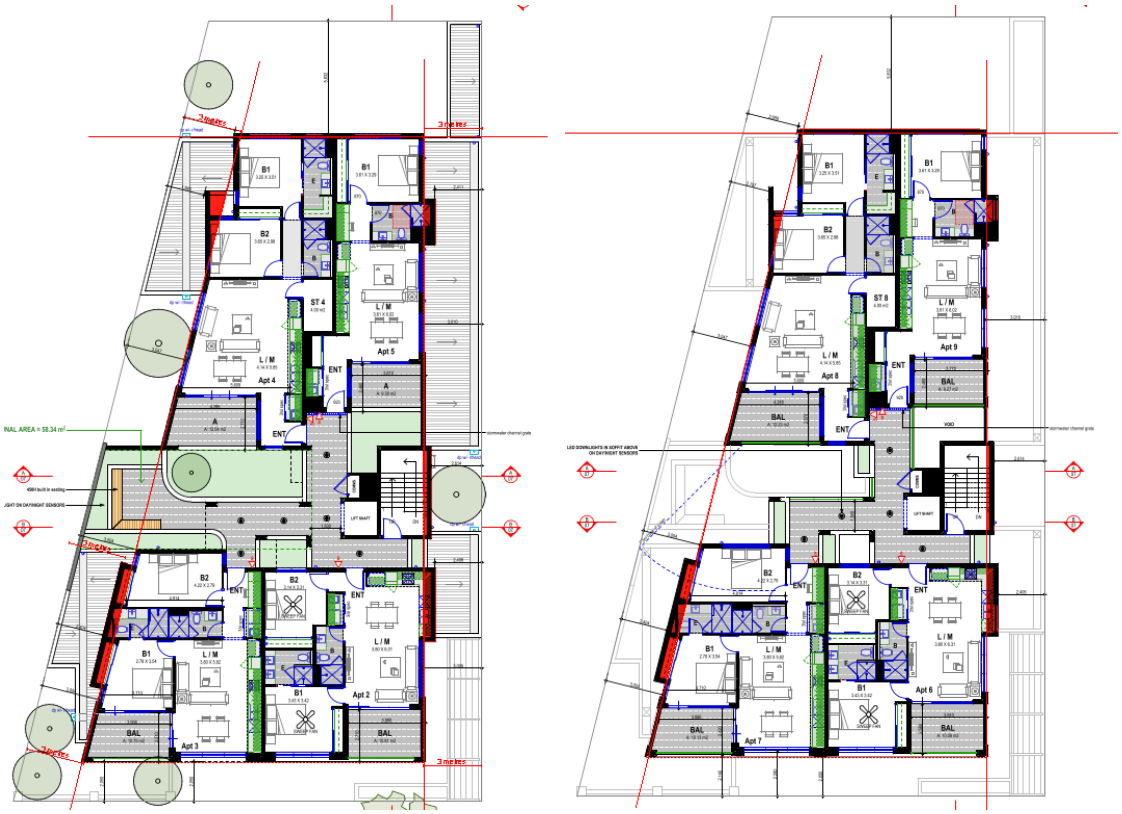

Figure 8: Extract of the 1st Floor Plan (left), 2nd/3rd Floors (right) showing the variations in red.

The proposed variations have been assessed against the Element Objectives of the R-Codes Volume 2 in the Table 2 below:

Element 2.4 - Objective	**Officer Comment**
O2.4.1 Building boundary setbacks provide for adequate separation between neighbouring properties.	The portions of wall that encroach into the side setback areas are minor and limited to small sections of the building, with the majority of the facades maintaining compliant setbacks (refer to Figure 8 above). The areas of building that encroach into the setback do not give rise to any overlooking concerns due to the combination of screening or use of high sill windows where required. The proposal has been assessed against R-Codes Volume 2, Element 3.5 – Visual Privacy and is compliant subject to a condition. Details of the assessment of visual privacy are provided separately in this OCM Report under the heading Visual Privacy. The proposal has been assessed against the LPP 1 which requires that no more than 50% of an adjoining site area be overshadowed at midday on 21 June. The proposed development provides compliant shadow projections over the adjoining properties: • 24 Beverley Road –36.17% of the total site area • 206 Fisher Street – 0.8% of the total site area. In accordance with Element 4.1 – Solar and Daylight Access and Element 4.2 – Natural Ventilation, the proposed setbacks provide separation to ensure compliant solar access and ventilation are achieved. The design incorporates articulation, window openings, and variation in materials along the side boundaries. These elements help to break up the building massing and reduce the perceived bulk of the development when viewed from neighbouring properties.
O2.4.2 Building boundary setbacks are consistent with the existing streetscape pattern or the desired streetscape character.	The existing Beverley Road streetscape is currently in transition with a mix of older single houses and newer multiple dwelling developments emerging in the Town Centre Precinct area. As the site is located within the Town Centre Precinct area, the site and residential blocks that surround the Belmont Forum are provided with R20/50/100 zoning. Given this flexible zoning arrangement the streetscape is expected to accommodate high density residential development. As shown in Figure 9, this transition is already occurring, with multiple dwelling and grouped dwelling developments established above the base coding by utilising the opportunities provided by the flexible zoning.

Element 2.4 - Objective	Officer Comment
	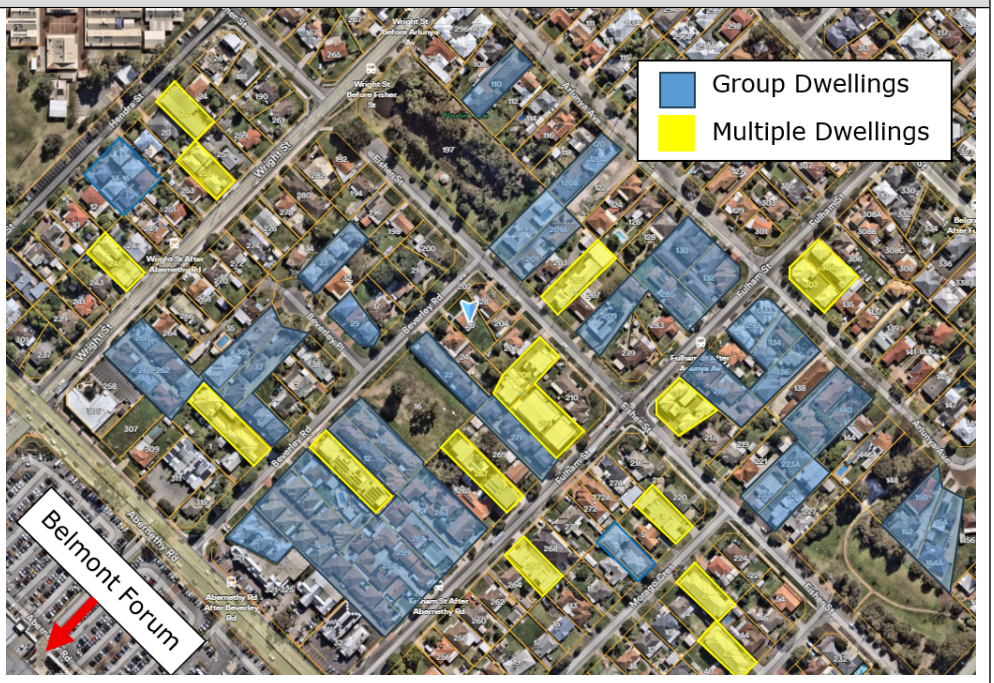 Figure 9: Image showing the built form transition surrounding the site. Therefore, the proposed building setbacks are consistent with the desired character of the area as envisaged through the local planning framework.
O2.4.3 The setback of development from side and rear boundaries enables retention of existing trees and provision of deep soil areas that reinforce the landscape character of the area, support tree canopy and assist with stormwater management.	The subject site does not contain trees suitable for retention. Despite this, the proposed driveway and crossover are located to ensure retention of the existing street tree. Furthermore, the proposal includes an additional verge tree to further enhance the landscape character of the area. Regarding the setback areas, the building is configured to provide landscaping areas along the side boundaries to support tree planting. As demonstrated in the Concept Landscape Plan (Figure 10), the setback areas can accommodate small trees and a variety of shrub and groundcover species which will soften the appearance of built form and enhance residential amenity in common areas.

Element 2.4 - Objective	Officer Comment
	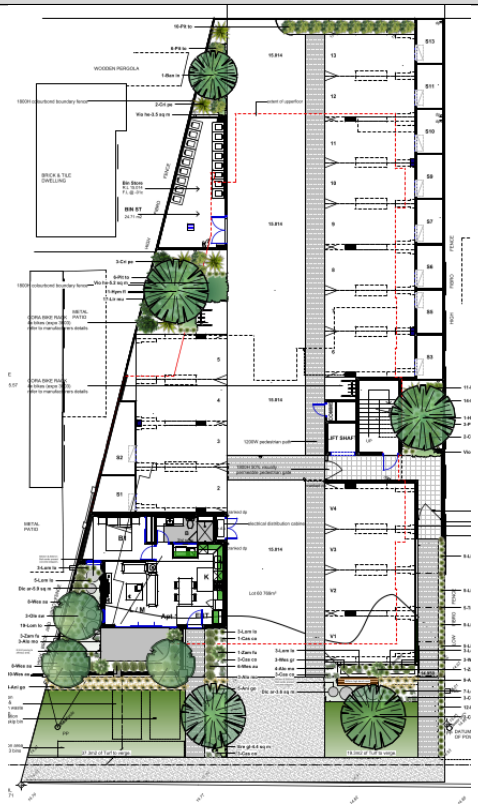 Figure 10: Extract of the Concept Landscape Plan. The landscaping has been assessed against Element 3.3 – Tree Canopy and Deep Soil Areas of the R-Codes Volume 2, with the development providing compliant deep soil areas across the site. This ensures sufficient space for planting that supports tree canopy growth and allows infiltration of stormwater. A condition is recommended to be included to require the provision of detailed landscaping plan.
O2.4.4 The setback of development from side and rear boundaries provides a transition between sites with different land uses or intensity of development.	While the adjoining properties are currently developed with single-storey dwellings, these lots are zoned Residential R20/50/100. This density zoning supports redevelopment at a density and scale consistent with the proposed development. The proposal's design, articulation, and setbacks, provides a suitable interface with the existing lower-scale dwellings. The development also provides an appropriate transition in built form that responds both to the established context and to the future potential redevelopment of adjoining sites.

Table 2: Side and Rear Setback Assessment against Element Objectives

Considering the above, the proposed side and rear setback variations satisfy the relevant Element Objectives, and will not result in unreasonable impacts on the amenity of adjoining properties.

Communal Open Space

The Acceptable Outcome under Element 3.4 specifies a minimum of 78m² of communal open space for a multiple dwelling development of this scale. The application proposes 58.3m², resulting in a shortfall of 19.7m².

This variation has been assessed against the associated Element Objectives, as outlined in Table 3 below:

Element 3.4 - Objective	**Officer Comment**
O3.4.1 Provision of quality communal open space that enhances resident amenity and provides opportunities for landscaping, tree retention and deep soil areas.	The proposal provides communal open space on the first floor. This area includes a seating space for use by the future occupants for passive recreation. While this area is screened to maintain privacy of the adjoining property, it is not covered by a roof and as such, the area has direct solar access, which improves the amenity of the area. In response to the DRP comments, the applicant engaged a landscape architect who prepared a Concept Landscape Plan. This landscape plan includes details of the proposed planting around the communal open space which incorporates a variety of species that soften the built form and enhances the amenity for occupants using this space. The proposed planter boxes are designed to accommodate deep soil planting. The planters provide sufficient soil depth to support a small tree, shrubs and groundcover. Figure 11 shows an extract of the Concept Landscape Plan showing the proposed planting around the communal open space. 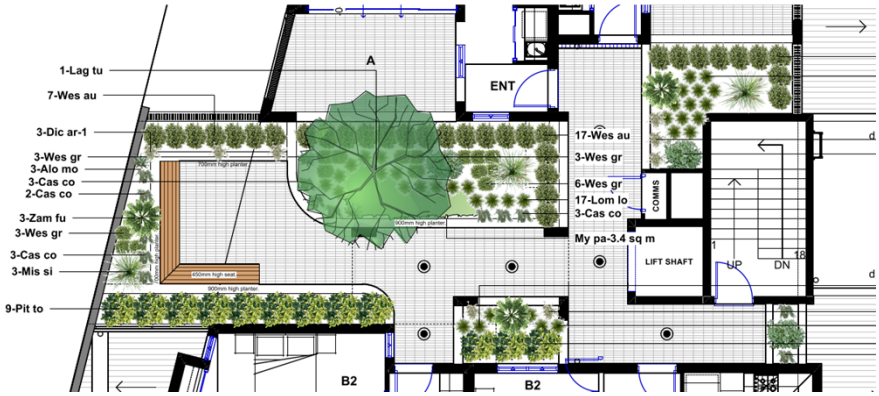 Figure 11: Extract of the Concept Landscape Plan showing communal open space.
O3.4.2 Communal open space is safe, universally accessible and provides a high level of amenity for residents.	The communal open space is accessible via a lift and comprises of 1.5 metres wide circulation areas to ensure the space is universally accessible. In terms of amenity, the DRP were supportive of the use of lighting, passive surveillance opportunities provided throughout the development and the entrance to dwellings from the common area. As outlined under the officer comments that address O3.4.1 above, the incorporation of landscaping has been used to provide a high level of amenity for residents.

Element 3.4 - Objective	Officer Comment
O3.4.3 Communal open space is designed and oriented to minimise impacts on the habitable rooms and private open space within the site and of neighbouring properties.	The communal open space has been designed and oriented to minimise impacts on the habitable rooms and private open space of the adjoining properties and Units 2, 3 and 4. This is achieved with the incorporation of 900mm high planter boxes with a depth of 3m along the periphery of the communal open space which provides separation and privacy between these two areas. Window openings that face circulation or communal spaces are treated with high sill windows or obscure glazing which provides natural light and ventilation while maintaining privacy for the residents. In response to DRP feedback, the applicant relocated the outdoor seating within the communal open space to further increase the separation from the adjoining alfresco area of Unit 4. The communal open space includes screening with a minimum height of 1.6 metres that prevents direct overlooking into neighbouring properties.

Table 3: Communal Open Spaces Assessment against Element Objectives

Considering the above, the proposed communal open space is considered acceptable as the development's design achieves the relevant Element Objectives under the R-Codes.

Public Domain Interface

The Acceptable Outcomes specify a minimum 2 metres front setback for the visitor bay. The application proposes a visitor bay with a 1.3 metres front setback, representing a shortfall of 0.7 metres. The proposed variation has been assessed against the Element Objectives in Table 4 below:

Element 3.6 - Objective	Officer Comment
O3.6.1 The transition between the private and public domain enhances the privacy and safety of residents.	The proposal incorporates front fencing and landscaping to provide an appropriate transition between the public and private realms. The landscaping and fencing separate the private areas from the public view while maintaining passive surveillance to the street. A separate pedestrian entrance is provided for Unit 1 on the ground floor, in addition to a common pedestrian access along the south-west side boundary. Both pedestrian entrances are clearly separated from vehicle access. The driveway is designed with adequate sightlines at the site entrance. The combination of front fencing, landscaping, and separate pedestrian access maintains resident privacy while providing opportunity for surveillance of the street.

O3.6.2 Street facing development and landscape design retains and enhances the amenity and safety of the adjoining public domain, including the provision of shade.	As noted in the DRP section of this report, the proposal is supported by a Concept Landscape Plan, which includes landscaping within the front setback area. Features include a planter box, front fencing, a bench seat, and a mix of shrubs, trees, and ground cover, as illustrated in Figure 12 below. 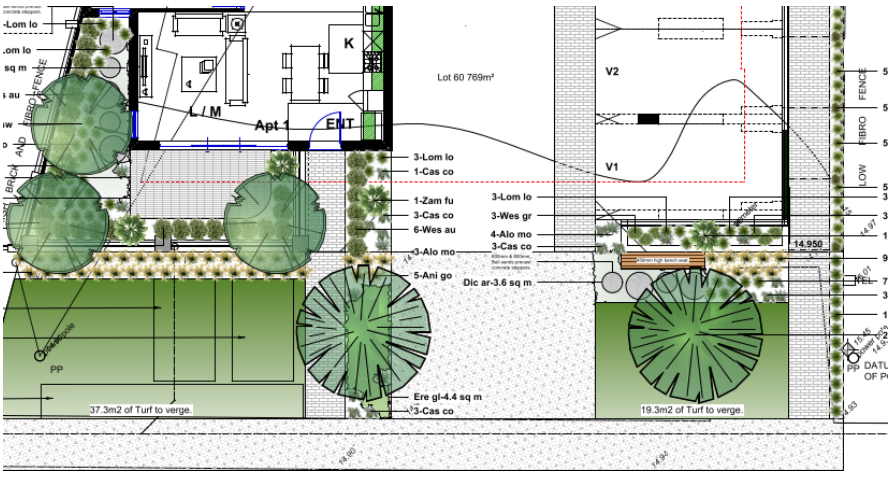 Figure 12: Extract of the proposed landscaping plan showing front setback area. The development retains the existing street tree, proposes an additional street tree, and introduces three small trees within the front setback. This proposed planting is considered to enhance the streetscape by contributing to the amenity with the diverse planting and structures that interface with the street.

Table 4: Public Domain Interface Assessment against Element Objectives

For the reasons outlined above, the public domain interface proposed is considered to meet the Element Objectives and is supported.

Visual Privacy

The proposal has been assessed against Element 3.5 of the R-Codes Volume 2. The Acceptable Outcomes specify minimum setbacks of 4.5 metres from bedrooms, 6 metres from habitable rooms and 7.5 metres from balconies to adjoining sites coded R50 or lower. The adjoining properties are zoned Residential R20/50/100, and currently developed at R20 and R30 densities.

During the advertising of the application, concerns were raised in submissions regarding the overlooking from the development.

The windows, balconies, circulation spaces and communal open spaces proposed across the development meet the minimum setbacks specified in the Acceptable Outcomes or are provided with screening shown on the plans to prevent direct overlooking of adjoining properties.

The following screening elements have been included throughout the design:

- 1.6m high sill windows;
- Frosted glazing for windows with a sill height below 1.6m;
- Vertical screening panels; and
- Planter boxes.

Although the majority of major openings are provided with appropriate screening, some windows have been identified which require further screening detail to prevent direct overlooking of adjoining properties.

It is recommended that a condition be imposed requiring the applicant to submit updated plans demonstrating that all windows and balconies are provided with setbacks or screening in accordance with the R-Codes Volume 2, to the satisfaction of the City.

Given the above, the City is satisfied with how the proposal has addressed Visual Privacy, subject to a condition for the applicant to provide details of the proposed screening which prevent direct overlooking of neighbouring properties.

Car Parking

In accordance with the Acceptable Outcomes of Element 3.9 of the R-Codes Volume 2, the car parking requirements for the proposal are outlined in Table 5 below.

PARKING REQUIREMENTS	**PROPOSED PARKING**
CAR PARKING (Location A)	
<u>Residents</u>	Resident bays – **12 Bays**
0.75 bays per dwelling (1-bedroom dwellings) – 4 dwellings = **3 bays**	
1 bay per dwelling (2-bedroom dwelling) – 9 dwellings = ***9 bays***	
= 12 resident bays.	
<u>*Visitors*</u>	Visitors – **4 bays**
1 bay per four dwellings up to 12 dwellings, and 1 bay per 8 dwellings for the 13th dwelling and above.	
= 4 visitor bays.	
Total	**Complies**
12 resident bays	
4 visitor bays	

Table 5: Car Parking Requirements

During the advertising of the application, submissions were received raising concerns regarding the adequacy of car parking provision.

As shown in Table 5 above, the development requires a total of 12 resident and four visitor car parking bays. The proposal provides 12 resident and four visitor car parking bays, which complies with the requirements of the R-Codes Volume 2.

In addition to the car parking proposed onsite, the following is noted:

- The subject site is located approximately 220m from bus stops that are serviced by the 37, 39, 270, 284, 285 and 293 bus routes located on Abernethy Road. As buses servicing these stops arrive every 15 minutes within peak hours, the subject site is considered to be within a Location A high frequency public transport catchment.
- The site is located approximately 350 metres from the Belmont Forum, and is provided with an established pedestrian footpath linking the sites. Beverley Road is equidistant between the traffic lights at the Wright Street/Abernethy Road and Fulham/Abernethy Road intersections for pedestrians to safely cross Abernethy Road.
- The proposed development provides four resident and visitor bicycle parking bays which complies with the requirements of the R-Codes Volume 2.

On this basis, the proposal is considered to provide car parking in accordance with the statutory requirements.

Traffic

Submissions received during the advertising period raised concerns regarding the potential impact of the development on local traffic flow. The applicant has provided a Transport Impact Statement (TIS) prepared by Urbii (refer Attachment 12.1.6). The following points are noted:

- Beverley Road is a 7 metre wide, two-lane Access Road (50km/h) with a footpath on the south-eastern side. It is classified as an Access Road under the Main Roads WA (MRWA) road hierarchy, which typically carries less than 3,000 vehicles per day. According to the City's most recent traffic counts from April 2025, an average of 553 vehicle movement occurs along Beverely Road per day.
- The proposed development is estimated to generate 65 vehicle trips per day, with approximately seven vehicle trips occurring during the AM and PM peak hours respectively.
- According to WA Planning Commission (WAPC) Transport Impact Assessment Guidelines, developments that generate less than 10 vehicle trips per hour are considered to be minor and are not expected to adversely impact the surrounding road network.

- There is adequate capacity along Beverley Road and in the surrounding road network to cater for the traffic generated by the proposed development.

Given the above, and consistent with the findings of the TIS, it is considered that the level of traffic associated with the proposed development can be accommodated within the locality without significant impact on traffic flow or road safety.

Waste Management

During the advertising period, a submission was received raising concerns regarding the proposed bin locations and potential odour impacts on neighbouring properties.

In response, the applicant submitted a Waste Management Plan (WMP) (Attachment 12.1.7). The City has calculated the required bins in accordance with the City's waste generation rates. The required bins will be provided as follows:

- 10 x (240L) Waste bins collected fortnightly;
- 4 x (240L) Recycling bins collected fortnightly; and
- 2 x (240L) FOGO bins collected weekly.

As the applicants WMP is required to be updated to reflect the above number of bins and collection frequencies. A condition is recommended for the applicant to submit an updated WMP, and a separate condition for the implementation of the approved WMP.

The bin store is roofed, enclosed, and designed with adequate space for all bins under the three-bin system, effectively containing any odours. All bins will be routinely emptied according to standard collection schedules, and the bin store will be connected to sewer for cleaning, ensuring that no accumulation of waste or odour can occur.

The City's Waste Management Services have reviewed the proposal and are satisfied with the WMP management measures, and the bin store can accommodate the required number of bins. Given these measures, the likelihood of odour affecting neighbouring properties is minimal.

It is recommended that conditions be included requiring the implementation of the Waste Management Plan and connection of the bin store to sewer.

Financial implications

There are no financial implications evident at this time.

Environmental implications

There are no environmental implications associated with this report.

Social implications

There are no social implications associated with this report.

Conclusion

The proposed 13 Multiple Dwellings development is consistent with the objectives of the local and state planning framework and meets the relevant planning requirements. It is considered the proposal is of an acceptable design and landscaping quality, as intended for medium density development within the locality.

Having regard to the design of the development, the zoning of the area under LPS 15 as well as achieving the R-Codes Element Objectives, it is recommended the proposal be approved subject to conditions.

7:35pm The Acting Manager Planning Services departed the meeting and did not return.

Attachment details

Attachment No and title
1. Attachment 1 - Schedule of Submissions [**12.1.1** - 6 pages]
2. Attachment 2 - Development Plans [**12.1.2** - 13 pages]
3. Attachment 3 - DRP Minutes [**12.1.3** - 5 pages]
4. Attachment 4 - Design Review Panel Response [**12.1.4** - 4 pages]
5. Attachment 5 - Landscape Plan [**12.1.5** - 2 pages]
6. Attachment 6 - Transport Impact Statement [**12.1.6** - 33 pages]
7. Attachment 7 - Waste Management Plan [**12.1.7** - 7 pages]

Schedule of Submissions – 26 Beverley Road, Coverdale

No.	Name and address	Summary of Public Submission	Officer comment
1.	Department of Housing and Works	**Support** 1a - The Department of Housing and Works (DHW) is broadly supportive of multiple dwelling developments in this context which will assist in achieving the state's housing delivery objectives. 1b - DHW has no objection to the proposed side and rear setbacks, subject to good design outcomes being achieved in accordance with the SPP 7.0 principles. We trust that the City of Belmont will conduct a thorough assessment of the proposal to ensure that, if approved, a positive design outcome will be achieved.	1a – Noted 1b – The proposed side and rear setbacks have been assessed against the Element Objectives under clause 2.4 of the R-Codes Volume 2. This has been addressed within the Council Report under the heading Side and Rear Setback.
2.	Owner - 24 Beverley Rd, Cloverdale	**Objection** 2a – All windows overlooking my property must be obscure glass to a height of 1600mm AFFC as per City of Belmonts Planning Policy. 2b – Side setbacks should be 3m setback not 2.4m from boundary. I object to this. 2c – Communal open space does not comply and must be 78m^2 as per planning Policy's. 2d – Any zero lot walls or parapet walls abutting my boundary must be painted and rendered in a colour of my choice to complement my site. 2e – I do not believe these items should be changed from the Planning Policy at all. I also believe that there is not enough	2a – The proposal has been assessed against the R-Codes Volume 2, Element 3.5 Visual Privacy. All major openings to habitable rooms and outdoor living area (balconies) are provided with compliant cone of visions or with appropriate screening to prevent direct overlooking of adjoining properties. Refer to the Council Report under the heading Visual Privacy. 2b - The proposed side and rear setback include variations to the Acceptable Outcomes under the R-Codes Volume 2, Element 2.4. Where variations are proposed the development is assessed against the associated Element Objectives. The variations have been addressed within the Council Report under the heading Side and Rear Setback.

1

No.	Name and address	Summary of Public Submission	Officer comment
		visitor bays for 13x units and this is going to cause major traffic issues on the street as people will be parking on the street and causing issues. 2f – I would like to note that this development must comply with City of Belmont Planning Policys and current R-Codes A I will be Checking this if the development goes forward.	2c – The proposed communal area include variations to the Acceptable Outcomes under the R-Codes Volume 2, Element 3.5. Where variations are proposed the development is assessed against the associated Element Objectives. The variations have been addressed within the Council Report under the heading Visual Privacy. 2d – If the development application is approved standard conditions and advice notes requiring the boundary wall to be finished in face brick, painted render, or painted brick work. An advise note is also included to encourage the land owner to liaise with the adjoining property owners to ascertain a finish that satisfies both parties. 2e – The application is proposing variations to the Acceptable Solutions. Where variations are proposed the development is assessed against the Element Objectives. In this case the proposed carparking has been assessed against the Acceptable Outcomes of Element 3.9 Car and Bicycle Parking. The proposal provides compliant resident and visitor car parking in accordance with the Acceptable Outcomes of the R-Codes. 2f - The application is proposing variations to the Acceptable Solutions. Where variations are proposed the development is assessed against the Element Objectives.
3.	Owner/Occupier No Address Provided	**Objection** 3a – The proposed development height of 4 stories is of concern. The other developments in immediate proximity are 3 levels max. 3 levels is fine and consistent with the other developments.	3a – The proposal has been assessed against Element 2.2 Building Height of the R-Codes Volume 2. The proposal is developed at R80 which permits for 4 (four) stories.

No.	Name and address	Summary of Public Submission	Officer comment
		3b – 4 levels is too high. 4 levels will block morning sun. 3c – 4 levels will invade privacy the occupants will be able to see into my private space. 3d – 4 levels provides a noise concern and the additional noise will impact us. 3e – 26 Beverley Rd is a rather small block with only 12 car park space for 13 units which will cause cars to park on the street blocking up the street. 3f – I object to the four level development and variations of the R-code scheme variations. 3g – a three level development with at least one carpark per unit is more appropriate.	3b – The proposal has been assessed against the Element 3.2 Orientation. The proposal complies with the maximum overshadowing permitted under the Acceptable Outcome of the R-Codes. 3c - The proposal has been assessed against the R-Codes Volume 2, Element 3.5 Visual Privacy. All major openings to habitable rooms and outdoor living area (balconies) are provided with compliant cone of visions or with appropriate screening to prevent direct overlooking of adjoining properties. Refer to the Council Report under the heading Visual Privacy. 3d – All residential properties are subject to the Environmental Protection (Noise) Regulations 1997. These regulations set enforceable noise limits to protect the amenity of residents. Any noise emitted from an apartment building must comply with these prescribed limits, and the City's Environmental Health Officers can investigate complaints and take enforcement action where breaches occur. 3e - The proposed carparking has been assessed against the requirements of Element 3.9. The proposal provides compliant resident and visitor car parking in accordance with the R-Codes. 3f – Noted 3g – Refer to points 3a and 3e
4.	Owner - 28 Beverley Rd, Cloverdale	**Objection** 4a – There shouldn't be any variations to the R-Codes/Scheme. The buildings should comply, its just greed	4a - The application is proposing variations to the Acceptable Outcomes. Where variations are proposed to the Acceptable

No.	Name and address	Summary of Public Submission	Officer comment
		trying to fit in more properties. If they don't comply, design something that does comply. 4b – Proposed bin area is less than 3m from the dining area of the house, the sliding door exiting to back yard. The state of the bins, and small from them means the back door wont be able to be kept open. See attached photo of bins from another apartment in the area. There too much rubbish, not enough bins, they cant be closed, the stench will be terrible. Move it to the back of the property. 4c – Noise from the communal area on the first floor as its against the fence line, and outside a bedroom. 4d – Noise from the car parks numbered 2, 3, 4, 5 as its outside a bedroom. 4e – Windows on the side of the building facing 28 Beverley Rd – worried about people being able to see into the property. 4f – Environmental concern and health concerns as the fibro fence has asbestos capping on it. Concerned for the tenants who live at 28 Beverley Rd, as if the fence is disturbed in any way, they wont be protected from asbestos fibres. 4g – Placement of trees near boundary fence. Don't feel they should be placed there as it will create extra work that tenants will be required to maintain. 4h – The walkways are all open and are concerned for the tenants privacy.	Outcomes, the variations area assessed against the Element Objectives. All variations have been considered within the Council Report under the relevant headings. 4b – The proposed bin store is enclosed and provided with a roof. The building caretakers will be responsible for the maintenance of the bins and bin store. The provided Waste Management Plan has been reviewed by the City's Coordinator Waste Management who has supportive of the plan and proposed bin store arrangement. 4c – Refer to point 3d. 4d – Refer to point 3d. The Noise Regulations also covers noise generated by vehicles not on public roads. 4e – Refer to point 3c. 4f – Any proposed changes to the existing dividing fences will be between the two land owners to agree on if the fence is to be replaced. Removal and replacement of the fence would be subject to Worksafe Practices & Health (Asbestos) Regulations 1992 and the Dividing Fences Act 1961. 4g – The Concept Landscape Plan has been reviewed by Parks Services who has recommended a Condition for a Landscape Plan and Irrigation Plan be provided should the development be approved. The future Landscape Plan will be reviewed and the selected plant species and planting areas checked to ensure suitability. 4h – Refer to point 3c.

No.	Name and address	Summary of Public Submission	Officer comment
		4i – Concerned about parking in the street. We understand there is no parking down both sides of Beverley Rd from Abernerthy Rd to Beverley Place. What plans do Council have in place to deal with parking issues in the street after this and the other development in the street are finished.	4i – On-street parking restrictions do not form part of this development application. Parking management on Beverley Road, including any restrictions on parking along both sides of the street, is a matter considered separately by the City's Infrastructure Services team.
5.	Occupier - 28 Beverley Rd, Cloverdale	**Objection** 5a – Bin area should be moved to rear of property. The smell from the bins outside my dining room/kitchen will be horrendous. 5b – All aspects of the building should comply with the regulations, that's what they are for. 5c – Parking is non-existent in the Street and most residence have more than 1 vehicle currently. Its almost impossible to drive down Fisher St on the weekend, due to the number of units on Fisher St. 5d – The communal area will be a party zone every weekend right outside my bedroom. Will there be a curfew? 5e – Noise from the cars parking will echo together with exhaust fumes with possible health related issues occurring. 5f – Building will move or disrupt the fence that has an asbestos capping making fibres airborne. 5g – walkways are open & directly look into the back area and windows.	5a – Refer to point 4b. 5b – Refer to point 4a. 5c – Refer to 2e and 4i. 5d – Refer to point 3d. 5e – Refer to point 3d. Vehicle emissions are regulated separately under environmental and health legislation and are not matters addressed through the planning approval process. 5f – Refer to point 4f. 5g – Refer to point 3c. 5h – Refer to point 4g.

No.	Name and address	Summary of Public Submission	Officer comment
		5h – Trees near the boundary will create additional requirements on my side of the fence and may effect the structural integrity of the fence.	









City of Belmont
AMENDED PLANS
RECEIVED 22/08/2025
Application No: 428/2024

Client	Site Address		
Bitat	Proposed Multiple Dwellings 26 Beverley Road, Cloverdale	mark anthony design	P: 9228 7577 M: 0411 105 039 E: info@markanthonydesign.com.au A: 9/18 Brisbane Street (cnr Bulwer) Perth WA 6000 www.markanthonydesign.com.au

mark anthony design









City of Belmont
AMENDED PLANS
RECEIVED 22/08/2025
Application No: 428/2024

Client
Bitat

Site Address
Proposed Multiple Dwellings
26 Beverley Road, Cloverdale

mark anthony design
P: 9228 7577 M: 0411 105 039
E: info@markanthonydesign.com.au
A: 9/18 Brisbane Street (cnr Bulwer) Perth WA 6000
www.markanthonydesign.com.au

mark anthony design

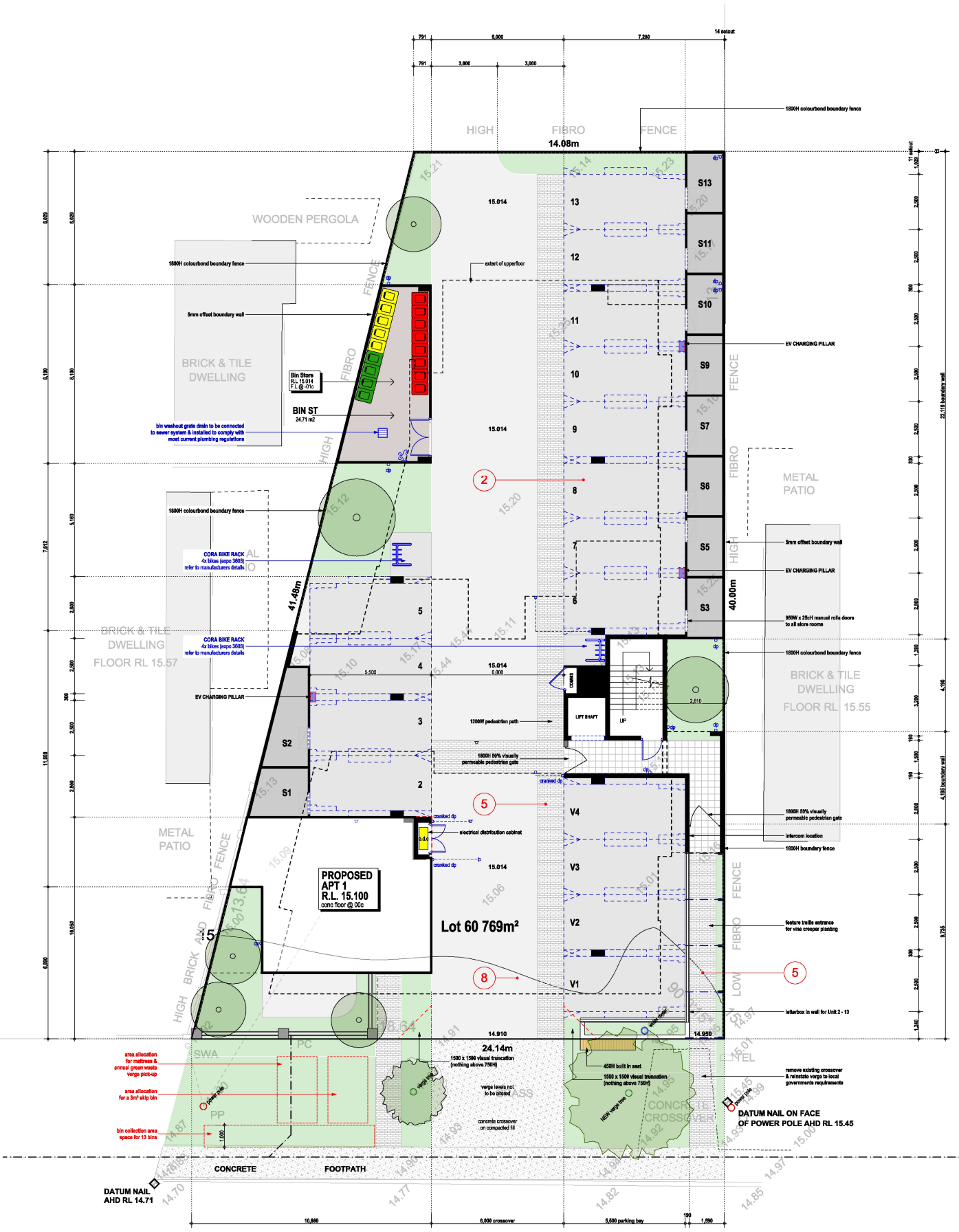

City of Belmont
AMENDED PLANS
RECEIVED 22/08/2025
Application No: 428/2024

On-Site Parking

Location	A
Vehicle Parking - Residential	13
Vehicle Parking - Visitors	3
Motorbike Parking	0
Total	16
Bicycle Parking - Residential	3
Bicycle Parking - Visitors	1
Total	4

Site Plan

scale:1:100

© copyright

Client
Bitat
Site Address
Proposed Multiple Dwellings
26 Beverley Road, Cloverdale

mark anthony design
P: 9328 7577 M: 0411 105 009
E: info@markanthonydesign.com.au
A: 9/16 Brisbane Street (cnr Bulwer) Perth WA 6000
www.markanthonydesign.com.au

CONFIRM ALL DIMENSIONS ON SITE PRIOR TO THE COMMENCEMENT OF ANY WORK. TAKE WRITTEN DIMENSIONS IN PREFERENCE TO SCALE. SHOULD ANY DISCREPANCIES OCCUR, NOTIFY THE DESIGNER IMMEDIATELY. REFER TO DRAWINGS DENOMINATED FOR ALL STRUCTURAL REQUIREMENTS.

checked	drawn
MA	m.stav
scale	date
1:100 (A1)	20.08.2025
issued for	
Planning Approval	

JOB No. 2677
SHEET No. 01 of 11

REV No.
Rev A - 25.03.2025
Rev B - 31.07.2025
Rev C - 20.08.2025

DESCRIPTION.
council RFI
DRP report response
Landscaping info

mark anthony design

Drawing Notes Legend

c	= DRGW COURSE HEIGHT	wc	= WATER CLOSET
d	= DOWNPIPE	wm	= WASHING MACHINE
sp	= SOAKWELL	dry	= DRYER
spkr	= SPRINKLER	dw	= DISHWASHER
shr	= SHOWER HEAD	ov	= OVEN
dh	= DOOR HEIGHT OPENING	wb	= WALL BASIN
ahu	= AIR CONDITIONING	ubh	= UNDER BENCH HYDIA
ac	= AIR CONDITIONER	ub	= UNDER BENCH
sm	= SMOKE ALARM	bt	= VANITY BASIN
bds	= BEDROOM SOUNDER	tr	= TROUGH
td	= THERMAL DETECTOR	hp	= HOT PLATE
fw	= FLOOR WASTE	ss	= SAMARESCO
tp	= TAP/ITEM	cpb	= CUPBOARD CUPBOARDS

ALL Apartments to be fibre to the premise ready as per NBN requirements

Apartments to have SUB water meters installed in kitchen cupboards below

Apartments to have STIEBEL ELTRON DEBE-18
electric instantaneous hotwater units installed in laundary cupboards

washer/dryer to be supplied and installed for ALL apartments
in lieu of clothes drying facilities

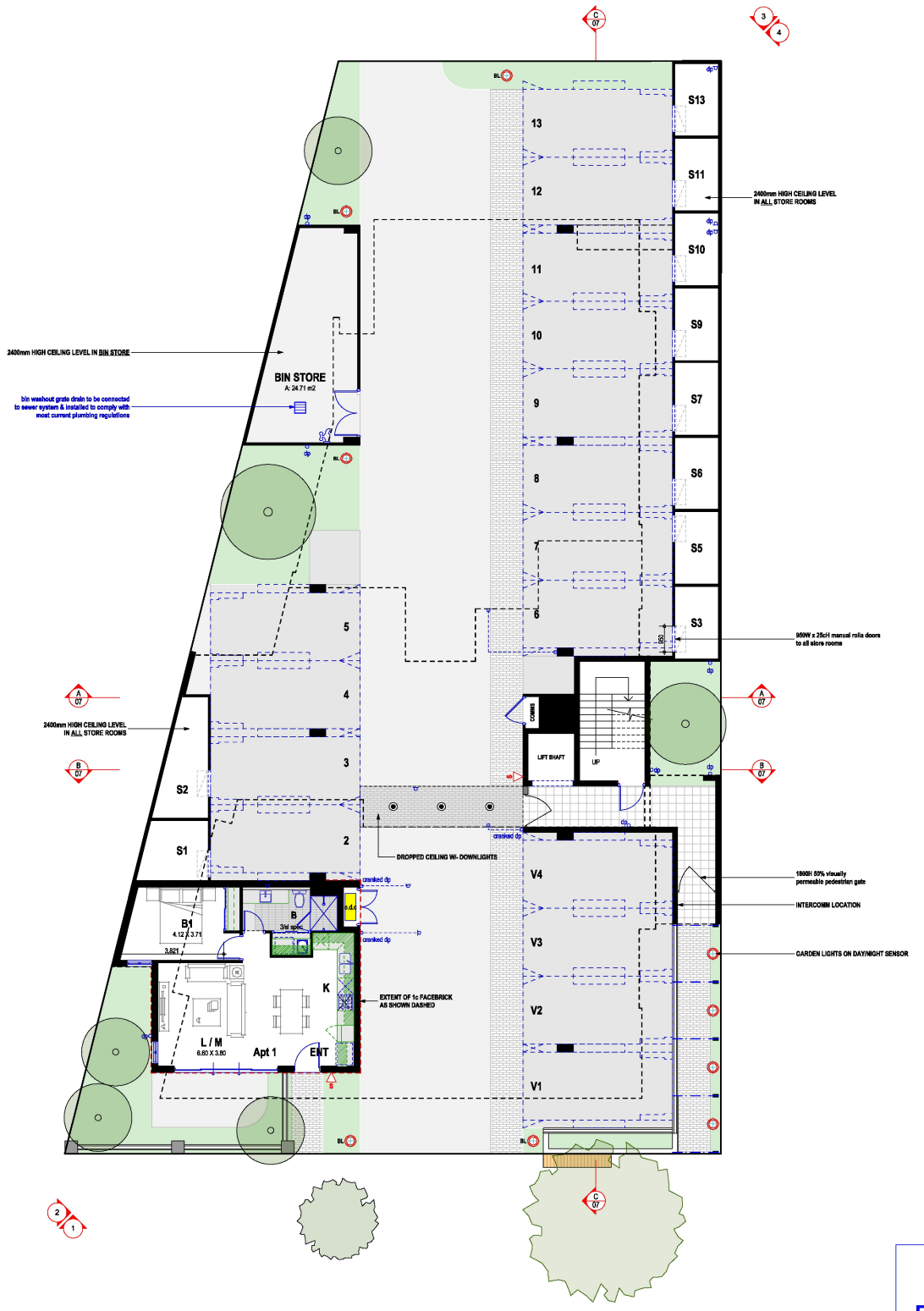

City of Belmont
AMENDED PLANS
RECEIVED 22/08/2025
Application No: 428/2024

	LOW LIGHT IN WALL (DAY NIGHT SENSOR)
	LED DOWNLIGHT (DAY NIGHT SENSOR)
	EV CHARGING PILLAR
	APARTMENT NUMBER SIGNAGE

Unit Area Schedule

Apt	Plot Ratio Area	Alfresco	Balcony	Store	Total
1	55.02m²	24.18m²		5.27m²	85.47m²
2	72.90m²		10.81m²	6.75m²	90.46m²
3	76.82m²		10.75m²	4.26m²	91.83m²
4	86.32m²	12.54m²		4.00m²	102.86m²
5	63.86m²	9.38m²		4.26m²	77.50m²
6	72.90m²		10.09m²	4.26m²	87.25m²
7	76.82m²		10.13m²	4.26m²	91.21m²
8	86.32m²		12.23m²	4.00m²	102.55m²
9	63.86m²		9.27m²	4.26m²	77.39m²
10	72.90m²		10.09m²	4.00m²	86.99m²
11	76.82m²		10.13m²	4.26m²	91.21m²
12	86.32m²		12.23m²	4.26m²	102.81m²
13	63.86m²		9.27m²	4.26m²	77.39m²
Total	965.72m²				1164.92m²

Ground Floor Plan

scale1:100

© copyright

Client
Bitat
Site Address
Proposed Multiple Dwellings
26 Beverley Road, Cloverdale

mark anthony design
P: 9328 7577 M: 0411 105 009
E: info@markanthonydesign.com.au
A: 9/16 Brisbane Street (cnr Bulwer) Perth WA 6000
www.markanthonydesign.com.au

CONFIRM ALL DIMENSIONS ON SITE PRIOR TO THE COMMENCEMENT OF ANY WORK. TAKE WRITTEN DIMENSIONS IN PREFERENCE TO SCALE. SHOULD ANY DISCREPANCIES BE FOUND, THE BUILDER IS TO REFER TO THE DESIGNER BEFORE PROCEEDING WITH THE WORK. REFER TO ENGINEERS DRAWINGS FOR ALL STRUCTURAL REQUIREMENTS.

checked MA	drawn m.stav	JOB No. 2677	REV No. / DESCRIPTION.
scale 1:100 (A1)	date 20.08.2025		Rev A - 25.03.2025 council RFI
issued for Planning Approval		SHEET No. 02 of 11	Rev B - 31.07.2025 DRP report response Rev C - 20.08.2025 Landscaping Info

mark anthony design

Drawing Notes Legend

c	= DRGW COURSE HEIGHT	wc	= WATER CLOSET
d	= DOWNPIPE	wm	= WASHING MACHINE
sp	= SOAKWELL	dry	= DRYER
spkr	= SPRINKLER	dw	= DISHWASHER
sh	= SHOWER HEAD	ov	= OVEN
dho	= DOOR HEIGHT OPENING	wb	= WALL OVEN
ahc	= AIR-CONDITIONING	whc	= UNDER BENCH OVEN
ex	= EXHAUST FAN	ch	= CERAMIC HOB
mp	= MAKING PLATFORM	ss	= HAND SHOWER
bfa	= BEDROOM SOUNDER	tr	= TROUGH
td	= THERMAL DETECTOR	hp	= HOT PLATE
fw	= FLOOR WASTE	rh	= RANGEHOOD
tp	= TAP/ITEM	ohc	= OVERHEAD CUPBOARDS

ALL Apartments to be fibre to the premise ready as per NBN requirements

Apartments to have SUB water meters installed in kitchen cupboards below

Apartments to have STIEBEL ELTRON DEBE-18
electric instantaneous hotwater units installed in laundary cupboards

washer/dryer to be supplied and installed for **ALL** apartments
in lieu of clothes drying facilities

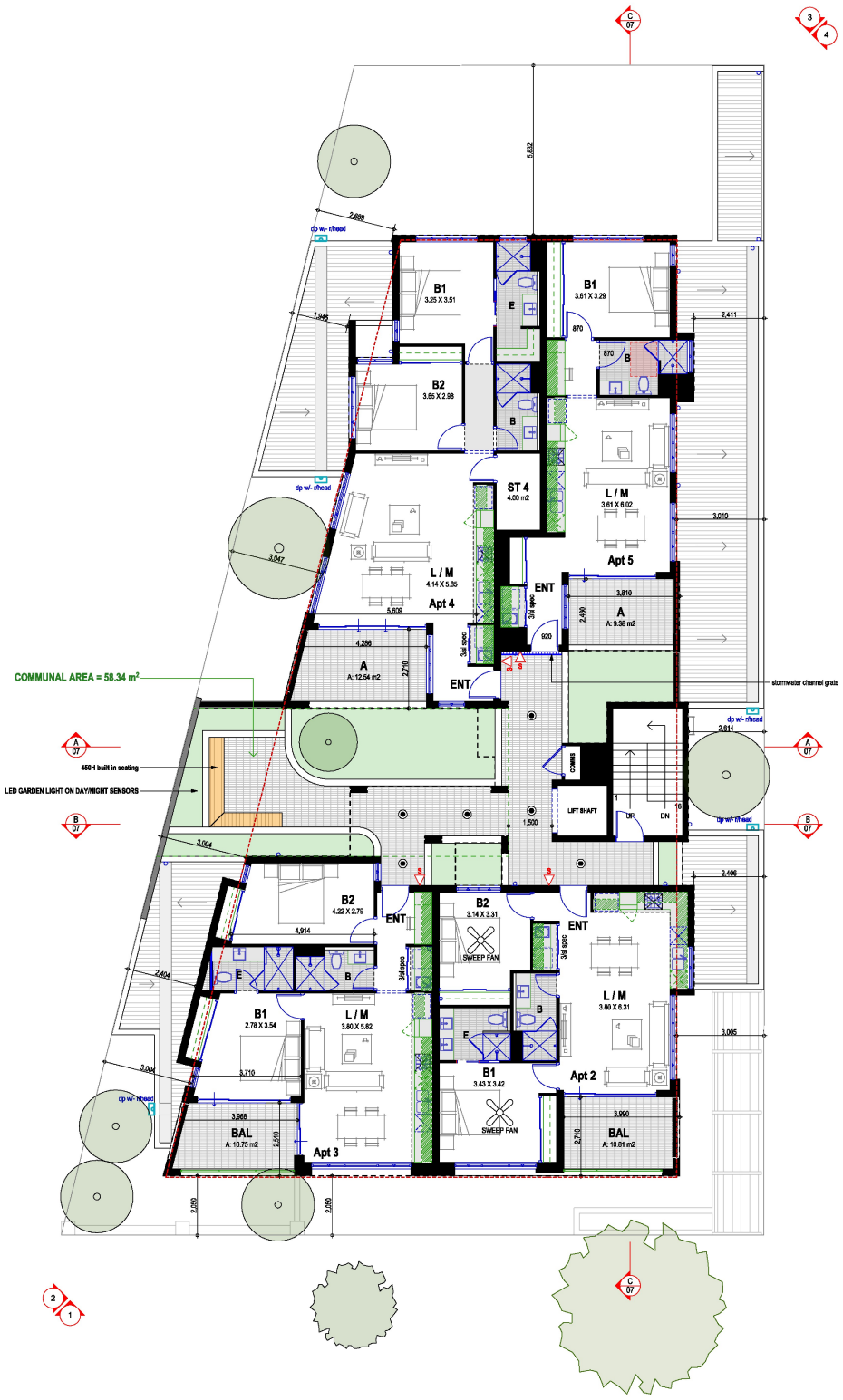

City of Belmont
AMENDED PLANS
RECEIVED 22/08/2025
Application No: 428/2024

	LOW LIGHT IN WALL (DAY NIGHT SENSOR)
	LED DOWNLIGHT (DAY NIGHT SENSOR)
	EV CHARGING PILLAR
	APARTMENT NUMBER SIGNAGE

Unit Area Schedule

Apt	Plot Ratio Area	Alfresco	Balcony	Store	Total
1	55.02m²	24.18m²		5.27m²	85.47m²
2	72.90m²		10.81m²	6.75m²	90.46m²
3	76.82m²		10.75m²	4.26m²	91.83m²
4	86.32m²	12.54m²		4.00m²	102.86m²
5	63.86m²	9.38m²		4.26m²	77.50m²
6	72.90m²		10.09m²	4.26m²	87.25m²
7	76.82m²		10.13m²	4.26m²	91.21m²
8	86.32m²		12.23m²	4.00m²	102.55m²
9	63.86m²		9.27m²	4.26m²	77.39m²
10	72.90m²		10.09m²	4.00m²	86.99m²
11	76.82m²		10.13m²	4.26m²	91.21m²
12	86.32m²		12.23m²	4.26m²	102.81m²
13	63.86m²		9.27m²	4.26m²	77.39m²
Total	965.72m²				1164.92m²

1st Floor Plan

scale1:100

© copyright

Client
Bitat
Site Address
Proposed Multiple Dwellings
26 Beverley Road, Cloverdale

mark anthony design
P: 9328 7577 M: 0411 105 009
E: info@markanthonydesign.com.au
A: 9/16 Brisbane Street (cnr Bulwer) Perth WA 6000
www.markanthonydesign.com.au

CONFIRM ALL DIMENSIONS ON SITE PRIOR TO THE COMMENCEMENT OF ANY WORK. TAKE WRITTEN DIMENSIONS IN PREFERENCE TO SCALE. SHOULD ANY DISCREPANCIES BE FOUND, REFER TO DESIGNER BEFORE PROCEEDING. REFER TO ENGINEERS DRAWINGS FOR ALL STRUCTURAL REQUIREMENTS.

checked	drawn
MA	m.stav
scale	date
1:100 (A1)	20.08.2025

issued for
Planning Approval

JOB No. 2677
SHEET No. 03 of 11

REV No.	DESCRIPTION.
Rev A - 25.03.2025	council RFI
Rev B - 31.07.2025	DRP report response
Rev C - 20.08.2025	Landscaping Info

mark anthony design

Drawing Notes Legend

c	= DRGW COURSE HEIGHT	wc	= WATER CLOSET
d	= DOWNPIPE	wm	= WASHING MACHINE
sp	= SOMPIPE	dry	= DRYER
spkr	= SPRINKLER	dw	= DISHWASHER
sh/h	= SHOWER HEAD	ov	= OVEN
dh	= DOOR HEIGHT OPENING	wb	= WALL BASIN
ahu	= AIR-CONDITIONING	whc	= UNDER BENCH CHINA
ex	= EXHAUST FAN	ub	= UNDER BASIN
wh	= MAKING HEATER	ts	= TIMED SWICH
bs	= BEDROOM SOUNDER	tr	= TROUGH
td	= THERMAL DETECTOR	hp	= HOT PLATE
fw	= FLOOR WASTE	rh	= RAINWATER HEAD
tp	= TAP/TORY	cbd	= CUPBOARD CUPBOARDS

ALL Apartments to be fibre to the premise ready as per NBN requirements

Apartments to have SUB water meters installed in kitchen cupboards below

Apartments to have STIEBEL ELTRON DEBE-18
electric instantaneous hotwater units installed in laundary cupboards

washer/dryer to be supplied and installed for ALL apartments
in lieu of clothes drying facilities

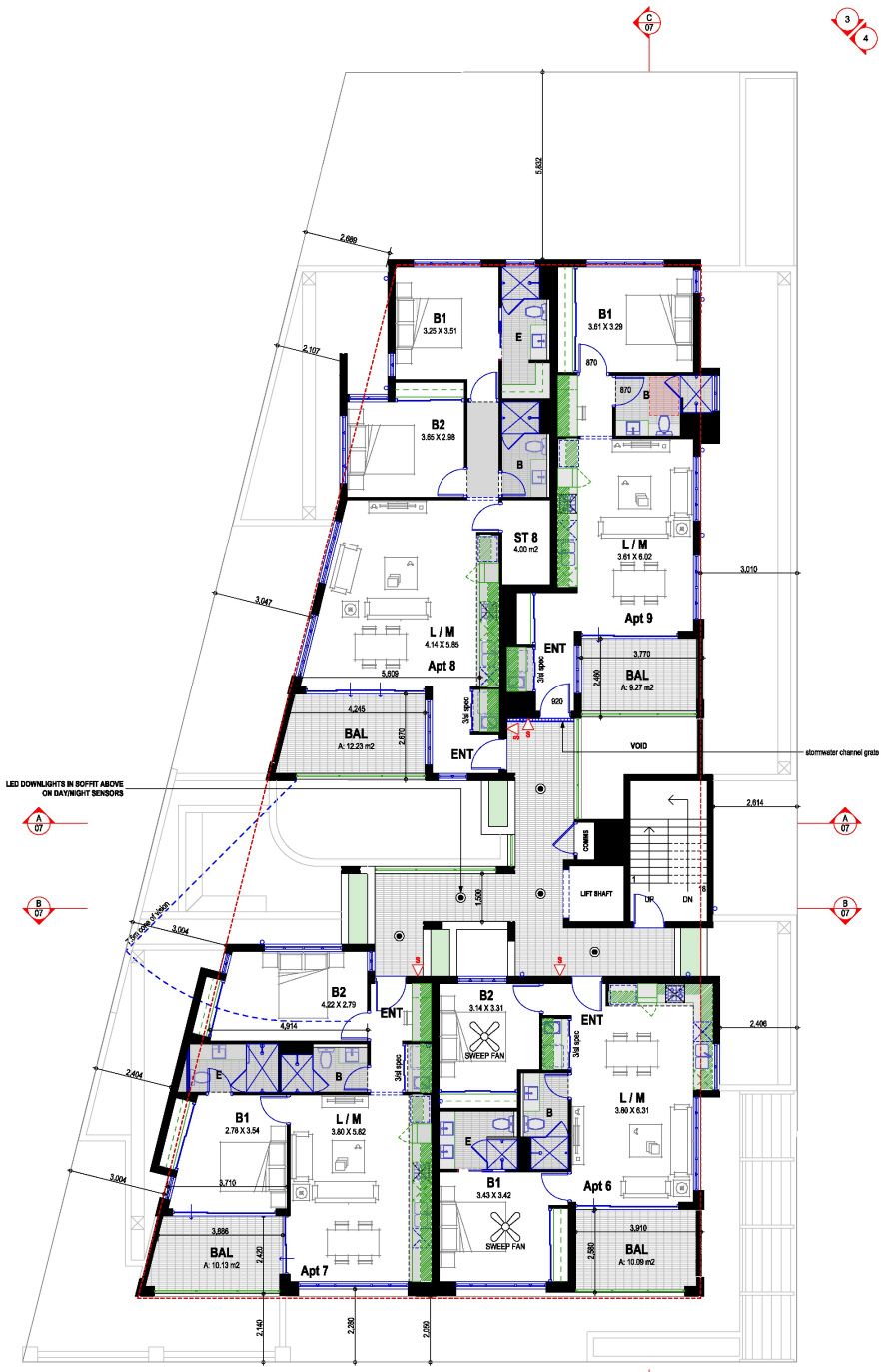



City of Belmont
AMENDED PLANS
RECEIVED 22/08/2025
Application No: 428/2024

	LOW LIGHT IN WALL (DAY NIGHT SENSOR)
	LED DOWNLIGHT (DAY NIGHT SENSOR)
	EV CHARGING PILLAR
	APARTMENT NUMBER SIGNAGE

Unit Area Schedule

Apt	Plot Ratio Area	Alfresco	Balcony	Store	Total
1	55.02m²	24.18m²		5.27m²	85.47m²
2	72.90m²		10.81m²	6.75m²	90.46m²
3	75.82m²		10.75m²	4.26m²	91.83m²
4	86.32m²	12.54m²		4.00m²	102.86m²
5	63.86m²	9.38m²		4.26m²	77.50m²
6	72.90m²		10.09m²	4.26m²	87.25m²
7	75.82m²		10.13m²	4.26m²	91.21m²
8	86.32m²		12.23m²	4.00m²	102.55m²
9	63.86m²		9.27m²	4.26m²	77.39m²
10	72.90m²		10.09m²	4.00m²	86.99m²
11	75.82m²		10.13m²	4.26m²	91.21m²
12	86.32m²		12.23m²	4.26m²	102.81m²
13	63.86m²		9.27m²	4.26m²	77.39m²
Total	966.72m²				1164.92m²

2nd Floor Plan

scale1:100

© copyright

Client
Bitat
Site Address
Proposed Multiple Dwellings
26 Beverley Road, Cloverdale

mark anthony design
P: 9328 7577 M: 0411 105 009
E: info@markanthonydesign.com.au
A: 9/16 Brisbane Street (cnr Bulwer) Perth WA 6000
www.markanthonydesign.com.au

CONFIRM ALL DIMENSIONS ON SITE PRIOR TO THE COMMENCEMENT OF ANY WORK. THAN WRITTEN DIMENSIONS IN PREFERENCE TO SCALE. SHOULD ANY DISCREPANCIES OCCUR, NOTIFY THE DESIGNER IMMEDIATELY. REFER TO ENGINEERS DRAWINGS FOR ALL STRUCTURAL REQUIREMENTS.

checked MA | drawn m.stav | scale 1:100 (A1) | date 20.08.2025 | issued for Planning Approval

JOB No. 2677 | SHEET No. 04 of 11

REV No.
Rev A - 25.03.2025
Rev B - 31.07.2025
Rev C - 20.08.2025

DESCRIPTION.
council RFI
DRP report response
Landscaping Info

mark anthony design

Drawing Notes Legend

c	= DRGW COURSE HEIGHT	wc	= WATER CLOSET
d	= DOWNPIPE	wm	= WASHING MACHINE
sp	= SOMPIPE	dry	= DRYER
spkr	= SPRINKLER	dw	= DISHWASHER
sh/h	= SHOWER HEAD	ov	= OVEN
dh	= DOOR HEIGHT OPENING	wb	= WALL OVEN
ahi	= AIR-CONDITIONING	whu	= UNDER BENCH HWUA
ex	= EXHAUST	ch	= CHANGE ROOM
sm	= SMOKE ALARM	ts	= TOILET SEAT
bs	= BEDROOM SOUNDER	tr	= TROUGH
td	= THERMAL DETECTOR	hp	= HOT PLATE
fw	= FLOOR WASTE	mi	= MAINBOARD
tp	= TAP/ITEM	cpb	= CUPBOARD CUPBOARDS

ALL Apartments to be fibre to the premise ready as per NBN requirements

Apartments to have SUB water meters installed in kitchen cupboards below

Apartments to have STIEBEL ELTRON DEBE-18
electric instantaneous hotwater units installed in laundary cupboards

washer/dryer to be supplied and installed for **ALL** apartments
in lieu of clothes drying facilities

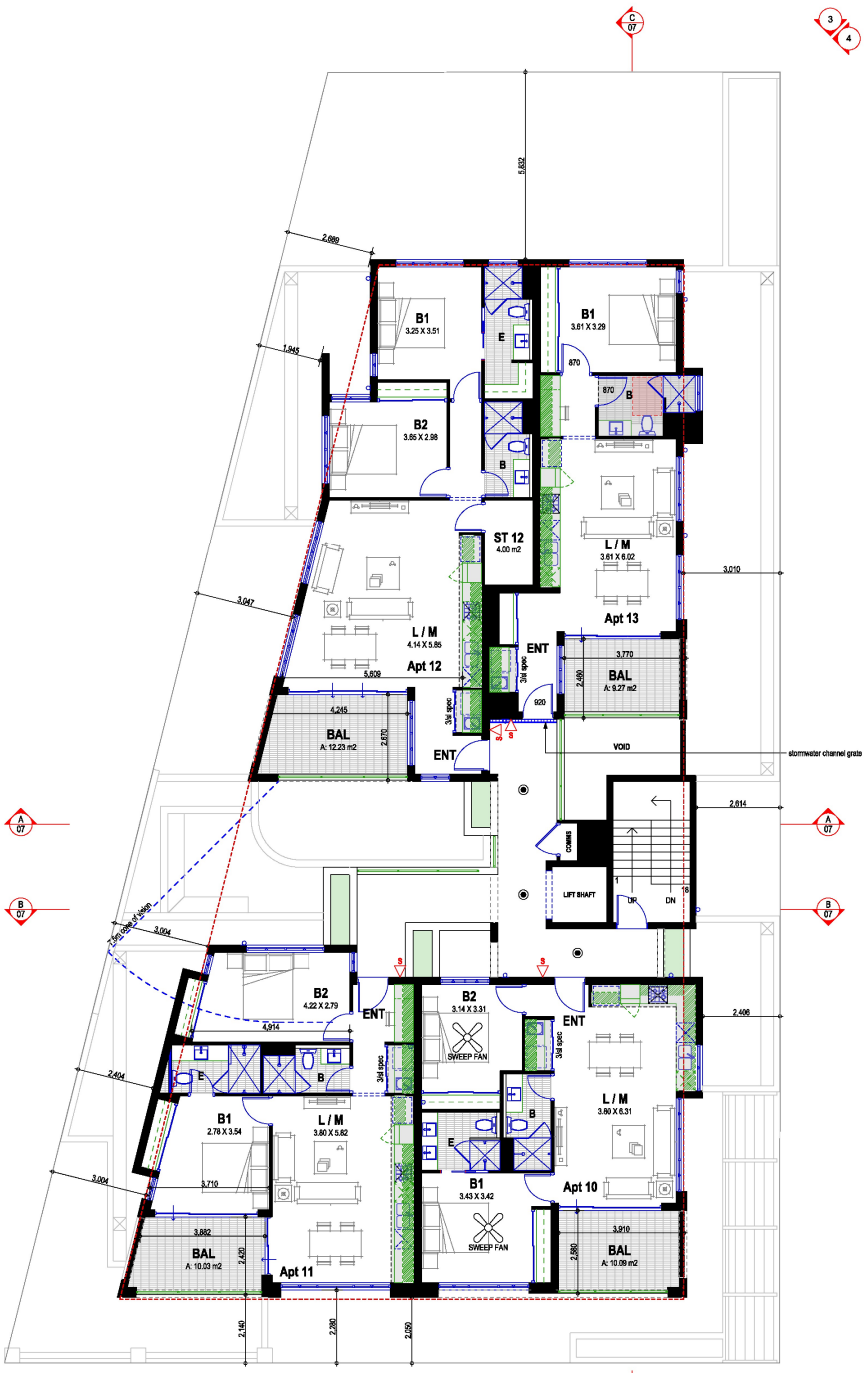

City of Belmont
AMENDED PLANS
RECEIVED 22/08/2025
Application No: 428/2024

	LOW LIGHT IN WALL (DAY NIGHT SENSOR)
	LED DOWNLIGHT (DAY NIGHT SENSOR)
	EV CHARGING PILLAR
	APARTMENT NUMBER SIGNAGE

Unit Area Schedule

Apt	Plot Ratio Area	Alfresco	Balcony	Store	Total
1	55.02m²	24.18m²		5.27m²	85.47m²
2	72.90m²		10.81m²	6.75m²	90.46m²
3	75.82m²		10.75m²	4.26m²	91.83m²
4	86.32m²	12.54m²		4.00m²	102.86m²
5	63.86m²	9.38m²		4.26m²	77.50m²
6	72.90m²		10.09m²	4.26m²	87.25m²
7	75.82m²		10.13m²	4.26m²	91.21m²
8	86.32m²		12.23m²	4.00m²	102.55m²
9	63.86m²		9.27m²	4.26m²	77.39m²
10	72.90m²		10.09m²	4.00m²	86.99m²
11	75.82m²		10.13m²	4.26m²	91.21m²
12	86.32m²		12.23m²	4.26m²	102.81m²
13	63.86m²		9.27m²	4.26m²	77.39m²
Total	966.72m²				1164.92m²

3rd Floor Plan
scale1:100

© copyright

Client
Bitat
Site Address
Proposed Multiple Dwellings
26 Beverley Road, Cloverdale

mark anthony design
P: 9328 7577 M: 0411 105 009
E: info@markanthonydesign.com.au
A: 9/16 Brisbane Street (cnr Bulwer) Perth WA 6000
www.markanthonydesign.com.au

checked MA | drawn m.stav | scale 1:100 (A1) | date 20.08.2025 | issued for Planning Approval | JOB No. 2677 | SHEET No. 05 of 11

REV No.
Rev A - 25.03.2025
Rev B - 31.07.2025
Rev C - 20.08.2025

DESCRIPTION.
council RFI
DRP report response
Landscaping Info

mark anthony design

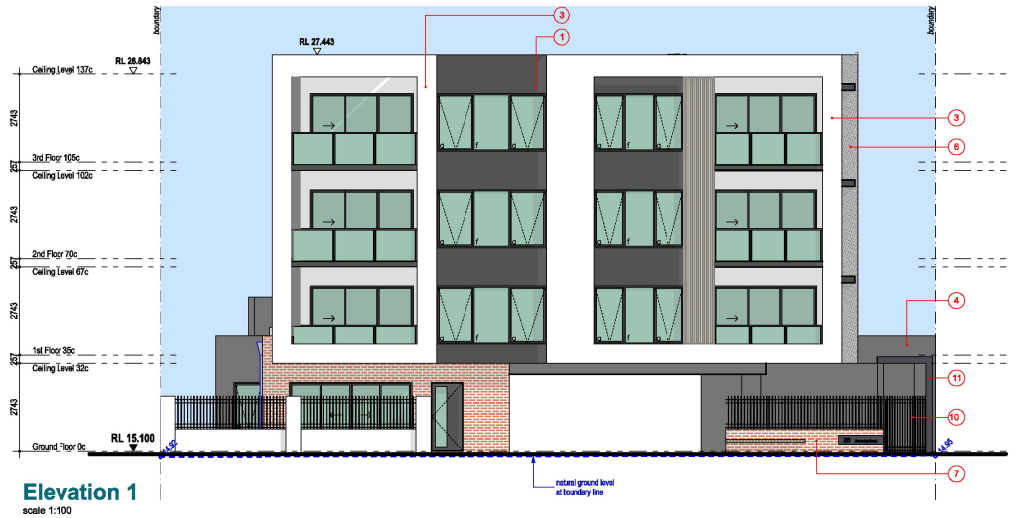

Elevation 1
scale 1:100



Elevation 3
scale 1:100



Elevation 2
scale 1:100



Elevation 4
scale 1:100



1 ACCENT EXTERNAL WALL 'COLORBOND ® MONUMENT®'



2 VEHICLE PARKING BAYS FLOORING 'NATURAL CONCRETE BRUSHED FINISH'



3 MAIN EXTERNAL WALL 'DULUX LEXICON ® HALF'



4 ACCENT EXTERNAL WALL 'COLORBOND ® WINDSPRAY ®'



5 PEDESTRIAN PATHS PAVING 'MIDLAND BRICK MASTERPAVE CLASSIC CHARCOAL'



6 FEATURE WALL 'VENETIAN PLASTER (ECLIPSE - 1)



7 FEATURE FACEBICK 'AUSTRAL SAN SELMO REC.AIMED'



8 MAIN DRIVEWAY AND CROSSOVER PAVING 'MIDLAND BRICK MASTERPAVE CLASSIC PEWTER'



9 ALU SELEKTA CASTELATION SCREENCLAD



10 VEHICLE SLIDING GATE AND FRONT FENCE INFILL PANEL INSPIRATION



11 ENTRANCE PERGOLA ENTRANCE INSPIRATION



12 PLANTERBOX LANDSCAPING INSPIRATION



13 STAR OF JASMINE WALL CREEPER INSPIRATION

City of Belmont
AMENDED PLANS
RECEIVED 22/08/2025
Application No: 428/2024

Client
Bitat
Site Address
Proposed Multiple Dwellings
26 Beverley Road, Cloverdale

mark anthony design

P: 9328 7577 M: 0411 106 009
E: info@markanthonydesign.com.au
A: 9/18 Brisbane Street (cnr Sulwer) Perth WA 6000
www.markanthonydesign.com.au

COPYRIGHT: THIS DRAWING IS IN ANY PART THE COPYRIGHT OF ANY MORE, AND WRITTEN CONSENT IS REQUIRED BEFORE ANY DISTRIBUTION OCCURS. NOTIFY THIS DRAWING IS ABSOLUTELY REFER TO ENGINEERS DRAWINGS FOR ALL STRUCTURAL REQUIREMENTS.

checked	drawn	JOB No.	REV No.	DESCRIPTION.
MA	m.stav	2677	Rev A - 25.03.2025	council RFI
SCALE 1:100 (A1)	DATE 20.08.2025		Rev B - 31.07.2025	DRP report response
ISSUED FOR Planning Approval		SHEET No. 06 of 11	Rev C - 20.08.2025	Landscaping Info

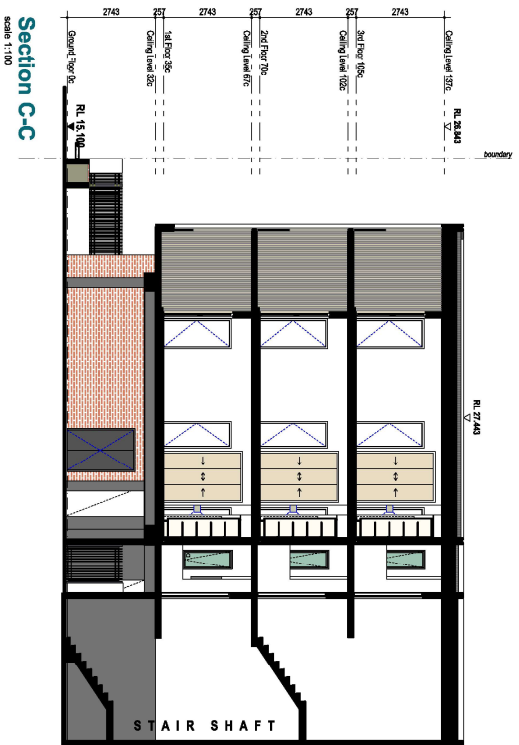

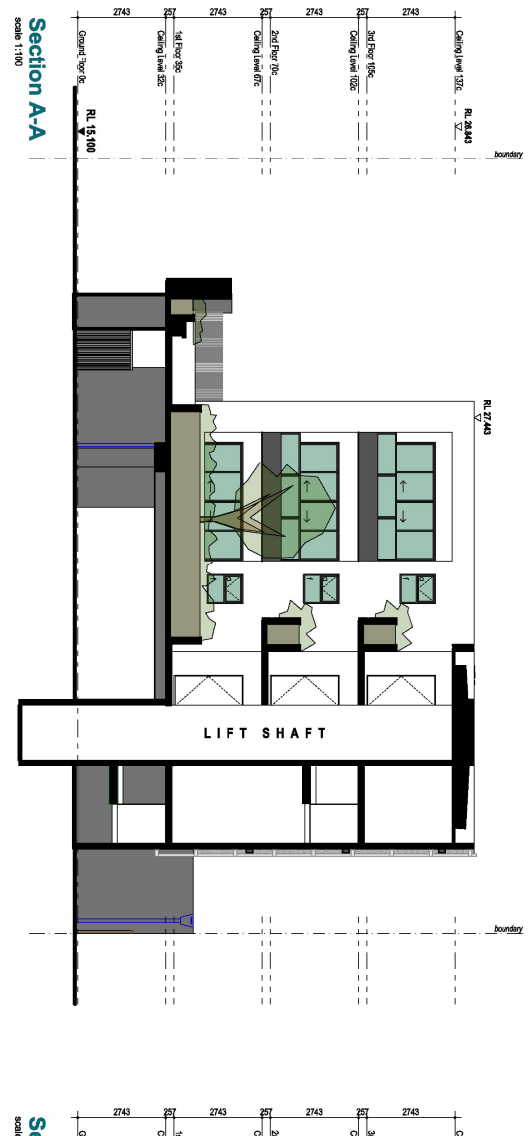

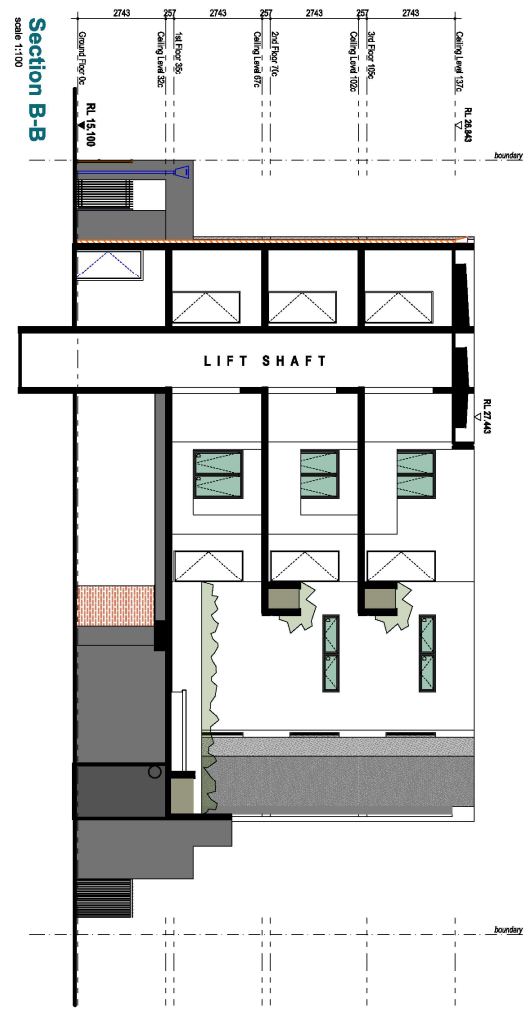

Client
Bitat
Site Address
Proposed Multiple Dwellings
26 Beverley Road, Cloverdale

mark anthony design

P: 9328 7577 M: 0411 166 009
E: info@markanthonydesign.com.au
A: 9/18 Biddalup Street (cnr Bulwer) Perth WA 6000
www.markanthonydesign.com.au

Drawn	MA
Scale	1:100 (A1)
Issued for	Planning Approval
date	30.08.2025
Drawn	m.sklov
JOB No.	2677
SHEET No.	07 of 11

REV No.	DESCRIPTION
Rev A - 26.03.2025	council RFI
Rev B - 31.07.2025	DRP report responses
Rev C - 20.08.2025	Landscaping Info

mark anthony design

City of Belmont
AMENDED PLANS
RECEIVED 22/08/2025
Application No: 428/2024

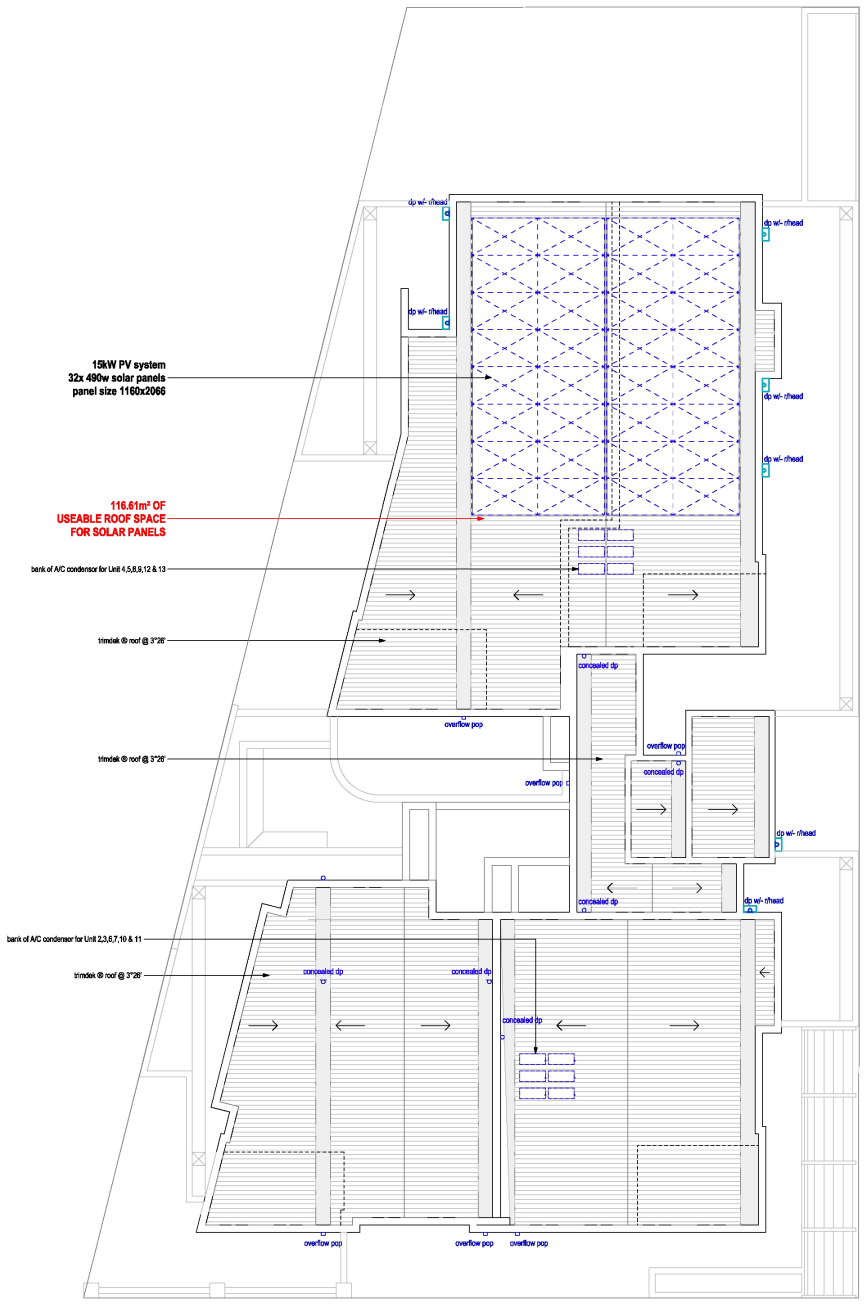

Roof Plan
scale1:100
© copyright

City of Belmont
AMENDED PLANS
RECEIVED 22/08/2025
Application No: 428/2024

Client
Bitat
Site Address
Proposed Multiple Dwellings
26 Beverley Road, Cloverdale

mark anthony design

P: 9328 7577 M: 0411 105 009
E: info@markanthonydesign.com.au
A: 9/18 Brisbane Street (cnr Bulwer) Perth WA 6000
www.markanthonydesign.com.au

CONFIRM ALL DIMENSIONS ON SITE PRIOR TO THE COMMENCEMENT OF ANY WORK. TAKE WRITTEN DIMENSIONS IN PREFERENCE TO SCALE. SHOULD ANY DISCREPANCIES OCCUR, NOTIFY THE DESIGNER IMMEDIATELY. REFER TO ENGINEERED DRAWINGS FOR ALL STRUCTURAL REQUIREMENTS.

checked	drawn	JOB No.	REV No.	DESCRIPTION.
MA	m.stav	2677	Rev A - 25.03.2025 Rev B - 31.07.2025 Rev C - 20.08.2025	council RFI DRP report response Landscaping info
scale: 1:100 (A1)	date: 20.08.2025			
issued for: Planning Approval		SHEET No. 08 of 11		

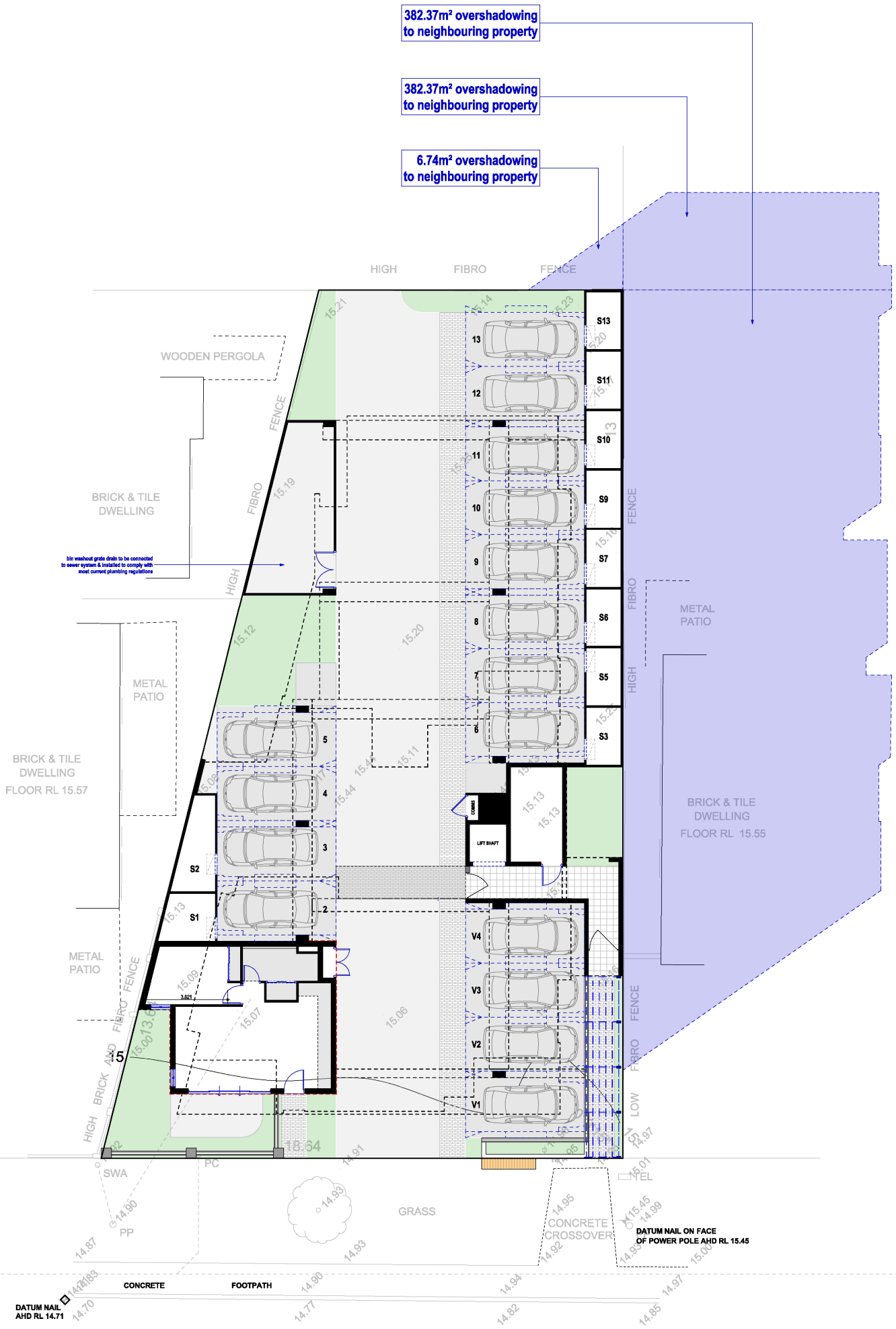

Shadow Diagram
scale:1:100

© copyright

City of Belmont
AMENDED PLANS
RECEIVED 22/08/2025
Application No: 428/2024

Client: Bitat Site Address: Proposed Multiple Dwellings 26 Beverley Road, Cloverdale	mark anthony design	P: 9328 7577 M: 0411 105 009 E: info@markanthonydesign.com.au A: 9/18 Brisbane Street (cnr Bulwer) Perth WA 6000 www.markanthonydesign.com.au	checked: MA; drawn: m.stav; scale: 1:100 (A1); date: 20.08.2025; issued for: Planning Approval	JOB No. 2677; SHEET No. 09 of 11	REV No. Rev A - 25.03.2025 Rev B - 31.07.2025 Rev C - 20.08.2025	DESCRIPTION. council RFI DRP report response Landscaping info

mark anthony design

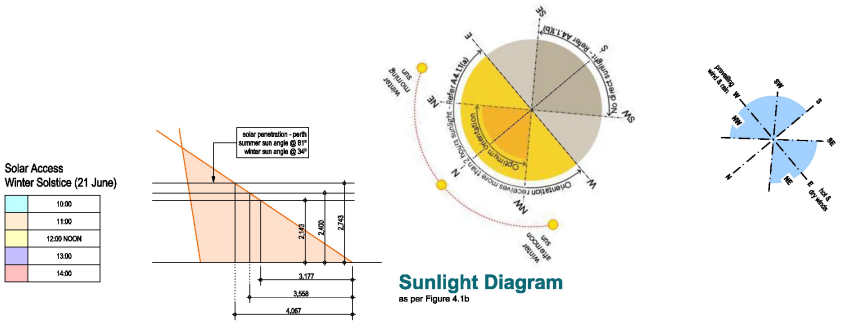

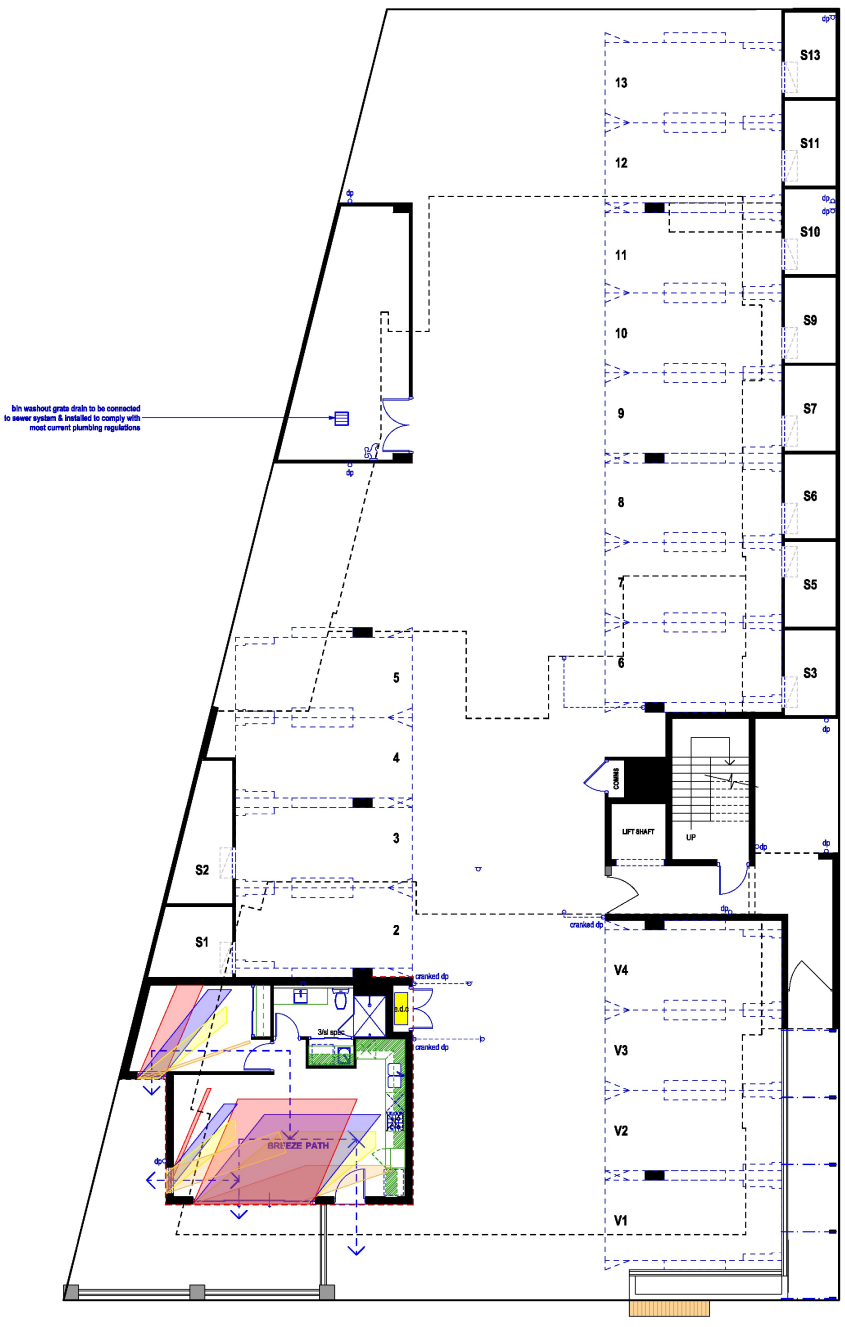

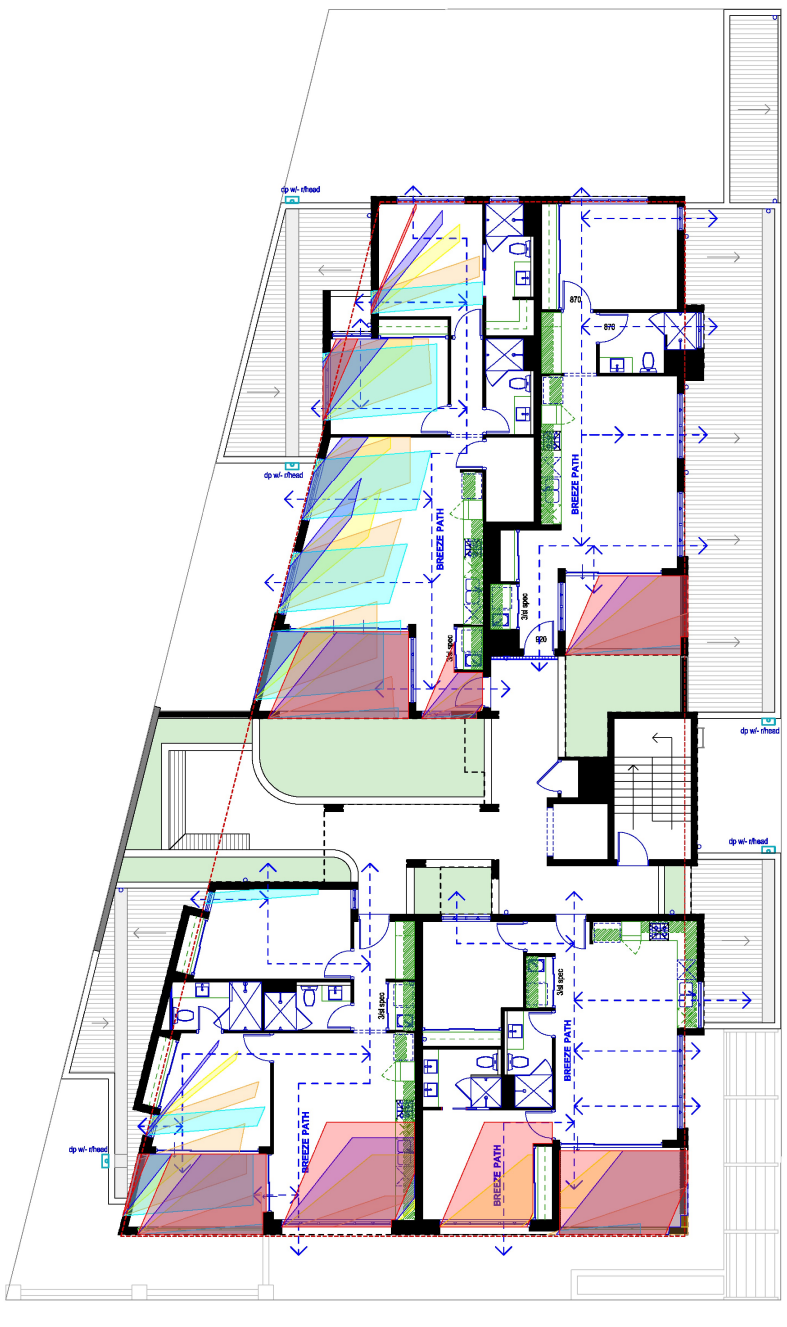

Ground Floor Sunlight Access/Breeze Path
scale1:100

1st Floor Sunlight Access/Breeze Path
scale1:100

City of Belmont
AMENDED PLANS
RECEIVED 22/08/2025
Application No: 428/2024

© copyright

Client: Bitat Site Address: Proposed Multiple Dwellings 26 Beverley Road, Cloverdale	mark anthony design	P: 9328 7577 M: 0411 105 009 E: info@markanthonydesign.com.au A: 9/18 Brisbane Street (cnr Bulwer) Perth WA 6000 www.markanthonydesign.com.au	checked MA drawn m.stav scale 1:100 (A1) date 20.08.2025 issued for Planning Approval	JOB No. 2677 SHEET No. 10 of 11	REV No. Rev A - 25.03.2025 Rev B - 31.07.2025 Rev C - 20.08.2025	DESCRIPTION. council RFI DRP report response Landscaping info	mark anthony design

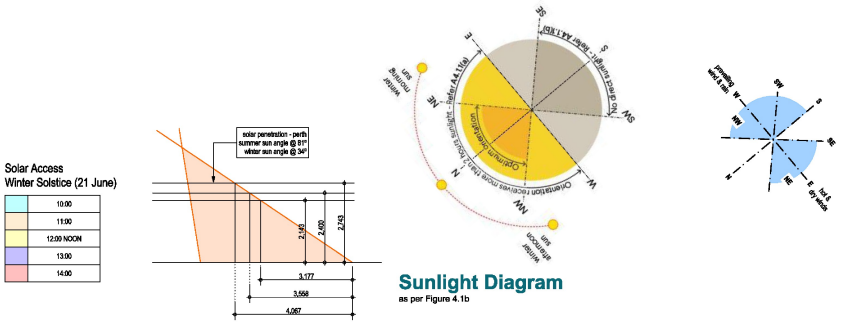

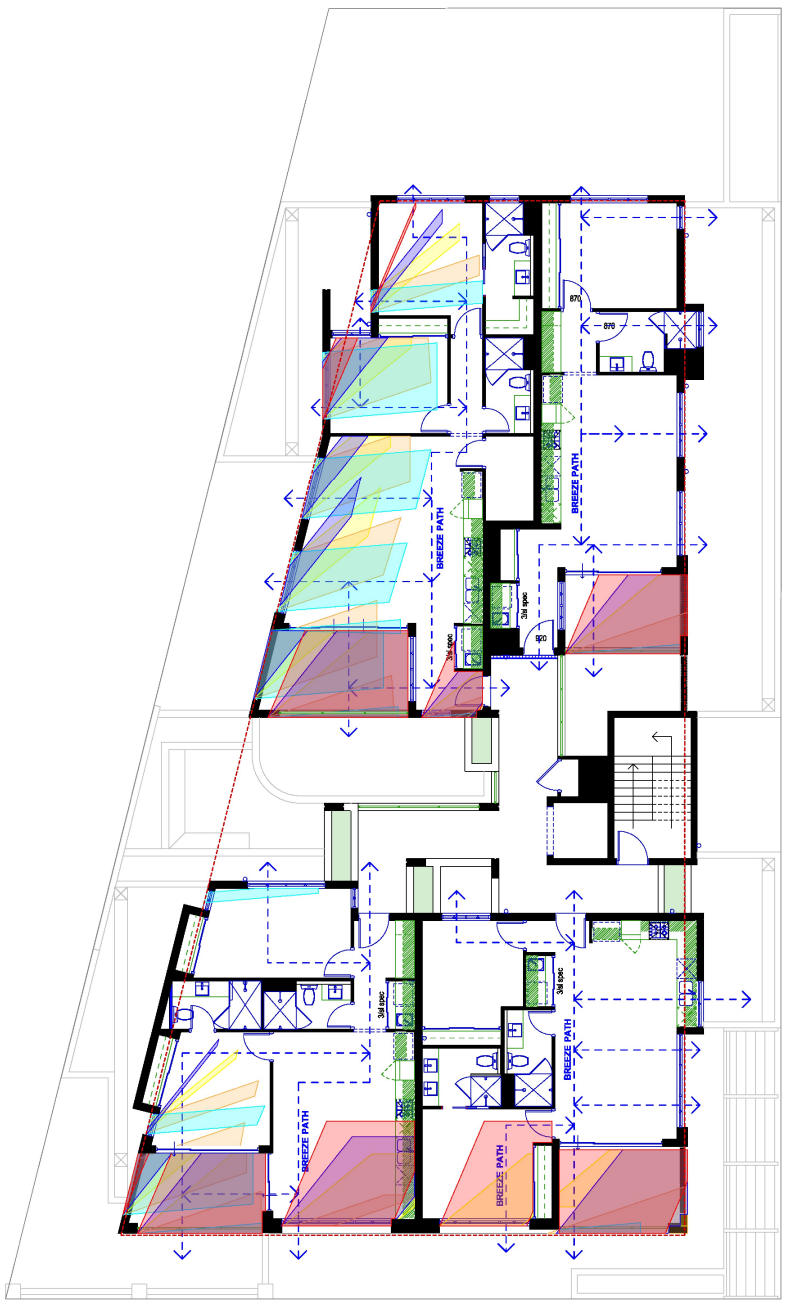

2nd Floor Sunlight Access/Breeze Path
scale1:100

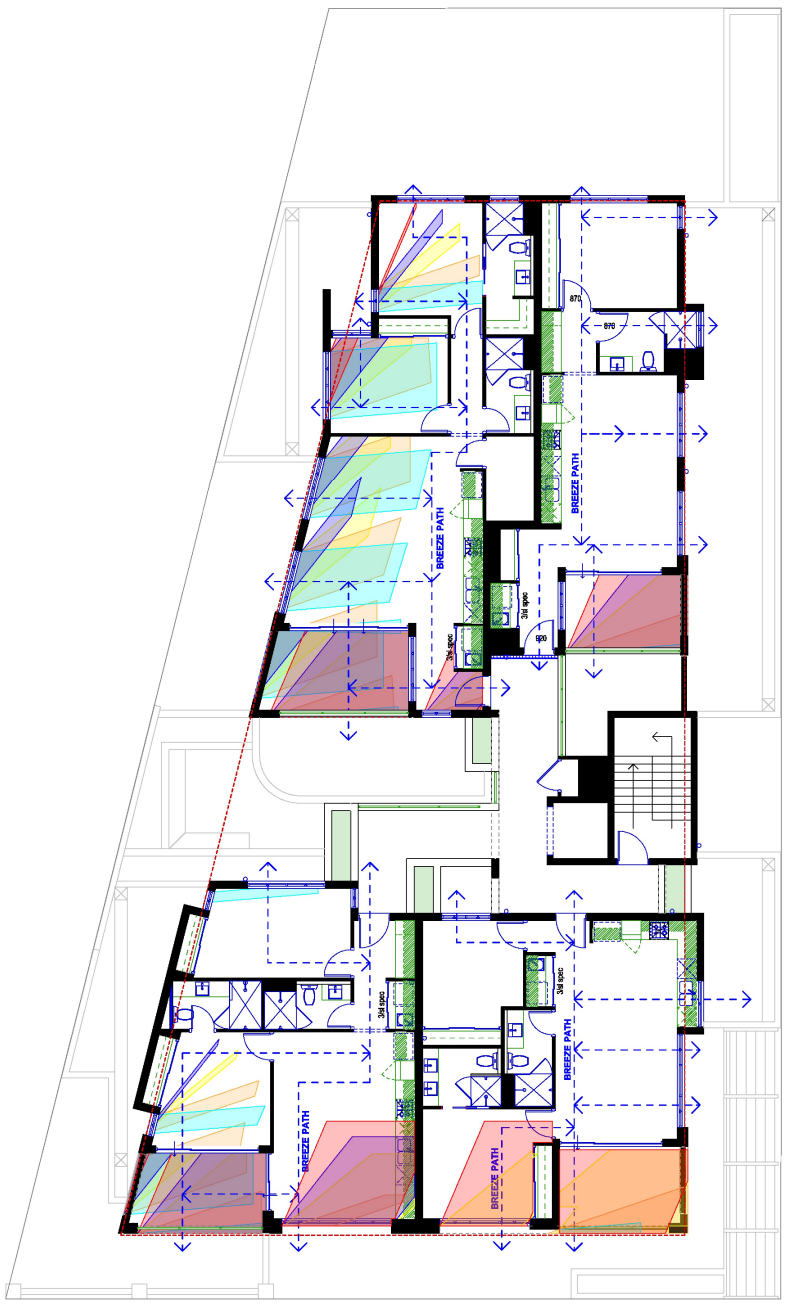

3rd Floor Sunlight Access/Breeze Path
scale1:100

City of Belmont
AMENDED PLANS
RECEIVED 22/08/2025
Application No: 428/2024

© copyright

Client
Bitat
Site Address
Proposed Multiple Dwellings
26 Beverley Road, Cloverdale

mark anthony design

P: 9328 7577 M: 0411 105 009
E: info@markanthonydesign.com.au
A: 9/18 Brisbane Street (cnr Bulwer) Perth WA 6000
www.markanthonydesign.com.au

CONFIRM ALL DIMENSIONS ON SITE PRIOR TO THE COMMENCEMENT OF ANY WORK. TAKE WRITTEN DIMENSIONS IN PREFERENCE TO SCALED. SHOULD ANY DISCREPANCIES OCCUR, NOTIFY THE DESIGNER IMMEDIATELY. REFER TO ENGINEERED DRAWINGS FOR ALL STRUCTURAL REQUIREMENTS.

checked	drawn	JOB No.	REV No.	DESCRIPTION.
MA	m.stav	2677	Rev A - 25.03.2025 Rev B - 31.07.2025 Rev C - 20.08.2025	council RFI DRP report response Landscaping info

scale	date	issued for	SHEET No.
1:100 (A1)	20.08.2025	Planning Approval	11 of 11

DR3 – Design review report and recommendations (Part 1)	
Local government	City of Belmont
Item no.	26 Beverley Road CLOVERDALE 6105 - Multiple Dwellings (13 Units) - 4/2025/DRP
Date and Time	1st Meeting – 19th June 2025
Location	Online Teams Meeting
Panel members	Stephen Carrick [Chair] Jane Wetherall Tony Blackwell Malcolm Mackay
Local government officers	Nicholas Reddy – Senior Planning Officer
Proponent/s	Mark Sertorio – Mark Anthony Design
Observer/s	Brandon Pang – Coordinator Planning Penny Wallis – Planning Officer Christine Caruso – Planning Administration Officer
Briefings	
Development assessment overview	Nicholas Reddy – Senior Planning Officer
Technical issues	N/A
Design review	
Proposed development	Multiple Dwellings (13 units)
Property address	26 Beverley Road CLOVERDALE 6105 (Lot 60 PL 8292)
Background	The Applicant has lodged their Planning Application for 13 Multiple Dwellings. This is the first time the application has been presented to the DRP.
Proposal	13 Multiple Dwellings (Four Storey)
Applicant/representative address to the design review panel	Mark Sertorio – Mark Anthony Design
Key issues/recommendations	Further consideration of the existing context and character and how this can be subtly reflected in the proposal. Consider the removal or relocation of the visitor car bay within the front setback and instead increase the landscape in this area. Engage a landscape architect and explore opportunities presented by the plan and ensure the design of the communal spaces are of a high quality. Further consideration of the design of the street elevation.
Chair signature	

belmont@belmont.wa.gov.au
belmont.wa.gov.au
(08) 9477 7222

National Relay Service
TTY 1800 555 677
Voice 1800 555 727

Street Address
215 Wright Street, Cloverdale
Western Australia 6105

Postal Address
Locked Bag 379, Cloverdale
Western Australia 6985

DR3 – Design review report and recommendations (Part 2)		
Design quality evaluation		
		Supported
		Pending further attention
		Not supported
Principle 1 - **Context and character**		*Good design responds to and enhances the distinctive characteristics of a local area, contributing to a sense of place.*
		1a. The Panel supports the project's approach and acknowledges the challenges faced in such projects. 1b. The Panel supported the activation of the street at ground level and upper levels. 1c. The Panel suggested further exploration of local design cues (materials, landscape) to be reflected in the proposal. 1d. The Panel supports the consistency of scale and form that is consistent with the emerging development typology for the locality. 1e. The Panel supports some screening of the car bays from the street. 1f. The Panel noted that the precedents provided in the Applicant's presentation are fine, however they do not cover other aspects of local character that can provide design cues – items such as materials, forms, setback, landscape, fencing, etc. Context and Character needs to be fleshed out further to help justify what is proposed.
Principle 2 - **Landscape quality**		*Good design recognises that together landscape and buildings operate as an integrated and sustainable system, within a broader ecological context.*
		2a. The Panel recommends engaging a landscape professional to assist with developing the 'program' for each space provided in what is generally a well-considered site planning proposition. Consideration should be given as to how these spaces are likely to be used with the appropriate amenity and facilitation provided. 2b. The Panel supported the intent of the landscape design, including cascading green planters to create a central green core, and strongly recommended engaging a landscape architect to flesh out and refine the design and ensure the vision can be achieved and maintained. 2c. The Panel acknowledged the combination of ad-hoc 'space filler trees' and a formal first-floor landscape, with upper-level planters. 2d. The Panel views the courtyard terminating the pedestrian entry vista as a positive. 2e. The Panel strongly recommended replacing the first visitor bay with landscape to improve the streetscape. The current arrangement is not supported. 2f. The Panel recommended including landscaping in the verge as part of the landscape design. Details of the front fencing are required. 2g. The Panel suggested extending the landscape strip at the rear of the car park along the rear boundary. Consideration should be given to the types of planting used to ensure vehicle turning movements are maintained. 2h. The Panel recommended ensuring compliance with deep soil zone requirements. 2i. The Panel suggested integrating a courtyard where the bike parking is located. 2j. The Panel suggested including casual seating in appropriate locations, including designing into the planter edge. 2k. The Panel suggested incorporating a generosity of landscape along the pedestrian entry sequence.

Principle 3 - **Built form and scale**		*Good design ensures that the massing and height of development is appropriate to its setting and successfully negotiates between existing built form and the intended future character of the local area.*
		3a. The Panel supports the overall form and scale, which is well articulated. 3b. The Panel supports the open walkways and circulation. 3c. The Panel supported proposed materials and colours and suggested breaking up the large frame element on the front elevation to reduce its overly imposing nature – for example, the use of two vertical cladded frames rather than one (with the living room windows as a recessive gap between them) to make the front elevation less imposing. Inclusion of operable panels for ventilation to the living/kitchens/balconies could also be explored, to provide further articulation to the somewhat imposing central area. 3d. The Panel commented that the ceiling heights should be checked by the applicant to ensure that a 2.7-metre ceiling for habitable rooms is achievable, noting the inclusion of services. 3e. The Panel supported the screening of car bays from the street.
Principle 4 - **Functionality and build quality**		*Good design meets the needs of users efficiently and effectively, balancing functional requirements to perform well and deliver optimum benefit over the full life-cycle.*
		4a. The Panel commended the location of the rooftop condensers. 4b. The Panel recommended to review the floor thickness and consider roller doors for stores to improve access. 4c. The Panel noted that the roof is complicated and the design and installation of the downpipe routes will be challenging. 4d. The Panel raised concerns regarding the servicing of PV cells and placement of A/C condensers and recommended provision to enable future access for maintenance. 4e. The Panel required further information on whether each habitable room has at least one window that permits an outlook and not overly screened or otherwise obscured. 4f. The Panel noted the waste management has been considered. 4g. The Panel noted the circulation areas are generous.
Principle 5 - **Sustainability**		*Good design optimises the sustainability of the built environment, delivering positive environmental, social and economic outcomes.*
		5a. The Panel supported natural cross ventilation for all apartments. 5b. The Panel noted that there are no solely south-facing apartments. 5c. The Panel supported the allowance for bike parking. 5d. The Panel recommends the development of a sustainability strategy and suggested engaging with an ESD consultant. 5e. The Panel suggested providing individual EV charging points compared to shared ones. 5f. The Panel suggested allowance for future integration of batteries. 5g. The Panel suggested more recycled/recyclable materials to be more sustainable.
Principle 6 - **Amenity**		*Good design optimises internal and external amenity for occupants, visitors and neighbours, providing environments that are comfortable, productive and healthy.*
		6a. The Panel noted good access to light and ventilation. 6b. The Panel supported the generous room sizes and supports the outlook from the windows. 6c. The Panel noted the living areas are tight on the widths but more generous in length. 6d. The Panel suggested adding dimensions to balconies to confirm sizes. 6e. The Panel suggested adding a side window to B2 Apartments 7 and 11 as per Apartment 3.

Principle 7 - **Legibility**		*Good design results in buildings and places that are legible, with clear connections and easily identifiable elements to help people find their way around.*
		7a. The Panel noted a clear line of sight to the front door. 7b. The Panel supported the pedestrian access separate from vehicle access. 7c. The Panel supported the ground floor apartment having its own entrance. 7d. The Panel supports the dropped ceiling in the carpark to indicate the entrance. 7e. The Panel noted that the car park layout is simple. 7f. The Panel supported the choice of a lift or stairs in the lobby. 7g. The Panel noted the entry sequence could be further strengthened – consider extending the pergola to the street and lengthening the internal corridor to move the door closer to the street.
Principle 8 - **Safety**		*Good design optimises safety and security, minimising the risk of personal harm and supporting safe behaviour and use.*
		8a. The Panel noted passive surveillance of the street from all levels. 8b. The Panel supports the use of lighting. 8c. The Panel noted sightlines appear to be okay.
Principle 9 - **Community**		*Good design responds to local community needs as well as the wider social context, providing environments that support a diverse range of people and facilitate social interaction.*
		9a. The Panel supports the first floor having a high-quality passive landscape space for residents, however, a Landscape Architect should be engaged to further refine the design for this area. 9b. The Panel suggested that the requirements for public art are checked. 9c. The Panel supports the entrance to the units from the communal space. 9d. The Panel suggested considering moving the seating/gathering area in the first floor courtyard closer to the side boundary or other means to enhance the privacy for the adjacent apartments in addition to appropriate landscaping.
Principle 10 **Aesthetics**		*Good design is the product of a skilled, judicious design process that results in attractive and inviting buildings and places that engage the senses.*
		10a. The Panel supports the aesthetics but suggested reviewing the singular cladded frame on the front elevation. 10b. The Panel suggested adjusting material and colours, based on surrounding buildings to reinforce the character of the place. 10c. The Panel suggested enhancing the central section of the front elevation. 10d. The Panel suggested using materials like face brick to the ground floor to reflect local context and character. 10e The Panel suggested reconsidering the use of 'black' at ground floor level to reduce its oppressive nature and enhance the presence of the ground floor unit. 10f. The Panel suggested considering the visual impact for apartments overlooking the metal deck roof.

DR3 – Design review report and Recommendations (Part 3)			
Design review progress			
	Supported		
	Pending further action		
	Not Supported		
	DR1	*DR2*	*DR3*
Principle 1- **Context and character**			
Principle 2 - **Landscape Quality**			
Principle 3 - **Built form and scale**			
Principle 4 - **Functionality and build quality**			
Principle 5 - **Sustainability**			
Principle 6 - **Amenity**			
Principle 7 – **Legibility**			
Principle 8 – **Safety**			
Principle 9 – **Community**			
Principle 10- **Aesthetics**			

DR3 – Design review report and recommendations (Part 4)			
Recommendations summary			
DR1 Recommendations	**DR 2 Response**	**DR2 Recommendations**	**DR3 Response**
1.	[SUPPORTED / PENDING FURTHER ATTENTION / NOT SUPPORTED] [explanatory text]		[SUPPORTED / PENDING FURTHER ATTENTION / NOT SUPPORTED] [explanatory text]
2.			
3.			
4.			
5.			
6.			
7.			
8.			
9.			
10.			

Design Review Panel Comments	
Design quality evaluation	
	Supported
	Pending further attention
	Not supported

	Design Review Panel Comments	*Planning Officer Comments*
Principle 1 - **Context and character**	*Good design responds to and enhances the distinctive characteristics of a local area, contributing to a sense of place.*	
	1a. The Panel supports the projects' approach and acknowledges the challenges faced in such projects 1b. The Panel supported the activation of the street at ground level and upper levels. 1c. The Panel suggested further exploration of local design cues (materials, landscape) to be reflected in the proposal. 1d. The Panel supports the consistency of scale and form that is consistent with the emerging development typology for the locality. 1e. The Panel supports some screening of the car bays from the street. 1f. The Panel noted that the precedents provided in the Applicant's presentation are fine, however they do not cover other aspects of local character that can provide design cues - items such as materials, forms, setback, landscape, fencing, etc. Context and Character needs to be fleshed out further to help justify what is proposed.	1a – Noted 1b – Noted 1c – The Applicant has further refined the colours, materials finishes and front façade in response to the DRP feedback. Lighter colours, materials and additional openings are proposed facing the front façade which were reflected in presentation package to the DRP. The City considers . 1d – Noted 1e – Noted 1f – Refer to point 1c.

	Design Review Panel Comments	*Planning Officer Comments*
Principle 2 - **Landscape quality**	*Good design recognises that together landscape and buildings operate as an integrated and sustainable system, within a broader ecological context.*	
	2a. The Panel recommends engaging a landscape professional to assist with developing the 'program' for each space provided in what is generally a well-considered site planning proposition. Consideration should be given as to how these spaces are likely to be used with the appropriate amenity and facilitation provided. 2b. The Panel supported the intent of the landscape design, including cascading green planters to create a central green core, and strongly recommended engaging a landscape architect to flesh out and refine the design and ensure the vision can be achieved and maintained. 2c. The Panel acknowledged the combination of ad-hoc 'space filler trees' and a formal first-floor landscape, with upper-level planters. 2d. The Panel views the courtyard terminating the pedestrian entry vista as a positive. 2e. The Panel strongly recommended replacing the first visitor bay with landscape to improve the streetscape. The current arrangement is not supported. 2f. The Panel recommended including landscaping in the verge as part of the landscape design. Details of the front fencing are required. 2g. The Panel suggested extending the landscape strip at the rear of the car park along the rear boundary. Consideration should be given to the types of planting used to ensure vehicle turning movements are maintained. 2h. The Panel recommended ensuring compliance with deep soil zone requirements. 2i. The Panel suggested integrating a courtyard where the bike parking is located.	2a – The applicant has engaged a Landscape Architect who prepared a Concept Landscape Plan to support the application, as requested by the DRP. The proposed landscaping is considered to provide a positive amenity to both the future occupants and appropriate within the established streetscape. 2b – Refer to point 2a. 2c – Noted. 2d – Noted. 2e – The applicant has considered this DRP request. The applicant opted to retain the visitor bay to ensure compliance with the R-Codes requirements for onsite car parking. The applicant instead increased the quality of screening of the car parking with a front fence and landscaping. 2f – The application has provided details of the proposed front fencing, and has submitted a Landscape Plan in response to the DRP comments. 2g – The applicant has extended the landscaping along the rear boundary and maintained the maneuvering area to ensure vehicles can maneuver to leave the site in a forward direction. 2h – The proposal has been assessed against the R-Codes Volume 2, Element 3.3 and complies with the deep soil requirement. 2i – The applicant has maintained the landscape area adjacent to the bike park area. This arrangement is considered suitable within the car park area. 2i – Built in seating is proposed within the communal

	2j. The Panel suggested including casual seating in appropriate locations, including designing into the planter edge. 2k. The Panel suggested incorporating a generosity of landscape along the pedestrian entry sequence.	open space area provided at the first floor. 2k – Refer to point 2a.

	Design Review Panel Comments	*Planning Officer Comments*
Principle 3 - **Built form and scale**	*Good design ensures that the massing and height of development is appropriate to its setting and successfully negotiates between existing built form and the intended future character of the local area.*	
	3a. The Panel supports the overall form and scale, which is well articulated. 3b. The Panel supports the open walkways and circulation. 3c. The Panel supported proposed materials and colours and suggested breaking up the large frame element on the front elevation to reduce its overly imposing nature - for example, the use of two vertical cladded frames rather than one (with the living room windows as a recessive gap between them) to make the front elevation less imposing. Inclusion of operable panels for ventilation to the living/kitchens/balconies could also be explored, to provide further articulation to the somewhat imposing central area. 3d. The Panel commented that the ceiling heights should be checked by the applicant to ensure that a 2.7-metre ceiling for habitable rooms is achievable, noting the inclusion of services. 3e. The Panel supported the screening of car bays from the street.	3a – Noted 3b – Noted 3c – The applicant has removed the large blank wall element of the front façade. The redesign provides additional opens facing the street. 3d – 2.7m floor to ceiling heights are proposed. 3e - Noted

	Design Review Panel Comments	*Planning Officer Comments*
Principle 4 - **Functionality and build quality**	*Good design meets the needs of users efficiently and effectively, balancing functional requirements to perform well and deliver optimum benefit over the full life-cycle.*	
	4a. The Panel commended the location of the rooftop condensers. 4b. The Panel recommended to review the floor thickness and consider roller doors for stores to improve access. 4c. The Panel noted that the roof is complicated and the design and installation of the downpipe routes will be challenging. 4d. The Panel raised concerns regarding the servicing of PV cells and placement of Ale condensers and recommended provision to enable future access for maintenance. 4e. The Panel required further information on whether each habitable room has at least one window that permits an outlook and not overly screened or otherwise obscured. 4f. The Panel noted the waste management has been considered. 4g. The Panel noted the circulation areas are generous.	4a – Noted 4b – The applicant has proposed manual roller doors to all stores as requested by the DRP. 4c – Noted, the City has recommended a condition for a Stormwater Plan be prepared and submitted to the City for approval prior to lodging for a Building Permit. 4d – The roof is accessible from the external ladder for maintenance purposes. 4e – All habitable rooms are provided with a minimum of one major opening. Windows are provided with various screening elements to restrict direct overlooking of neighboring properties. 4f – Noted 4g - Noted

	Design Review Panel Comments	*Planning Officer Comments*
Principle 5 - **Sustainability**	*Good design optimises the sustainability of the built environment, delivering positive environmental, social and economic outcomes.*	

	5a. The Panel supported natural cross ventilation for all apartments. 5b. The Panel noted that there are no solely south-facing apartments. 5c. The Panel supported the allowance for bike parking. 5d. The Panel recommends the development of a sustainability strategy and suggested engaging with an ESD consultant. 5e. The Panel suggested providing individual EV charging points compared to shared ones. 5f. The Panel suggested allowance for future integration of batteries. 5g. The Panel suggested more recycled/recyclable materials to be more sustainable.	5a – Noted 5b – Noted 5c – noted 5d – The City has recommended a Sustainability Report be prepared to the satisfaction of the City prior to lodging a Building Permit, and for its implementation prior to occupation. The report shall include the proposed sustainability incentives. 5e – The applicant has proposed EV charging at the ground floor. 5f – Noted, this would be subject to a separate future development application. 5g – Refer to point 5d. This will be incorporated into the future Sustainability Report.

	Design Review Panel Comments	*Planning Officer Comments*
Principle 6 - **Amenity**	*Good design optimises internal and external amenity for occupants, visitors and neighbours, providing environments that are comfortable, productive and healthy.*	
	6a. The Panel noted good access to light and ventilation. 6b. The Panel supported the generous room sizes and supports the outlook from the windows. 6c. The Panel noted the living areas are tight on the widths but more generous in length. 6d. The Panel suggested adding dimensions to balconies to confirm sizes. 6e. The Panel suggested adding a side window to B2 Apartments 7 and 11 as per Apartment 3.	6a – Noted 6b – Noted 6c – Noted, the proposed room and apartment dimensions are compliant with the requirements of the R-Codes Volume 2. 6d – The City has assessed the balcony sizes against the R-Codes Volume 2. The proposed balconies are compliant with the requirements of the R-Codes. 6e – The applicant has included the side window to apartments 7 and 11 as requested by the DRP.

	Design Review Panel Comments	*Planning Officer Comments*
Principle 7 - **Legibility**	*Good design results in buildings and places that are legible, with clear connections and easily identifiable elements to help people find their way around.*	
	7a. The Panel noted a clear line of sight to the front door. 7b. The Panel supported the pedestrian access separate from vehicle access. 7c. The Panel supported the ground floor apartment having its own entrance. 7d. The Panel supports the dropped ceiling in the carpark to indicate the entrance. 7e. The Panel noted that the car park layout is simple. 7f. The Panel supported the choice of a lift or stairs in the lobby. 7g. The Panel noted the entry sequence could be further strengthened – consider extending the pergola to the street and lengthening the Internal corridor to move the door closer to the street.	7a – Noted 7b – Noted 7c – Noted 7d – Noted 7e – Noted 7f – noted 7g – The applicant has extended the pergola to the street as per the DRP comments.

	Design Review Panel Comments	*Planning Officer Comments*
Principle 8 - **Safety**	*Good design optimises safety and security, minimising the risk of personal harm and supporting safe behaviour and use.*	
	8a. The Panel noted passive surveillance of the street from all levels. 8b. The Panel supports the use of lighting. 8c. The Panel noted sightlines appear to be okay.	8a – Noted 8b – Noted 8c - Noted

	Design Review Panel Comments	*Planning Officer Comments*
Principle 9 - **Community**	*Good design responds to local community needs as well as the wider social context, providing environments that support a diverse range of people and facilitate social interaction.*	

	9a. The Panel supports the first floor having a high-quality passive landscape space for residents, however, a Landscape Architect should be engaged to further refine the design for this area. 9b. The Panel suggested that the requirements for public art are checked. 9c. The Panel supports the entrance to the units from the communal space. 9d. The Panel suggested considering moving the seating/gathering area in the first floor courtyard closer to the side boundary or other means to enhance the privacy for the adjacent apartments in addition to appropriate landscaping.	9a – Noted, Refer to point 2a. 9b – The City's Local Planning Policy No. 11 only applies for where the developments value is over $4.5 million. Therefore, there is no proposed public art requirement. 9c – Noted. 9d – The applicant has amended the seating within the first floor courtyard as per the DRP's recommendation.

	Design Review Panel Comments	*Planning Officer Comments*
Principle 10 **Aesthetics**	*Good design is the product of a skilled, judicious design process that results in attractive and inviting buildings and places that engage the senses.*	
	10a. The Panel supports the aesthetics but suggested reviewing the singular cladded frame on the front elevation. 10b. The Panel suggested adjusting material and colours, based on surrounding buildings to reinforce the character of the place. 10c. The Panel suggested enhancing the central section of the front elevation. 10d. The Panel suggested using materials like face brick to the ground floor to reflect local context and character. 10e. The Panel suggested reconsidering the use of 'black' at ground floor level to reduce its oppressive nature and enhance the presence of the ground floor unit. 10f. The Panel suggested considering the visual impact for apartments overlooking the metal deck roof.	10a – The applicant has amended the front façade as per the DRP comments 10b – Refer to point 1c 10c – The applicant has amended the front façade which has removed the central blank walls, and replaced with major openings fronting the street. 10d – The applicant has included brick façade on the ground floor as per the DRP's comments. 10e – the applicant has selected lighter colours at the ground floor as per the DRP's comments. 10f – The proposal has maintained the proposed window and roof arrangement.



City of Belmont
AMENDED PLANS
RECEIVED 22/08/2025
Application No: 428/2024

NOTES:
- This is not a working drawing & further structural drawings may be required.
- All dimensions & levels to be checked on site prior to construction. If no survey has been undertaken, all measurements must be taken from building at set out. Some minor adjustments may be required depending on material sizes selected.
- All landscape works are to be in compliance with Council & State Regulations & in accordance with Australian Standards. The client in conjunction with the installing Landscaper, is responsible for submitting plans for Council approval.
- All plants are selected by a qualified Landscape Architect, but may be subjected to extreme weather conditions, water deprivation, pests & diseases; therefore no warranty is offered for the success of a specified planting.
- Naturesque specifies that all trees should be root barriered, however tree growth can be unpredictable & no warranty will be offered for any future damage to buildings, pools, footings, or paving by selected trees.

CONDITIONS:
- Naturesque owns the copyright of this design. No part of the plan may be reproduced without permission & photographs used for promotional & commercial purposes, must credit Naturesque as the designer of the landscape.

NATURESQUE
LANDSCAPE ARCHITECTURE
P 0447855946
E design@naturesque.com.au
W naturesque.com.au

PROPOSED MULTIPLE DWELLINGS
26 BEVERLEY RD, CLOVERDALE
GROUND FLOOR LANDSCAPE CONCEPT PLAN

Proj No: C160/01
Dwg Date: 19/08/25
Dwg Scale: 1:100 @ A2
Drawn By: Fran Thevessen BLA (Hons)

C160/01

1ST FLOOR

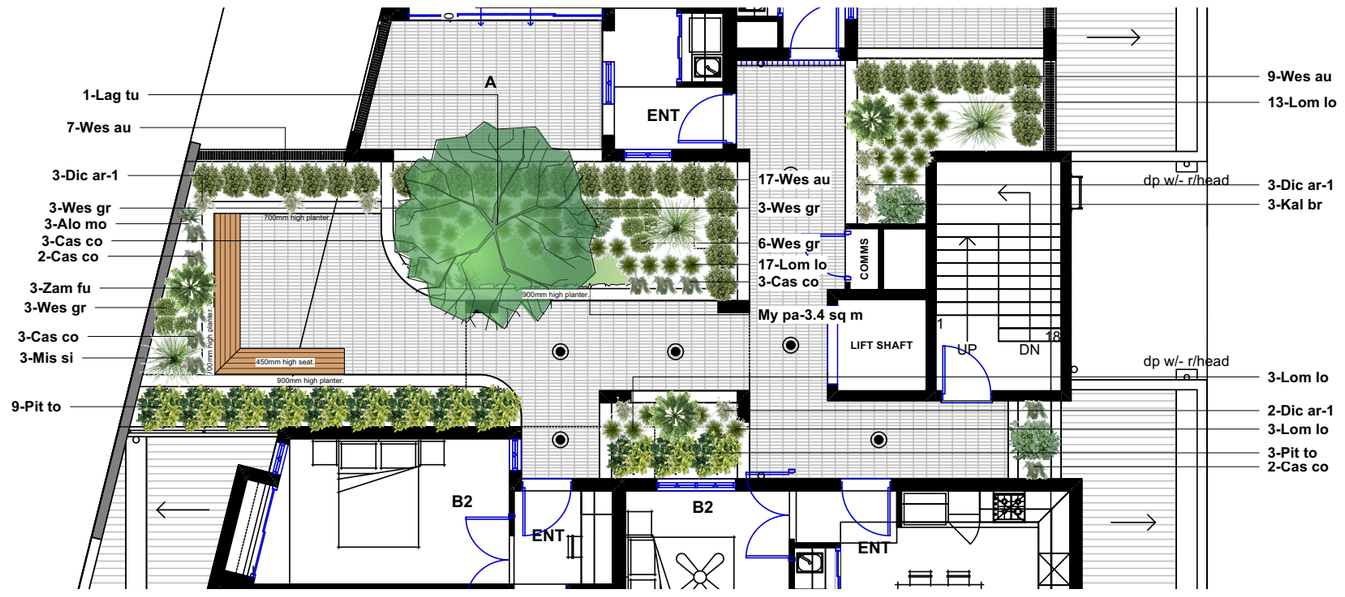

2ND & 3RD FLOORS

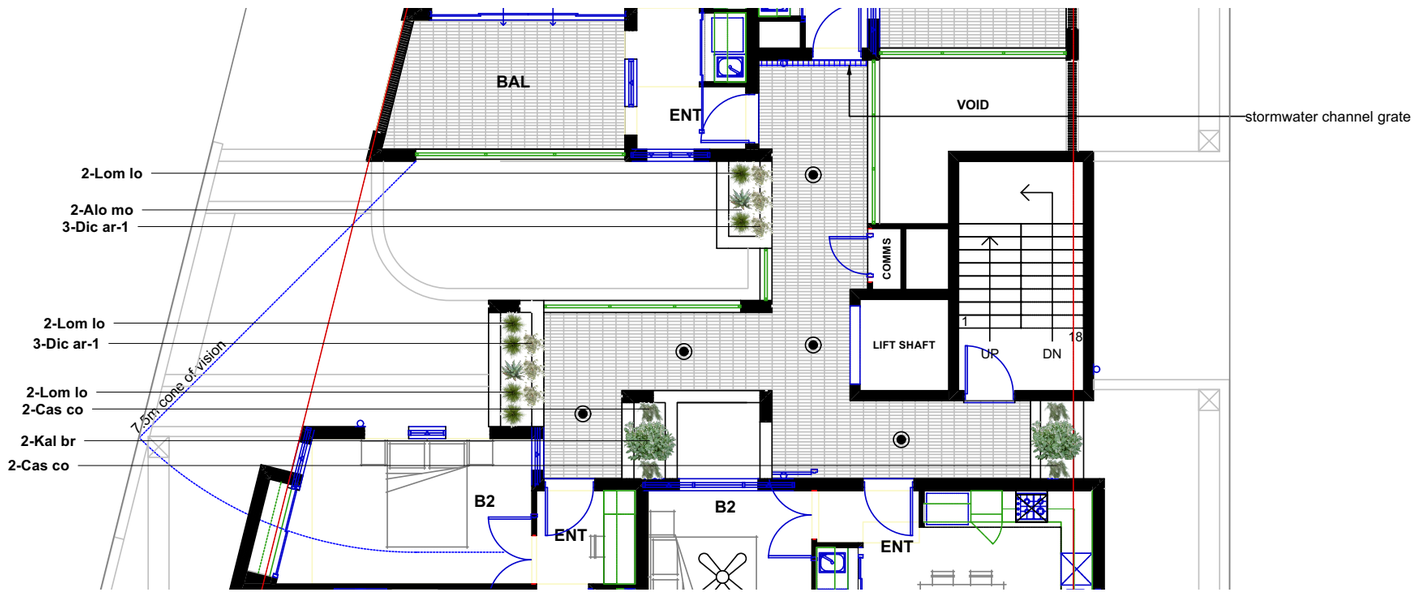

PLANT LIST						
Image	ID	Qty	Botanical Name	Common Name	Scheduled Size	Remarks
	Alo mo	17	Aloe 'Moonglow'	Hybrid aloe	12lt	
	Ani go	48	Anigozanthos 'Gold velvet'	Yellow kangaroo paw	14cm	
	Ban in	1	Banksia integrifolia	Coastal banksia	90lt	Select advanced well balanced specimen suitable for location.
	Cas co	34	Casuarina glauca 'Cousin it'	Cousin it casuarina	14cm	To form groundcover as shown.
	Cri pe	7	Crinum pedunculatum	Swamp lily	17cm	
	Cup an	2	Cupaniopsis anacardioides	Tuckeroo	90lt	Select advanced well balanced specimen with good spreading canopy.
	Dic ar	47	Dichondra argentea 'Silver falls'	Silver nickel vine	13cm	To spill over retaining & form groundcover as shown.
	Dic ar-1	20	Dichondra argentea 'Silver falls'	Silver nickel vine	13cm	To spill over retaining & form groundcover as shown.
	Ere gl	4	Eremophila glabra 'Blue horizon'	Tar bush	13cm	
	Hym fl	2	Hymenosporum flavum	Native frangipani	90lt	Select advanced well balanced specimen suitable for location.
	Kal br	7	Kalanchoe bracteata 'Silver teaspoons'	Silver teaspoons	15cm	
	Lag tu	1	Lagerstroemia indica x fauriei 'Tuscarora'	Crepe myrtle	90lt	Select advanced well balanced specimen with good spreading canopy.
	Lir mu	51	Liriope muscari 'Just right'	Lilyturf	14cm	
	Lom lo	103	Lomandra longifolia x confertifolia 'Lime tu	Mat rush	14cm	
	Mis si	3	Miscanthus sinensis	Chinese silver grass	12lt	
	Myo pa	3	Myoporium parvifolium 'Yareena'	Creeping Boobialla	13cm	To form groundcover as shown.
	Ole sw	3	Olea 'Swan hill'	Olive	90lt	Select advanced well balanced specimens with good spreading canopies.
	Phi xa	14	Philodendron 'Xanadu'	Philodendron	14cm	
	Pit to	34	Pittosporum tobira 'Miss muffet'	Dwarf pittosporum	5lt	
	Tra ja	5	Trachelospermum jasminioides	Star jasmine	14cm	
	Vib de	5	Viburnum odoratissimum 'Dense fence'	Sweet Viburnum	12lt	Prune to informal hedge at desired height.
	Vio he	121	Viola hederacea	Native violet	14cm	
	Wes au	65	Westringia fruticosa 'Aussie box'	Coastal rosemary	17cm	
	Wes gr	21	Westringia fruticosa 'Grey box'	Coastal rosemary	14cm	
	Zam fu	8	Zamia furfuracea	Cardboard palm	12lt	Select advanced symmetrical specimen suitable for location.

LANDSCAPE LEGEND

Landscape Works

1. All areas are to be fine graded evenly to match kerb levels and surrounding finishes.

2. Surfaces must be free from depressions, irregularities, and noticeable changes in grade. Levels should not deviate more than 20mm over one linear metre.

Soil Preparation

1. All planting areas to be spread with a minimum of 30mm of approved standard soil conditioner, ripped into existing soil to a minimum depth of 200mm.

2. Turf areas to be evenly spread with 30mm of approved standard soil conditioner, ripped into the existing site soil to a depth of 100mm.

Planting

1. All planted areas to be mulched with organic coarse bark chip mulch to a minimum depth of 100mm, unless otherwise specified.

2. Advanced trees to be staked with 50 x 50mm hardwood posts, painted black, and installed to a minimum depth of 500mm. Trees to be secured with rubber ties in a figure-eight configuration.

3. Trees planted within 1000mm of boundary walls or parking areas to be installed with 600mm deep Nylex root barrier membrane, as per manufacturer's specifications.

4. Planting setout to be verified by the superintendent before installation begins.

Irrigation

1. All planting and turf areas to be irrigated via a fully automatic system from mains supply.

2. All shrubs and groundcovers to be irrigated via subsurface drip irrigation.

3. All trees to be irrigated via bubblers, with one to three bubblers per tree depending on size.

4. Turf to be irrigated via articulated risers.

5. Sleeves beneath paved surfaces to be provided by others.

6. Irrigation controller to be located in store room unless otherwise noted.

7. System to operate via dual program, allowing separate schedules for turf and planted areas.

8. Hydrozoning principles to be applied, with stations calibrated to plant water demand.

9. Smart irrigation system to include soil moisture and rain sensors, with automatic response to moisture levels and weather.

10. Passive irrigation principles to be incorporated, directing stormwater to gardens before drainage.

11. Watering schedules to be programmed in accordance with council guidelines.

General

1. All dimensions are in millimetres unless otherwise noted.

2. Scales as noted and based on A1 sheet size.

3. Drawings to be read in conjunction with all relevant schedules, reports, specifications, and project documentation.

4. Refer to associated documentation (by others) for finished levels, planter heights, drainage design, and water connection points.

PLANT IMAGES


Aloe 'Moonglow'


Lomandra longifolia x confertifolia 'Lime tuff'


Anigozanthos 'Gold velvet'


Miscanthus sinensis


Banksia integrifolia


Myoporium parvifolium 'Yareena'


Casuarina glauca 'Cousin it'


Olea 'Swan hill'


Crinum pedunculatum


Philodendron 'Xanadu'


Cupaniopsis anacardioides


Pittosporum tobira 'Miss muffet'


Dichondra argentea 'Silver falls'


Trachelospermum jasminioides


Eremophila glabra 'Blue horizon'


Viburnum odoratissimum 'Dense fence'


Hymenosporum flavum


Viola hederacea


Kalanchoe bracteata 'Silver teaspoons'


Westringia fruticosa 'Aussie box'


Lagerstroemia indica x fauriei 'Tuscarora'


Westringia fruticosa 'Grey box'


Liriope muscari 'Just right'


Zamia furfuracea

City of Belmont
AMENDED PLANS
RECEIVED 22/08/2025
Application No: 428/2024

NOTES:
•This is not a working drawing & further structural drawings may be required.
•All dimensions & levels to be checked on site prior to construction. If no survey has been undertaken, all measurements must be taken from building at set out. Some minor adjustments may be required depending on material sizes selected.
•All landscape works are to be in compliance with Council & State Regulations & in accordance with Australian Standards. The client in conjunction with the installing Landscaper, is responsible for submitting plans for Council approval.
•All plants are selected by a qualified Landscape Architect, but may be subjected to extreme weather conditions, water deprivation, pests & diseases; therefore no warranty is offered for the success of a specified planting.
•Naturesque specifies that all trees should be root barriered, however tree growth can be unpredictable & no warranty will be offered for any future damage to buildings, pools, footings, or paving by selected trees.

CONDITIONS:
•Naturesque owns the copyright of this design. No part of the plan may be reproduced without permission & photographs used for promotional & commercial purposes, must credit Naturesque as the designer of the landscape.

NATURESQUE
LANDSCAPE ARCHITECTURE
P 0447855946
E design@naturesque.com.au
W naturesque.com.au

PROPOSED MULTIPLE DWELLINGS
26 BEVERLEY RD, CLOVERDALE
1ST, 2ND & 3RD FLOOR LANDSCAPE CONCEPT PLAN

Proj No: C160/02
Dwg Date: 19/08/25
Dwg Scale: 1:100 @ A2
Drawn By: Fran Thevessen BLA (Hons)

C160/02

urbii
Sustainable Transport. Safe Solutions

26 Beverley Rd, Cloverdale
Proposed Residential Development

TRANSPORT IMPACT STATEMENT



Prepared for:
Mark Anthony Design

August 2025

City of Belmont
AMENDED PLANS
RECEIVED 11/08/2025
Application No: 428/2024

26 Beverley Rd, Cloverdale

Prepared for: Mark Anthony Design
Prepared by: Paul Ghantous
Date: 9 August 2025
Project number: U25.101

Version control

Version No.	Date	Prepared by	Revision description	Issued to
U25.101.r01	09/08/25	Paul Ghantous	FINAL	Mark Anthony Design

Scan me

Urbii Consulting Pty Ltd
ABN 34 630 529 476
PO BOX 4315
BALDIVIS WA 6171
T: + 61 433 858 164
E: customer@urbii.com.au
W: www.urbii.com.au

City of Belmont
AMENDED PLANS
RECEIVED 11/08/2025
Application No: 428/2024

© Urbii 2025. Copyright in the whole and every part of this document belongs to Urbii and may not be used, sold, transferred, copied or reproduced in whole or in part in any manner or form or in or on any media to any person other than by agreement with Urbii. This document is produced by Urbii solely for the benefit and use by the client in accordance with the terms of the engagement. Urbii does not and shall not assume any responsibility or liability whatsoever to any third party arising out of any use or reliance by any third party on the content of this document.

Contents

1 INTRODUCTION 5
2 SCOPE OF WORK 7
3 PROPOSED DEVELOPMENT 8
4 VEHICLE ACCESS AND PARKING 9
4.1 Vehicle access 9
4.2 Parking supply 10
5 PROVISION FOR SERVICE VEHICLES 11
6 HOURS OF OPERATION 12
7 DAILY TRAFFIC VOLUMES AND VEHICLE TYPES 13
7.1 Traffic generation 13
7.2 Impact on surrounding roads 14
8 TRAFFIC MANAGEMENT ON THE FRONTAGE ROADS 15
9 PUBLIC TRANSPORT ACCESS 18
10 PEDESTRIAN ACCESS 25
10.1 Pedestrian facilities and level of service 25
11 BICYCLE ACCESS 26
11.1 Bicycle network 26
11.2 Sustainable transport catchment 29
12 SITE SPECIFIC ISSUES 30
13 SAFETY ISSUES 31
14 CONCLUSION 33
15 APPENDICES 34

City of Belmont
AMENDED PLANS
RECEIVED 11/08/2025
Application No: 428/2024

Figures

Figure 1: Subject site 5
Figure 2: Existing site 6
Figure 3: WAPC Transport Assessment Guidelines – reporting requirements 7
Figure 4: Existing site crossover on Beverley Road 9
Figure 5: Proposed vehicle access 10
Figure 6: Main Roads WA road hierarchy plan 16
Figure 7: Main Roads WA road speed zoning plan 16
Figure 8: Road types and criteria for Western Australia 17
Figure 9: Transperth public transport plan (routes 37, 38 & 39) 19
Figure 10: Transperth public transport plan (route 270) 20
Figure 11: Transperth public transport plan (routes 284 & 285) 21
Figure 12: Transperth public transport plan (route 293) 22
Figure 13: Transperth public transport plan (route 935) 23
Figure 14: Transperth public transport plan (routes 998 & 999) 24
Figure 15: Western Australian Cycling Network Hierarchy 26
Figure 16: Perth and Peel Long Term Cycle Network plan (LTCN) 27
Figure 17: Strava cycling heatmap 28
Figure 18: Cycling and micro-mobility catchment 29
Figure 19: 5-year crash map in the locality (2020-2024) 31

Tables

Table 1: Adopted trip rates for traffic generation 13
Table 2: Traffic generation – Weekday AM and PM peak hours 13
Table 3: Public transport routes 18
Table 4: Traffic volume thresholds for pedestrian crossings 25
Table 5: 5-year crash history in the locality (2020-2024) 32

Appendices

Appendix A: Proposed development plans 34

City of Belmont
AMENDED PLANS
RECEIVED 11/08/2025
Application No: 428/2024

1 Introduction

This Transport Impact Statement has been prepared by Urbii on behalf of Mark Anthony Design with regards to the proposed residential development, located at 26 Beverley Rd, Cloverdale.

The subject site is situated on the south-eastern side of Beverley Road, near the intersection with Fisher Street, as shown in Figure 1. The site presently accommodates a residential dwelling (Figure 2) and is surrounded by a mix of residential, commercial and retail land uses. Belmont Forum is accessible within 300m walking distance to the west.

It is proposed to develop the site into a residential development, delivering 13 apartment units.

The key issues that will be addressed in this report include the traffic generation and distribution of the proposed development, access and egress movement patterns, car parking and access to the site for alternative modes of transport.



Figure 1: Subject site

City of Belmont
AMENDED PLANS
RECEIVED 11/08/2025
Application No: 428/2024



Figure 2: Existing site

Source: Google Streetview Image

City of Belmont
AMENDED PLANS
RECEIVED 11/08/2025
Application No: 248/2024

2 Scope of work

The WAPC *Transport Assessment Guidelines 2016* identifies the proposed development as being "low impact" (Figure 3). A Transport Impact Statement (TIS) has been prepared to support a robust Development Application and to assist the LGA with demonstration of traffic impact.

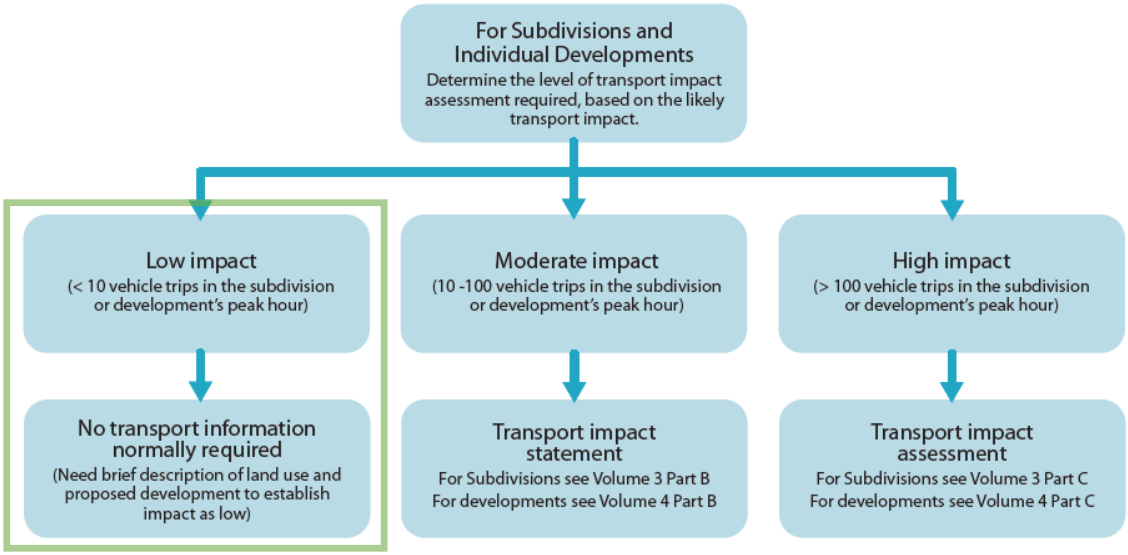

Figure 3: WAPC Transport Assessment Guidelines – reporting requirements

City of Belmont
AMENDED PLANS
RECEIVED 11/08/2025
Application No: 428/2024

3 Proposed development

The proposal for the subject site is for a multiple dwelling residential development, comprising:

- A total of 13 residential dwellings;
- 12 resident car parking bays (one bay per unit);
- 4 visitor car parking bays;
- 8 bicycle parking spaces for the shared use of residents and visitors; and,
- A centralised bin store for the development.

Vehicle access to the site is proposed via one crossover on Beverley Road. Bins will be wheeled out from the communal bin store for collection from the verge.

People walking and cycling will access the development from the external path network abutting the site.

The proposed development plans are included for reference in Appendix A.

City of Belmont
AMENDED PLANS
RECEIVED 11/08/2025
Application No: 428/2024

4 Vehicle access and parking

4.1 Vehicle access

The proposed vehicular access arrangements have been reviewed for efficient and safe traffic circulation.

4.1.1 Existing vehicle access

Existing vehicle access to the site is via one crossover on Beverley Road (Figure 4).



Figure 4: Existing site crossover on Beverley Road

City of Belmont
AMENDED PLANS
RECEIVED 11/08/2025
Application No: 428/2024

4.1.2 Proposed vehicle access

As detailed in the proposed development plans and in Figure 5, it is proposed to relocate the existing crossover to the middle of the site. The driveway is 6m wide, which is sufficient for two-way traffic flow.

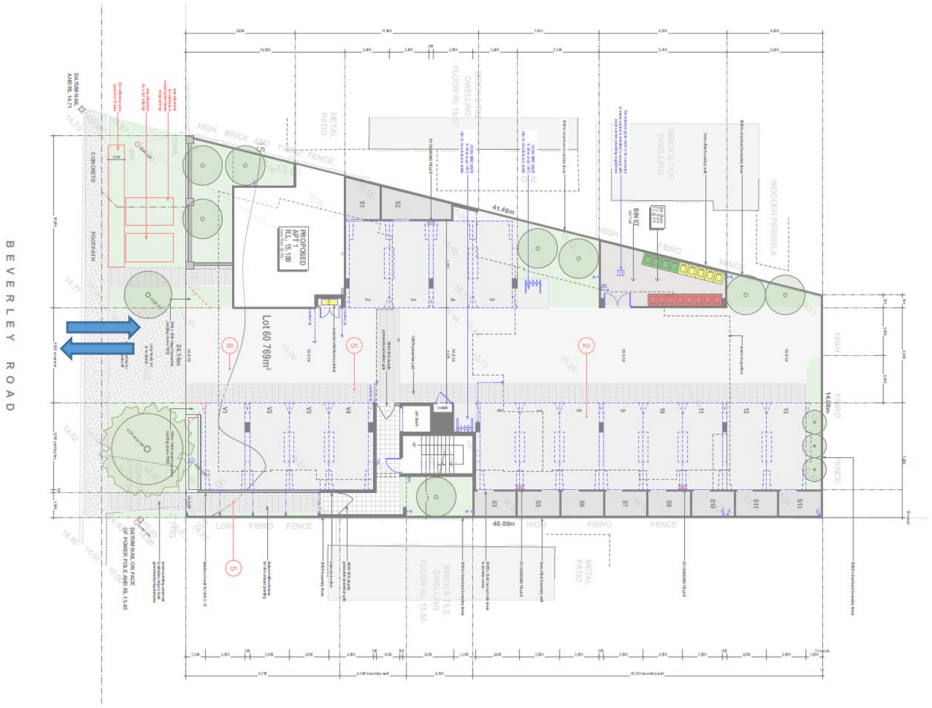

Figure 5: Proposed vehicle access

4.2 Parking supply

The proposed development provides the following parking allocation:

- 12 car parking spaces for residents.
- 4 car parking spaces provided onsite for visitors.

The proposed car parking supply is sufficient to meet the needs of the development and is compliant with the requirements of R-Codes.

City of Belmont
AMENDED PLANS
RECEIVED 11/08/2025
Application No: 428/2024

5 Provision for service vehicles

The proposed development is residential in nature and will not generate significant delivery and other service vehicle traffic. Bins will be wheeled out from the centralised bin store for waste collection from Beverley Road.

City of Belmont
AMENDED PLANS
RECEIVED 11/08/2025
Application No: 428/2024

6 Hours of operation

For most residential developments, the peak traffic hours typically coincide with the weekday commuter AM and PM peak hours on the surrounding road network.

The weekday AM peak hour in the Perth Metropolitan Area usually occurs between 7am to 9am and the weekday PM peak hour occurs between 4pm to 6pm. The peak hours for the proposed development are anticipated to coincide with these times.

City of Belmont
AMENDED PLANS
RECEIVED 11/08/2025
Application No: 428/2024

7 Daily traffic volumes and vehicle types

7.1 Traffic generation

The traffic volume that will be generated by the proposed development has been estimated using trip generation rates derived with reference to the following sources:

- RTA *Guide to Traffic Generating Developments (2002);*
- RTA TDT 2013/ 04a; and
- RTA NSW *Guide to Transport Impact Assessment* 2024.

The trip generation rates adopted are detailed in Table 1.

Table 1: Adopted trip rates for traffic generation

Land use	Trip rate source	Daily rate	AM rate	PM rate	AM-in	AM-out	PM-in	PM-out
Residential	RTA NSW - Medium density residential building	5	0.5	0.5	25%	75%	65%	35%

The estimated traffic generation of the proposed development is detailed in Table 2. The proposed development is estimated to generate a total of 65 vehicles per day (vpd), with 7 vehicles per hour (vph) generated during the AM and PM peak hours, respectively.

These trips include both inbound and outbound vehicle movements. It is anticipated that most of the vehicle types would be passenger cars and SUVs.

Table 2: Traffic generation – Weekday AM and PM peak hours

Land use	Quantity	Daily Trips	AM Trips	PM Trips	AM Peak Trips		PM Peak Trips	
					IN	OUT	IN	OUT
Residential	13	65	7	7	2	5	5	2

City of Belmont
AMENDED PLANS
RECEIVED 11/08/2025
Application No: 428/2024

7.2 Impact on surrounding roads

The WAPC Transport Impact Assessment Guidelines for Developments (2016) provides the following guidance on the assessment of traffic impacts:

> "As a general guide, an increase in traffic of less than 10 percent of capacity would not normally be likely to have a material impact on any particular section of road but increases over 10 percent may. All sections of road with an increase greater than 10 percent of capacity should therefore be included in the analysis. For ease of assessment, an increase of 100 vehicles per hour for any lane can be considered as equating to around 10 percent of capacity. Therefore, any section of road where development traffic would increase flows by more than 100 vehicles per hour for any lane should be included in the analysis."

The proposed development will not increase traffic flows on any roads adjacent to the site by the quoted WAPC threshold of +100vph to warrant further analysis. Therefore, the impact on the surrounding road network is acceptable.

City of Belmont
AMENDED PLANS
RECEIVED 11/08/2025
Application No: 428/2024

8 Traffic management on the frontage roads

Information from online mapping services, Main Roads WA, Local Government, and/or site visits was collected to assess the existing traffic management on frontage roads.

8.1.1 Beverley Road

Beverley Road near the subject site is an approximately 7m wide, two-lane undivided road. A footpath for walking and cycling is provided along the south-eastern side of the road.

Beverley Road is classified as an *Access* road in the Main Roads WA road hierarchy (Figure 6) and operates under a speed limit of 50km/h (Figure 7). Access roads are the responsibility of Local Government and are for the provision of vehicle access to abutting properties. (Figure 8).

No traffic data was available at the time of preparation of this report. However, access roads typically carry under 3,000 vehicles per day.

City of Belmont
AMENDED PLANS
RECEIVED 11/08/2025
Application No: 428/2024

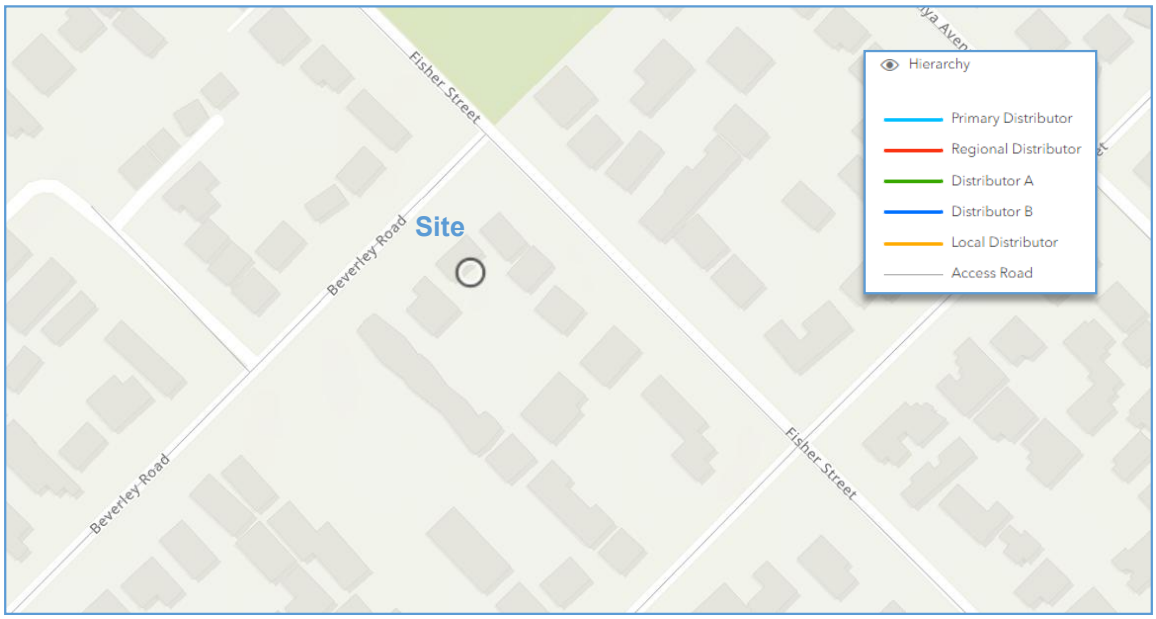

Figure 6: Main Roads WA road hierarchy plan

Source: Main Roads WA Road Information Mapping System (RIM)

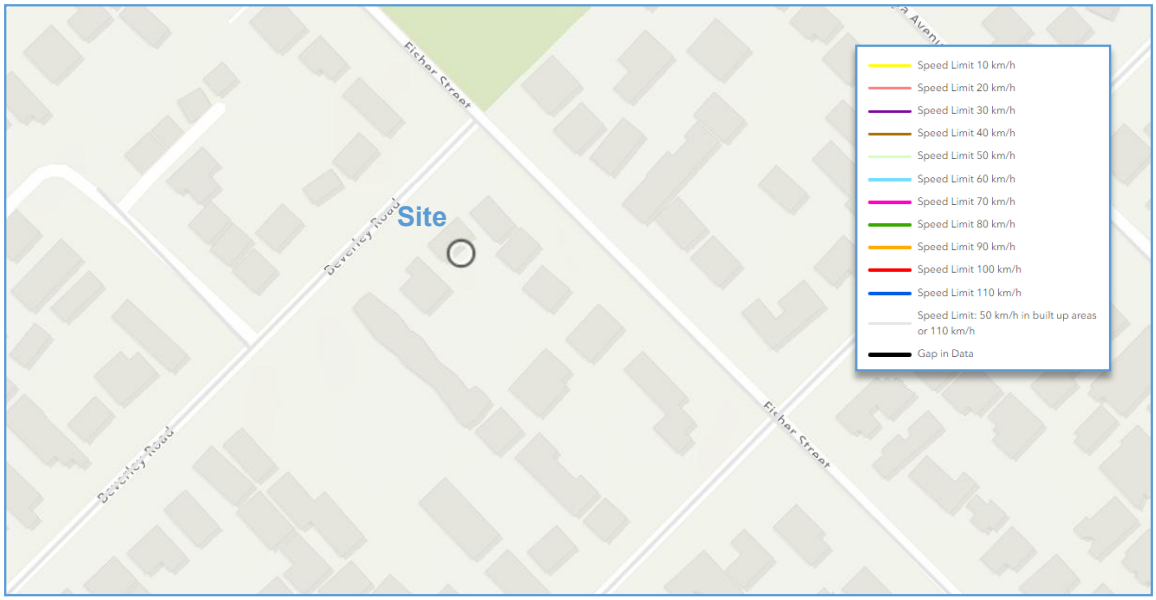

Figure 7: Main Roads WA road speed zoning plan

Source: Main Roads WA Road Information Mapping System (RIM)

City of Belmont
AMENDED PLANS
RECEIVED 11/08/2025
Application No: 428/2024

ROAD HIERARCHY FOR WESTERN AUSTRALIA
ROAD TYPES AND CRITERIA (see Note 1)

CRITERIA	PRIMARY DISTRIBUTOR (PD) (see Note 2)	DISTRICT DISTRIBUTOR A (DA)	DISTRICT DISTRIBUTOR B (DB)	REGIONAL DISTRIBUTOR (RD)	LOCAL DISTRIBUTOR (LD)	ACCESS ROAD (A)
Primary Criteria						
1. Location (see Note 3)	All of WA incl. BUA	Only Built Up Area.	Only Built Up Area.	Only Non Built Up Area. (see Note 4)	All of WA incl. BUA	All of WA incl. BUA
2. Responsibility	Main Roads Western Australia.	Local Government.	Local Government.	Local Government.	Local Government.	Local Government.
3. Degree of Connectivity	High. Connects to other Primary and Distributor roads.	High. Connects to Primary and/or other Distributor roads.	High. Connects to Primary and/or other Distributor roads.	High. Connects to Primary and/or other Distributor roads.	Medium. Minor Network Role Connects to Distributors and Access Roads.	Low. Provides mainly for property access.
4. Predominant Purpose	Movement of inter regional and/or cross town/city traffic, e.g. freeways, highways and main roads.	High capacity traffic movements between industrial, commercial and residential areas.	Reduced capacity but high traffic volumes travelling between industrial, commercial and residential areas.	Roads linking significant destinations and designed for efficient movement of people and goods between and within regions.	Movement of traffic within local areas and connect access roads to higher order Distributors.	Provision of vehicle access to abutting properties
Secondary Criteria						
5. Indicative Traffic Volume (AADT)	In accordance with Classification Assessment Guidelines.	Above 8 000 vpd	Above 6 000 vpd.	Greater than 100 vpd	Built Up Area - Maximum desirable volume 6 000 vpd. Non Built Up Area – up to 100 vpd.	Built Up Area - Maximum desirable volume 3 000 vpd. Non Built Up Area – up to 75 vpd.
6. Recommended Operating Speed	60 – 110 km/h (depending on design characteristics).	60 – 80 km/h.	60 – 70 km/h.	50 – 110 km/h (depending on design characteristics).	Built Up Area 50 - 60 km/h (desired speed) Non Built Up Area 60 – 110 km/h (depending on design characteristics).	Built Up Area 50 km/h (desired speed). Non Built Up Area 50 – 110 km/h (depending on design characteristics).
7. Heavy Vehicles permitted	Yes.	Yes.	Yes.	Yes.	Yes, but preferably only to service properties.	Only to service properties.
8. Intersection treatments	Controlled with appropriate measures e.g. high speed traffic management, signing, line marking, grade separation.	Controlled with appropriate measures e.g. traffic signals.	Controlled with appropriate Local Area Traffic Management.	Controlled with measures such as signing and line marking of intersections.	Controlled with minor Local Area Traffic Management or measures such as signing.	Self controlling with minor measures.
9. Frontage Access	None on Controlled Access Roads. On other routes, preferably none, but limited access is acceptable to service individual properties.	Prefer not to have residential access. Limited commercial access, generally via service roads.	Residential and commercial access due to its historic status Prefer to limit when and where possible.	Prefer not to have property access. Limited commercial access, generally via lesser roads.	Yes, for property and commercial access due to its historic status. Prefer to limit whenever possible. Side entry is preferred.	Yes.
10. Pedestrians	Preferably none. Crossing should be controlled where possible.	With positive measures for control and safety e.g. pedestrian signals.	With appropriate measures for control and safety e.g. median/islands refuges.	Measures for control and safety such as careful siteing of school bus stops and rest areas.	Yes, with minor safety measures where necessary.	Yes.
11. Buses	Yes.	Yes.	Yes.	Yes.	Yes.	If necessary (see Note 5)
12. On-Road Parking	No (emergency parking on shoulders only).	Generally no. Clearways where necessary.	Not preferred. Clearways where necessary.	No – emergency parking on shoulders – encourage parking in off road rest areas where possible.	Built Up Area – yes, where sufficient width and sight distance allow safe passing. Non Built Up Area – no. Emergency parking on shoulders.	Yes, where sufficient width and sight distance allow safe passing.
13. Signs & Linemarking	Centrelines, speed signs, guide and service signs to highway standard.	Centrelines, speed signs, guide and service signs.	Centrelines, speed signs, guide and service signs.	Centrelines, speed signs and guide signs.	Speed and guide signs.	Urban areas – generally not applicable. Rural areas - Guide signs.
14. Rest Areas/Parking Bays	In accordance with Main Roads' *Roadside Stopping Places Policy*.	Not Applicable.	Not Applicable.	Parking Bays/Rest Areas. Desired at 60km spacing.	Not Applicable.	Not Applicable.

Figure 8: Road types and criteria for Western Australia

Source: Main Roads Western Australia D10#10992

City of Belmont
AMENDED PLANS
RECEIVED 11/08/2025
Application No: 428/2024

9 Public transport access

Information was collected from Transperth, PTA and site visits to assess the existing public transport access to and from the site.

The subject site has access to the following bus service within 400m walking distance of the site, as detailed in Table 3:

Table 3: Public transport routes

Route Number	Route Description
37	Airport Central Stn - Oats Street Stn via Belmont Forum Shop Ctr (Figure 9)
38	Perth – Cloverdale via Shepperton Rd & Carlisle Stn & Belmont Forum (Figure 9)
39	Perth - Redcliffe Stn via Star St & Belmont Forum (Figure 9)
270	High Wycombe Stn - Perth via Kewdale & Belmont Forum Shop Ctr (Figure 10)
284	Belmont Forum Shop Ctr - Curtin University via Carlisle Stn & Albany Hwy (Figure 11)
285	Oats St Stn to Kewdale via Orrong Rd (Figure 11)
293	Redcliffe Stn - High Wycombe Stn via Abernethy Rd & Belmont Forum (Figure 12)
935 (High Freq)	Redcliffe Stn - Kings Park via Belmont Forum Shop Ctr & Perth (Figure 13)
998 (High Freq)	CircleRoute – Clockwise (Figure 14)
999 (High Freq)	CircleRoute - Anti-Clockwise (Figure 14)

Public transport services provide a viable alternative mode of transport for residents and visitors of the proposed development. Bus services provide excellent coverage and connectivity to the rail network. A number of bus services are high frequency, with access to the circle routes within walking distance of the site.

City of Belmont
AMENDED PLANS
RECEIVED 11/08/2025
Application No: 428/2024

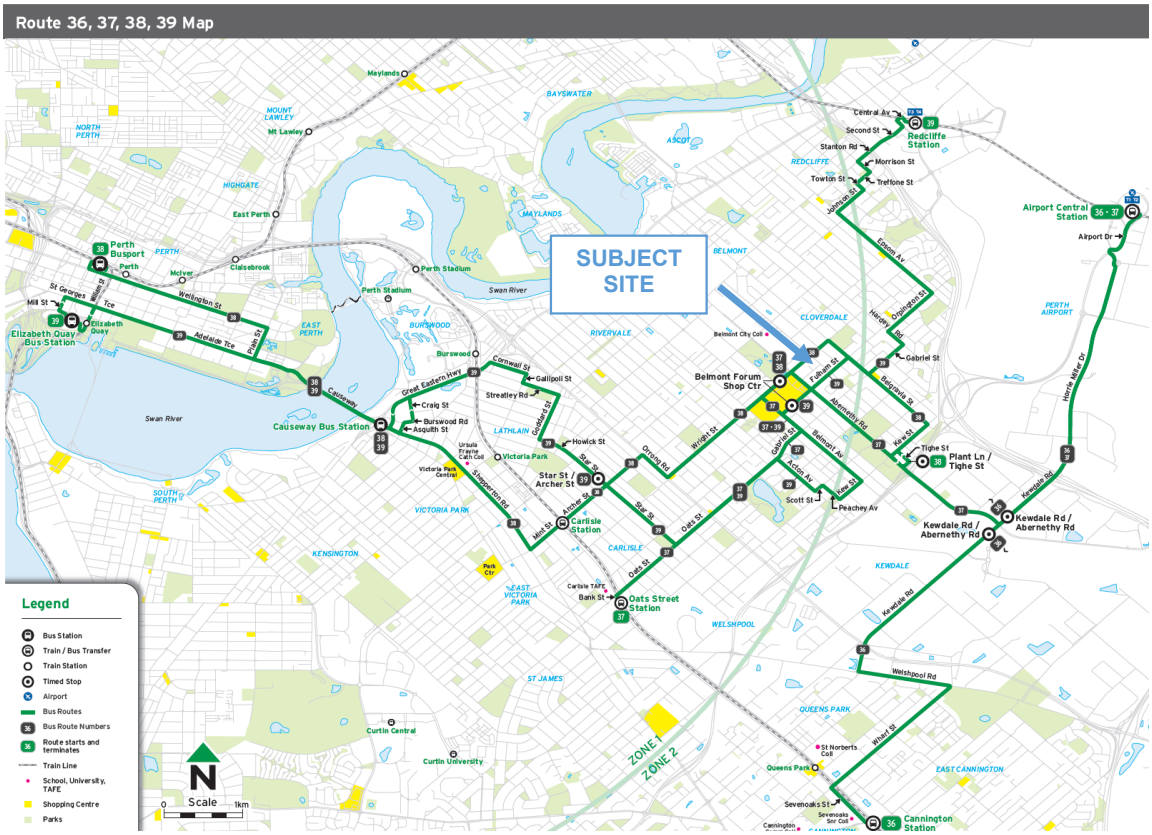

Figure 9: Transperth public transport plan (routes 37, 38 & 39)

Source: Transperth

City of Belmont
AMENDED PLANS
RECEIVED 11/08/2025
Application No: 428/2024

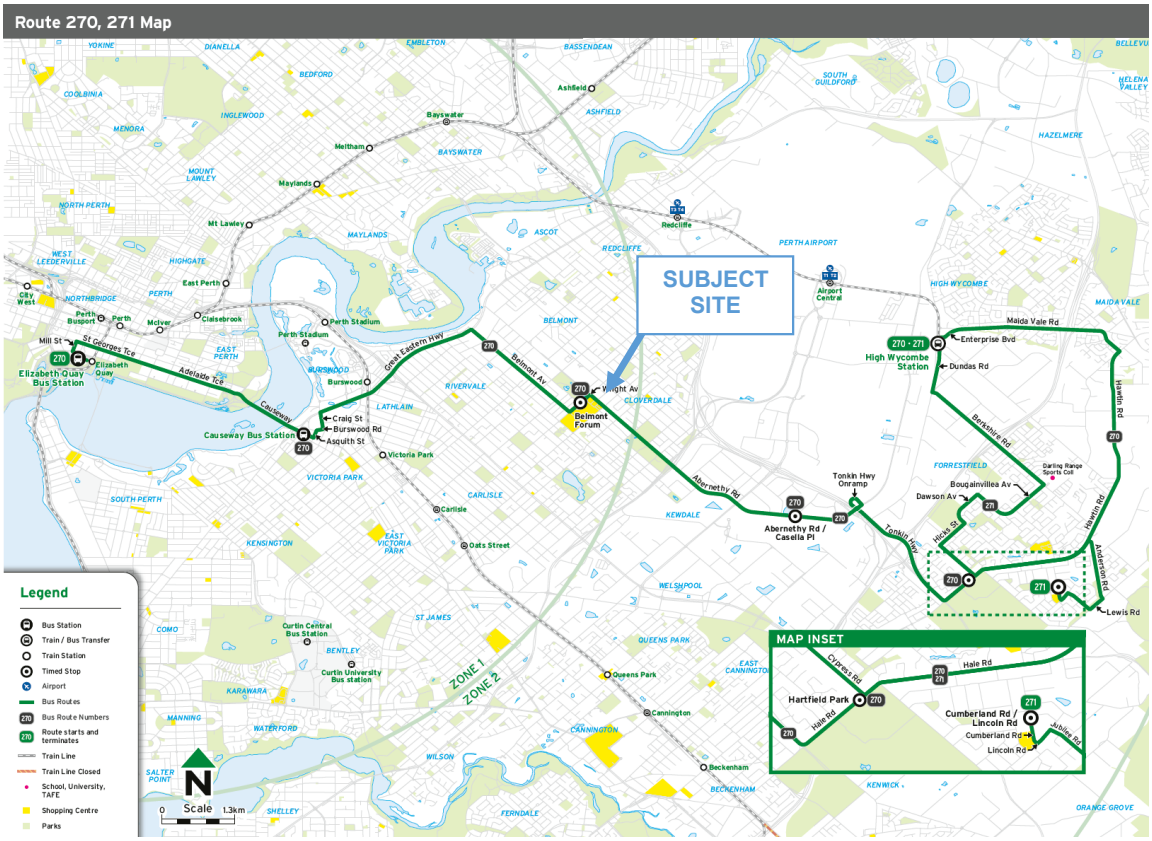

Figure 10: Transperth public transport plan (route 270)

Source: Transperth

City of Belmont
AMENDED PLANS
RECEIVED 11/08/2025
Application No: 428/2024

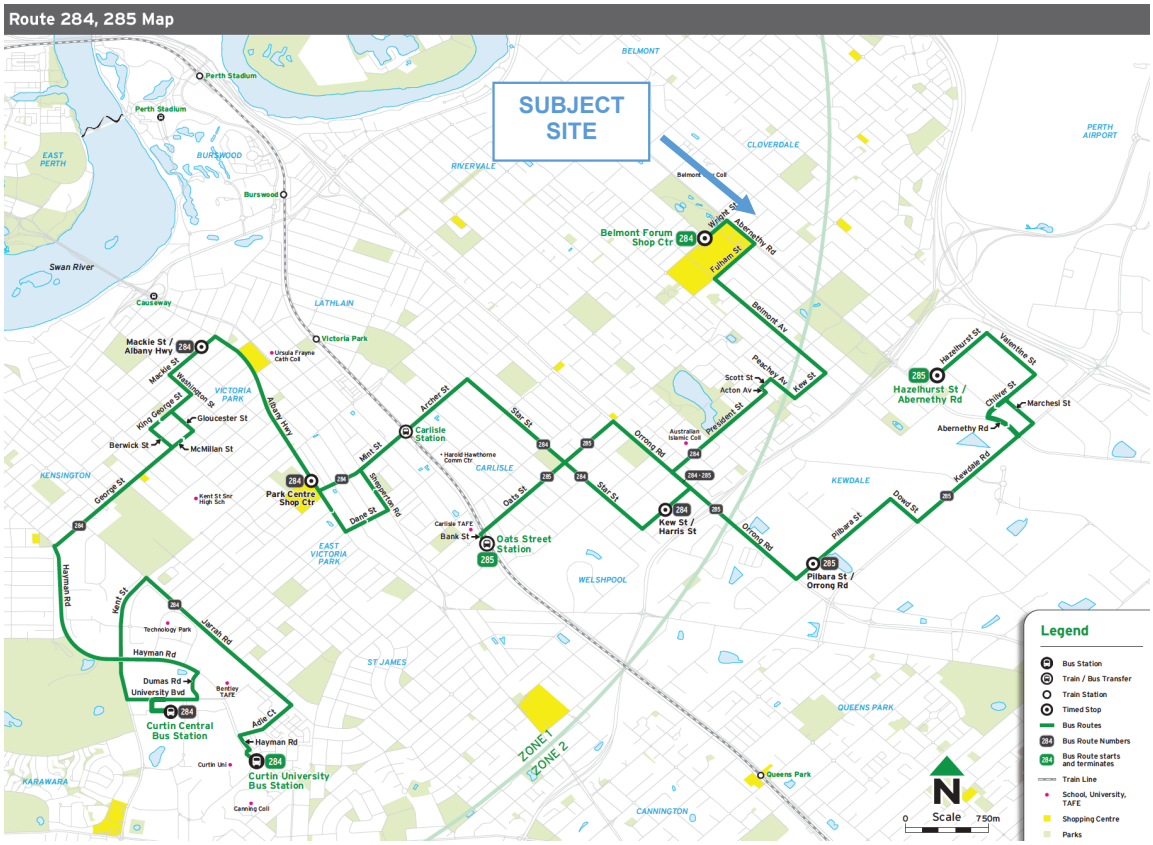

Figure 11: Transperth public transport plan (routes 284 & 285)

Source: Transperth

City of Belmont
AMENDED PLANS
RECEIVED 11/08/2025
Application No: 428/2024

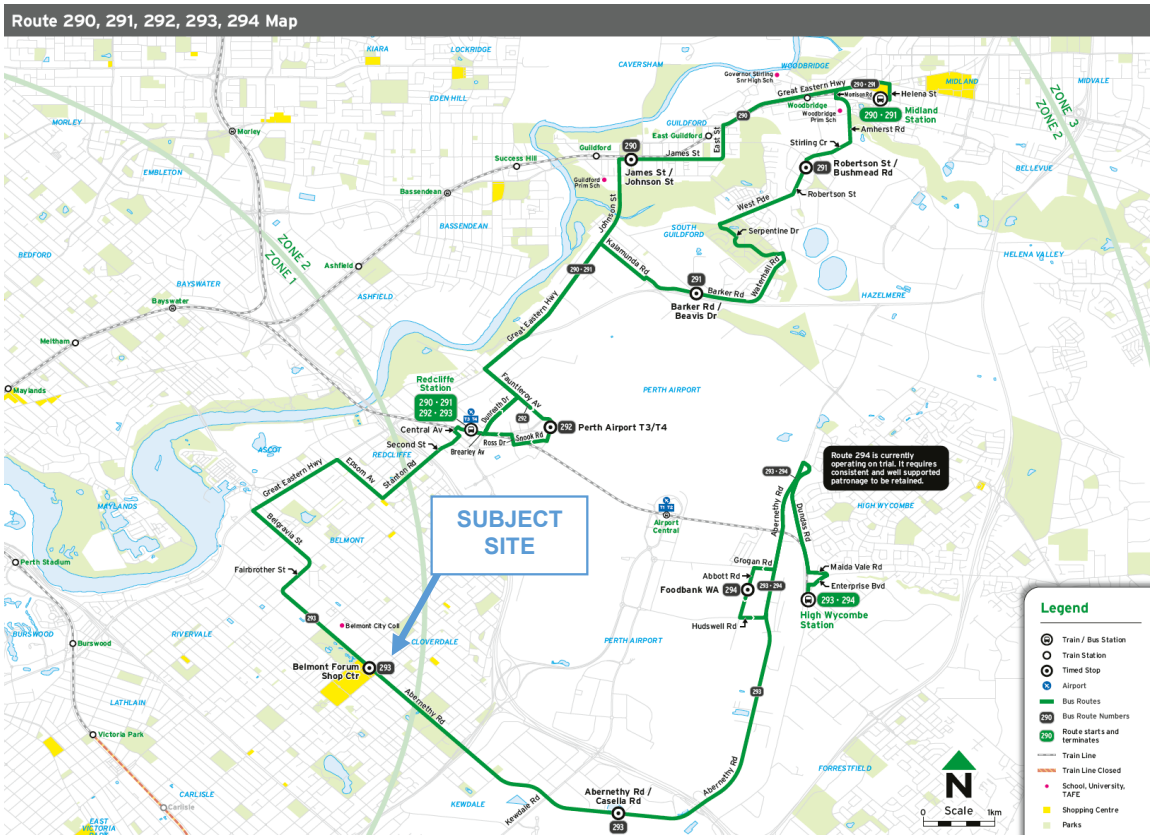

Figure 12: Transperth public transport plan (route 293)

Source: Transperth

City of Belmont
AMENDED PLANS
RECEIVED 11/08/2025
Application No: 428/2024

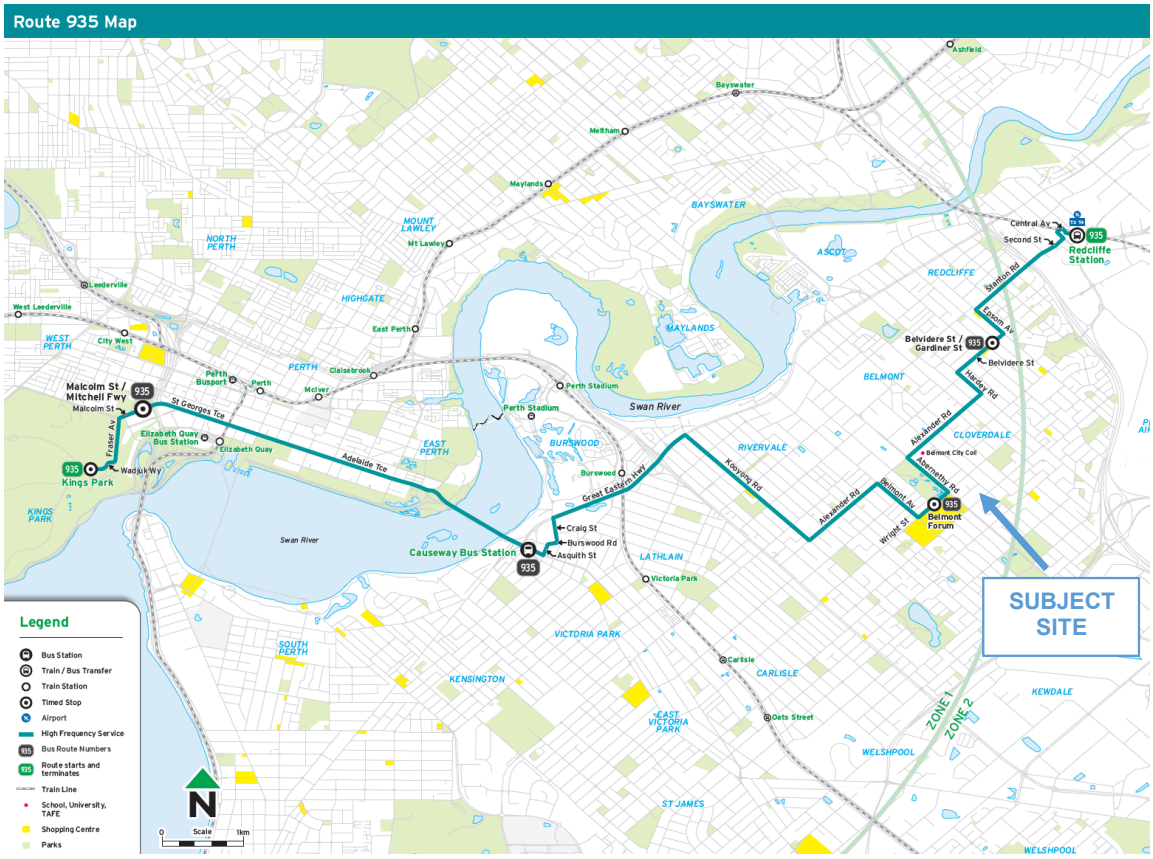

Figure 13: Transperth public transport plan (route 935)

Source: Transperth

City of Belmont
AMENDED PLANS
RECEIVED 11/08/2025
Application No: 428/2024

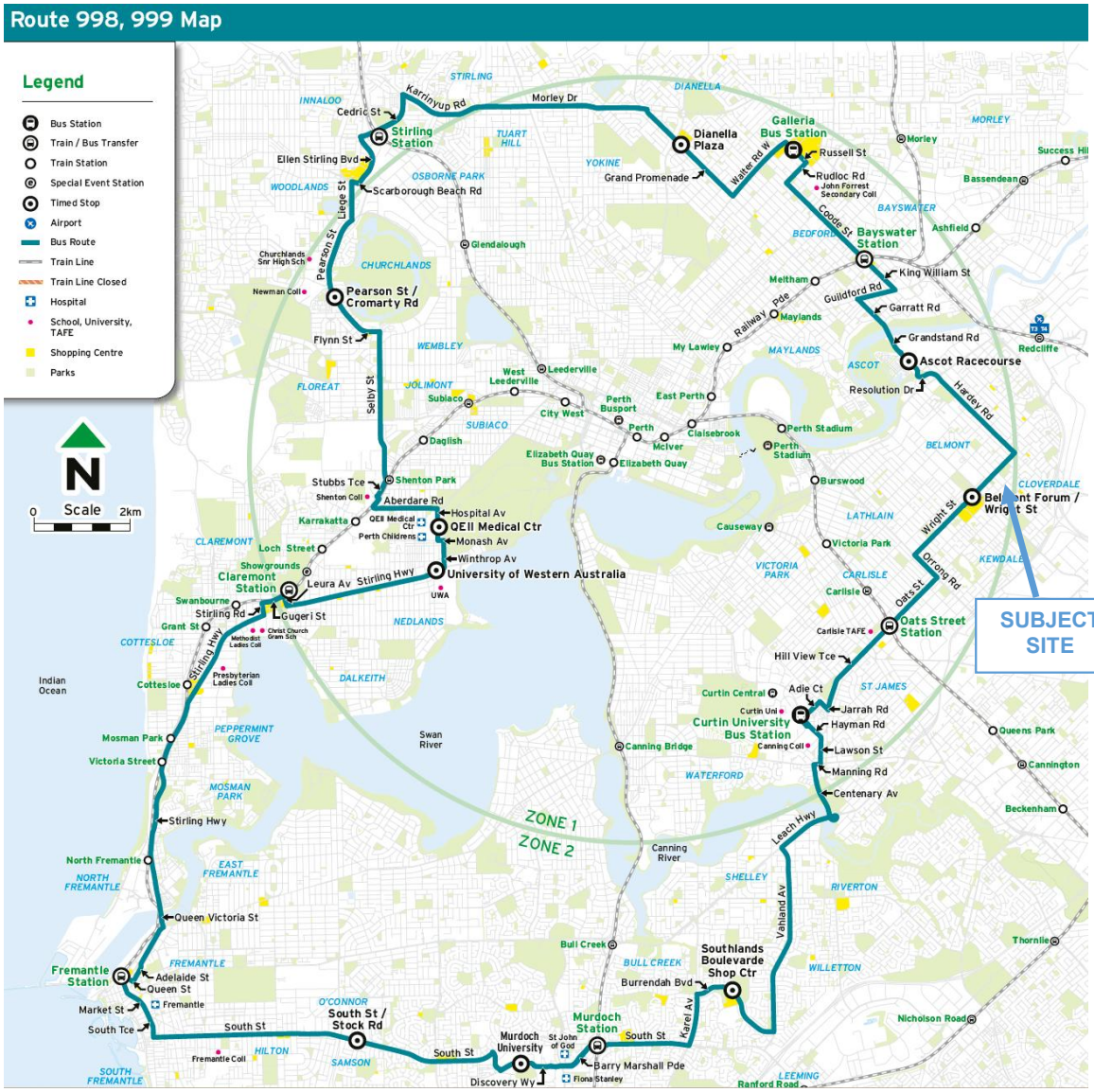

Figure 14: Transperth public transport plan (routes 998 & 999)

Source: Transperth

City of Belmont
AMENDED PLANS
RECEIVED 11/08/2025
Application No: 428/2024

10 Pedestrian access

Information from online mapping services, Main Roads WA, Local Government, and site visits was collected to assess the pedestrian access for the proposed development.

10.1 Pedestrian facilities and level of service

A footpath is provided on the south-eastern side of Beverley Road adjacent to the subject site. Pedestrian crossing facilities, including kerb ramps are provided at nearby intersections, which promote improved access for bicycles, wheelchairs, and prams.

The WAPC Transport Impact Assessment Guidelines for Developments (2016) provide warrants for installing pedestrian priority crossing facilities. This is based on the volume of traffic as the key factor determining if pedestrians can safely cross a road. The guidelines recommend pedestrian priority crossing facilities be considered once the peak hour traffic exceeds the volumes detailed in Table 4.

The traffic volumes in this table are based on a maximum delay of 45 seconds for pedestrians, equivalent to Level of Service E. The pedestrian crossing facilities on adjacent roads near the site are sufficient and within the traffic volume thresholds.

Table 4: Traffic volume thresholds for pedestrian crossings

Road cross-section	Maximum traffic volumes providing safe pedestrian gap
2-lane undivided	1,100 vehicles per hour
2-lane divided (with refuge)	2,800 vehicles per hour
4-lane undivided*	700 vehicles per hour
4-lane divided (with refuge)*	1,600 vehicles per hour

City of Belmont
AMENDED PLANS
RECEIVED 11/08/2025
Application No: 428/2024

11 Bicycle access

Information from online mapping services, Department of Transport, Local Government, and/or site visits was collected to assess bicycle access for the proposed development.

11.1 Bicycle network

The Perth and Peel Long Term Cycle Network (LTCN) designates routes by their function, rather than built form. Function considers the type of activities that take place along a route, and the level of demand (existing and potential). The built form of a route is based on the characteristics of the environment, including space availability, topography, traffic conditions (speed, volumes), and primary users. The cycling network hierarchy is described in Figure 15.

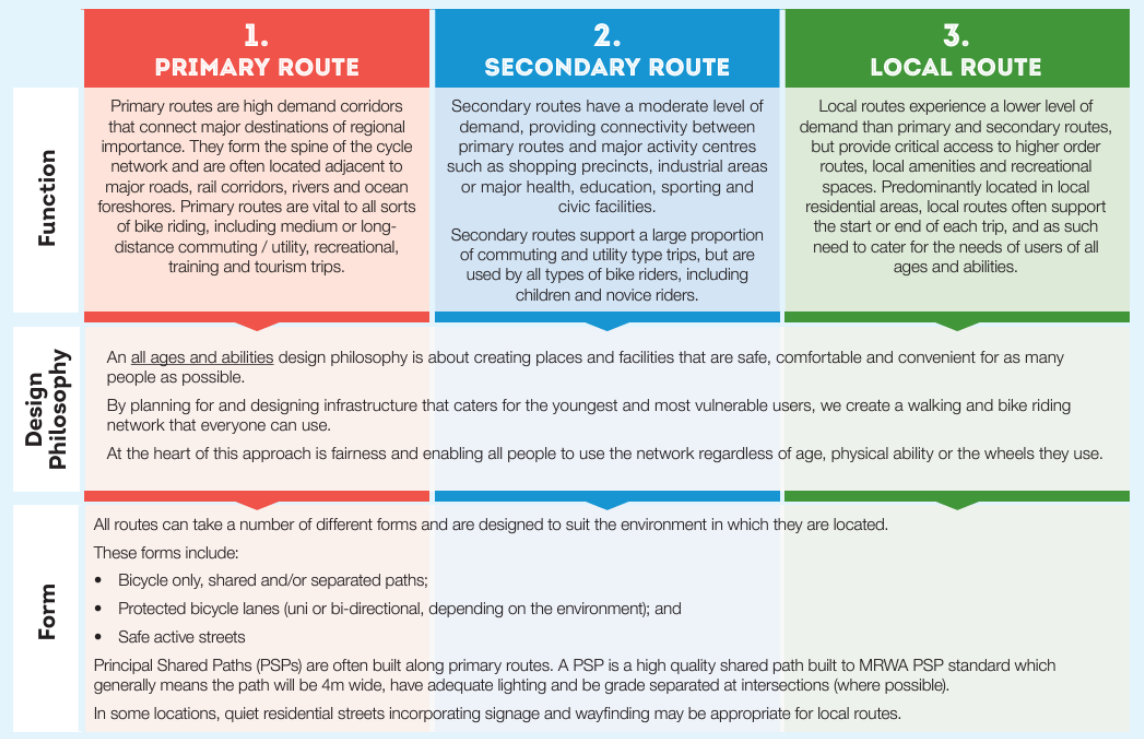

Figure 15: Western Australian Cycling Network Hierarchy

The Long-Term Cycle Network plan is detailed in Figure 16. Beverley Road does not form part of the LTCN. People can cycle on the road and less confident people can legally cycle on the footpath.

City of Belmont
AMENDED PLANS
RECEIVED 11/08/2025
Application No: 428/2024

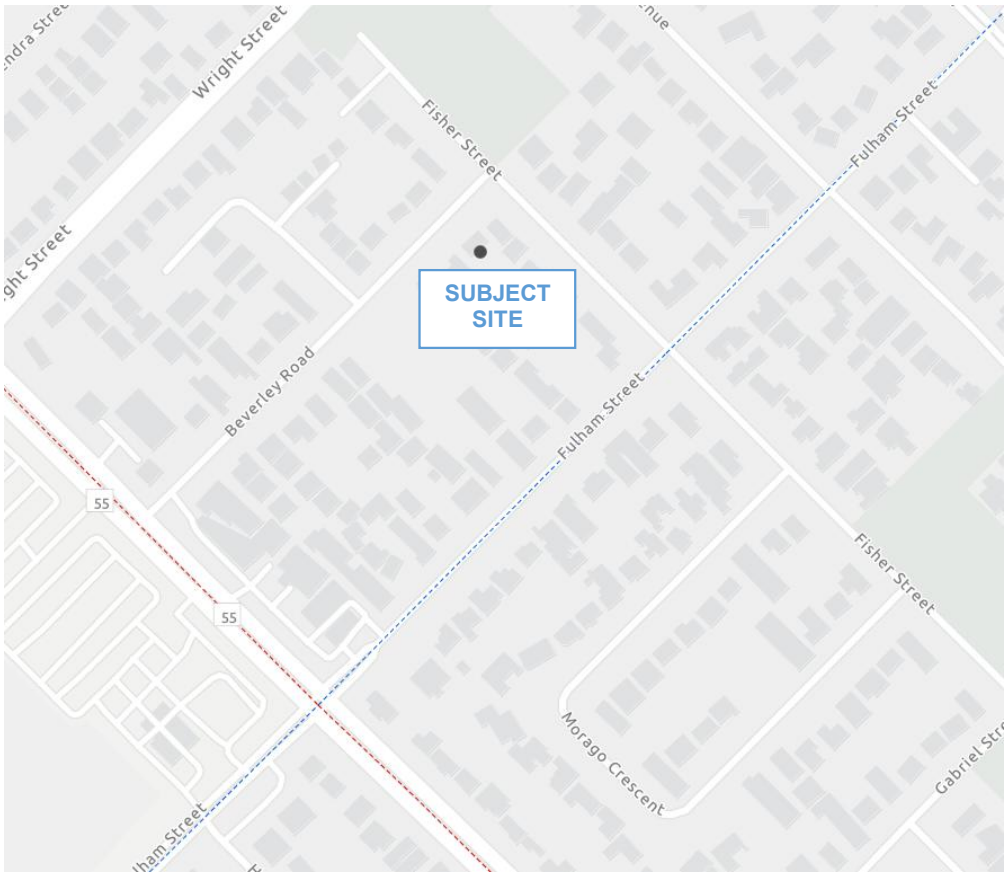

Figure 16: Perth and Peel Long Term Cycle Network plan (LTCN)

City of Belmont
AMENDED PLANS
RECEIVED 11/08/2025
Application No: 428/2024

The Strava cycling heatmap tool shows that Fulham Street, Wright Street and Abernethy Road are relatively popular cycling routes in the area (Figure 17).

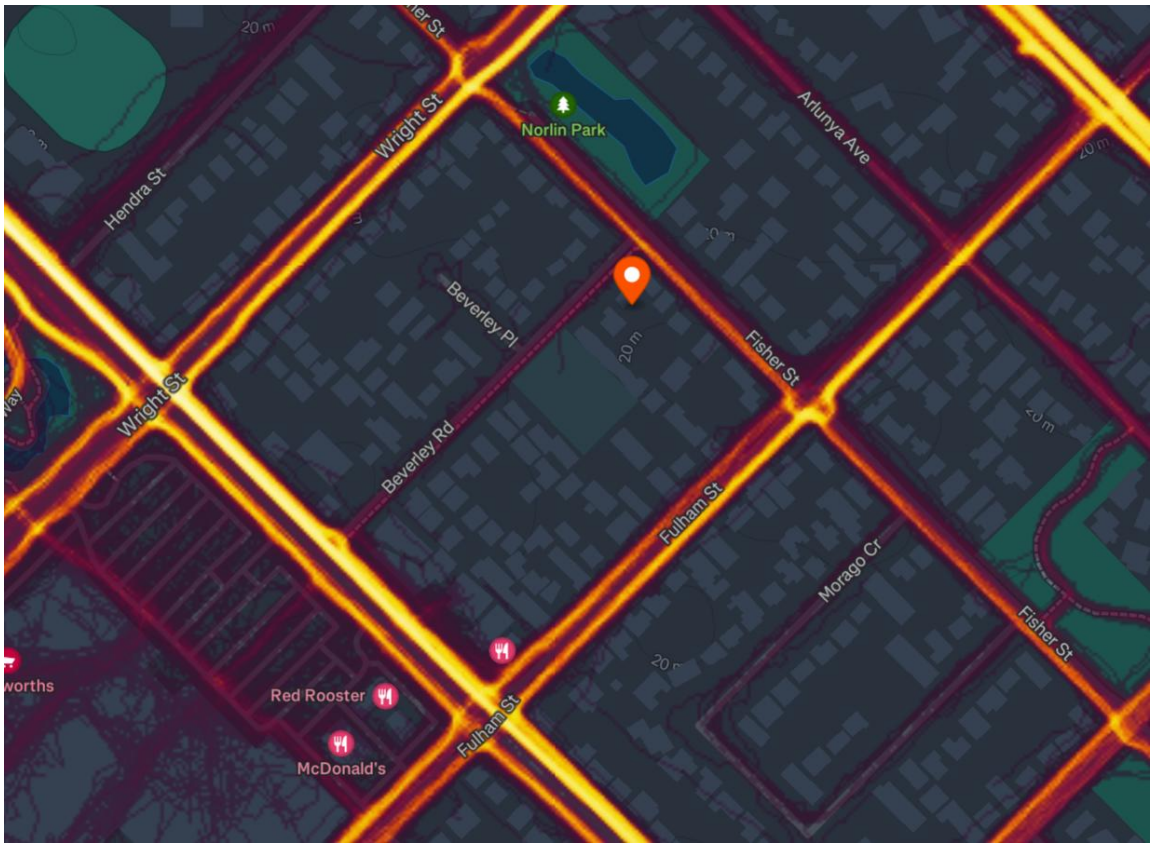

Figure 17: Strava cycling heatmap

City of Belmont
AMENDED PLANS
RECEIVED 11/08/2025
Application No: 428/2024

11.2 Sustainable transport catchment

As detailed in Figure 18, the subject site is well placed for residents and visitors to travel by sustainable modes of transport. A comfortable 8km or 20-25min cycle will provide the development with a large catchment.

This range can be further increased through a combination of micro-mobility and train travel with close access to train stations.

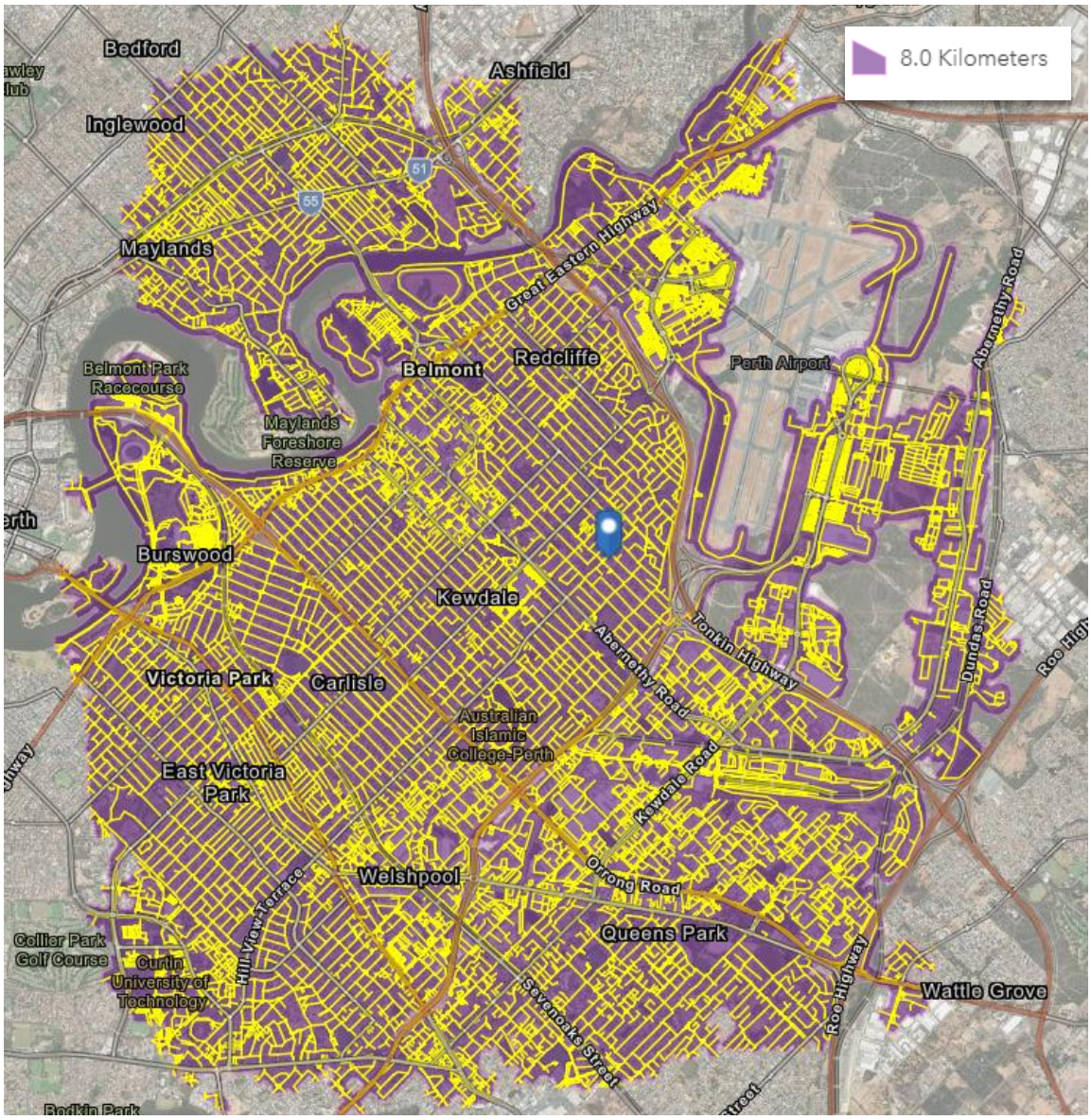

Figure 18: Cycling and micro-mobility catchment

City of Belmont
AMENDED PLANS
RECEIVED 11/08/2025
Application No: 428/2024

12 Site specific issues

No additional site-specific issues were identified within the scope of this assessment.

City of Belmont
AMENDED PLANS
RECEIVED 11/08/2025
Application No: 428/2024

13 Safety issues

The five-year crash history in the vicinity of the site was obtained from Main Roads WA. As detailed in Figure 19, 2 crashes were recorded in the locality in the last five years. The detailed crash history is presented in Table 5.

The low traffic generation of the proposed development is unlikely to impact traffic safety in the area.

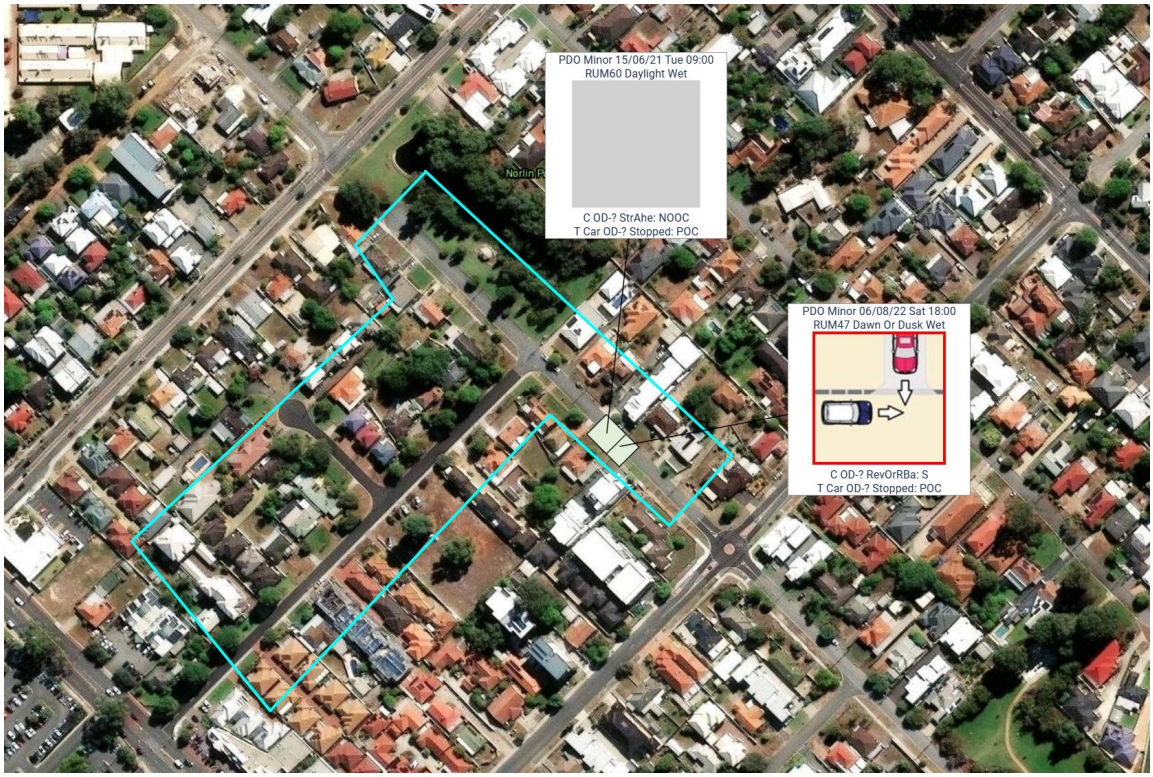

Figure 19: 5-year crash map in the locality (2020-2024)

Source: MRWA crash mapping tool

City of Belmont
AMENDED PLANS
RECEIVED 11/08/2025
Application No: 428/2024

Table 5: 5-year crash history in the locality (2020-2024)

Severity	No.	%
Fatal	0	0
Hospital	0	0
Medical	0	0
PDO Major	0	0
PDO Minor	2	100.00

Year	No.	%
2021	1	50.00
2022	1	50.00

Nature	No.	%
Head On	0	0
Hit Animal	0	0
Hit Object	0	0
Hit Pedestrian	0	0
Non Collision	0	0
Not Known	0	0
Other / Unknown	1	50.00
Rear End	0	0
Right Angle	1	50.00
Right Turn Thru	0	0
Sideswipe Opposite Dirn	0	0
Sideswipe Same Dirn	0	0

Light	No.	%
Dark - Street Lights Not Provided	0	0
Dark - Street Lights Off	0	0
Dark - Street Lights On	0	0
Dawn Or Dusk	1	50.00
Daylight	1	50.00
Not Known	0	0

Conditions	No.	%
Dry	0	0
Not Known	0	0
Wet	2	100.00

Alignment	No.	%
Curve	0	0
Not Known	0	0
Straight	2	100.00

Total	2

City of Belmont
AMENDED PLANS
RECEIVED 11/08/2025
Application No: 428/2024

14 Conclusion

This Transport Impact Statement has been prepared by Urbii on behalf of Mark Anthony Design with regards to the proposed residential development, located at 26 Beverley Rd, Cloverdale.

The subject site is situated on the south-eastern side of Beverley Road, near the intersection with Fisher Street. The site presently accommodates a residential dwelling and is surrounded by a mix of residential, commercial and retail land uses.

It is proposed to develop the site into a residential development, delivering 13 apartment units.

The site features good connectivity with the existing road, walking and cycling network. There is good public transport coverage through nearby bus services which connect to the rail network.

The car parking supply is satisfactory and can accommodate the car parking demand of the proposed development.

The traffic analysis undertaken in this report shows that the traffic generation of the proposed development is minor (less than 10vph on any lane) and as such would have a minor impact on the surrounding road network.

It is concluded that the findings of this Transport Impact Statement are supportive of the proposed development.

City of Belmont
AMENDED PLANS
RECEIVED 11/08/2025
Application No: 428/2024

CITY OF BELMONT

Waste Management Plan

Multi-Dwelling Development
26 Beverley Road, Cloverdale

mark anthony design

Prepared By Mark Anthony Design
13th May 2024

TABLE OF CONTENTS

1.0 OBJECTIVE AND BACKGROUND 2
1.1 OBJECTIVE 2
1.2 BACKGROUND 2

2.0 WASTE MANAGEMENT PLAN COMMUNICATION 3
2.1 CONSTRUCTION 3
2.2 OCCUPATION 3

3.0 WASTE MANAGEMENT PLAN 4

3.1 CITY OF BELMONT REQUIREMENT 4

3.2 WASTE DISPOSAL 4
3.2.1 CONSTRUCTION 4
3.2.2 OCCUPATION 4

3.3 STORAGE REQUIREMENTS 5
3.3.1 BINS STORE AREA 5

3.4 WASTE SOURCE AND GENERATION VOLUMES 6
3.4.1 RESIDENTIAL WASTE CALCULATIONS 6

3.5 MOVEMENT OF WASTE 7

4.0 WASTE MANAGEMENT PLAN SUMMARY 7

1.0 OBJECTIVE AND BACKGROUND

1.1 OBJECTIVE

The CITY OF BELMONT requires a WASTE MANAGEMENT PLAN to be included as part of a development application. This WMP has been prepared to fulfil this condition.

The objective of this plan is to ensure that waste management is undertaken effectively, efficiently, and sustainably. Its purpose is to minimise the effects on the community and the environment during both construction and daily operation of the development. The WASTE MANAGEMENT PLAN has also been prepared to meet minimum legislative requirements.

The report addresses both design features and daily operational controls required to ensure that the plan can be implemented effectively and efficiently.

1.2 BACKGROUND

The owners have requested MARK ANTHONY DESIGN prepare a WASTE MANAGEMENT PLAN for the proposed Multiple Dwelling Development at 26 Beverley Road Cloverdale, the proposed development is located within the CITY OF BELMONT.

The building has been designed by MARK ANTHONY DESIGN and at the time of preparing this WASTE MANAGEMENT PLAN, the proposed development consisted of THIRTEEN (13) multiple dwellings with 4/1 bed x 1 bath & 9/2 bed x 2 bath units over FOUR (4) levels.

2.0 WASTE MANAGEMENT PLAN COMMUNICATION

2.1 CONSTRUCTION

As part of the construction phase, a waste management consultant will be appointed where all site and company waste management policies will be explained to sub-contractors during the contract negotiation stage, details on how compliance will be achieved will accompany documentation prepared for the building permit application.

The tendering of the building construction and tender assessment scoring will be weighted in favour of contractors with waste minimisation strategies, compliance will be managed by the project manager and the developer during the construction phase to ensure contractual obligations are met.

2.2 OCCUPATION

The occupants of the development will be made aware of this WASTE MANAGEMENT PLAN and their responsibilities, this document will be included in the handover pack given to owners at the time of purchase and/or lease.

Key objectives of the WASTE MANAGEMENT PLAN will be incorporated into the strata management statement to ensure waste management within the development functions effectively in perpetuity. The body corporate will be informed of their obligations within the strata management statement, ensuring the waste management practices described are conveyed to successive owners and/or tenants. This information will be included in any future sale contract and/or rental lease agreement of successive owners and/or tenants.

The body corporate's role also will be to continue to inform occupants of their obligations or any modifications to the waste management system approved by the CITY OF BELMONT.

WASTE MANAGEMENT PLAN

3.1 CITY OF BELMONT REQUIREMENTS

A summary of the CITY OF BELMONT minimum requirements relating to waste storage and collection within these residential buildings are:

1 Detailing on waste movement throughout the development.
2 Details if bins are to be shared, how and who will be responsible for presenting the bins on collection day.
3 Details on the estimated waste and recycling volumes generated per unit.
4 Details on the bin storage area and is it convenient and functional for the residents.
5 Details on where bins will be presented on the verge.

All relevant conditions are to be addressed to comply with the CITY OF BELMONT waste, planning and health department requirements.

3.2 WASTE DISPOSAL

3.2.1 CONSTRUCTION

During the construction phase a skip bin will be provided for the disposal of waste produced on site and serviced as required by appointed waste management contractor. Some waste management contractors provide on-site sorting and recycling to minimise landfill waste, these waste management contractors will be selected during the construction phase where practical and subcontractors will be responsible for pre-sorting waste products into the appropriate bins where possible to reduce overall construction costs. The sorting will be supervised by the site management and subcontractors will be encouraged to use products that can be reused and/or easily sorted prior to landfill.

Wastewater generated during the washing down and/or clean-up of equipment used for brickwork construction and plastering has the potential to be high in PH and therefore be toxic to aquatic flora and fauna, to minimize the impacts associated with the clean-up of such equipment the builder shall ensure that waste waters generated is disposed of in accordance with DEC guidelines this shall be communicated to all personnel during site induction meetings.

Used solvents and paints are to be stored with-in the site shed provided and removed by a licensed contractor as required, all excess lime or cement is to be removed by the contractor who brought it on to site.

All subcontractors will be notified of their responsibility to maintain site cleanliness and adhere to waste management policies during construction, these obligations will be included in all subcontractor contracts.

3.2.2 OCCUPATION

Waste generated by the residences will be separated into different waste types by the occupants within their units and transported by hand to the bin store which is located on the ground floor and placed in the relevant bin type RED for general waste YELLOW for recycling and GREEN for organic FOGO. The building caretaker will be responsible for managing the bins within the bin storage area ensuring that one bin is full before the next one is used. The buildings caretaker will also be responsible for the presentation of full bins on collection day to the allocated bin presentation area located on the verge. The CITY OF BELMONT waste collection services will empty the bins via trucks where it is removed for processing at their waste disposal site.

3.3 STORAGE AREA REQUIREMENTS

The CITY OF BELMONT has indicated that the bin storage areas at this development must be adequate 'to contain all waste and recycled material generated on the premises for at least 1 week'.

The following statements and calculations have been made with this condition in mind.

3.3.1 BIN STORAGE AREA

The building enclosed bin storage area is located on the ground floor see drawings below.

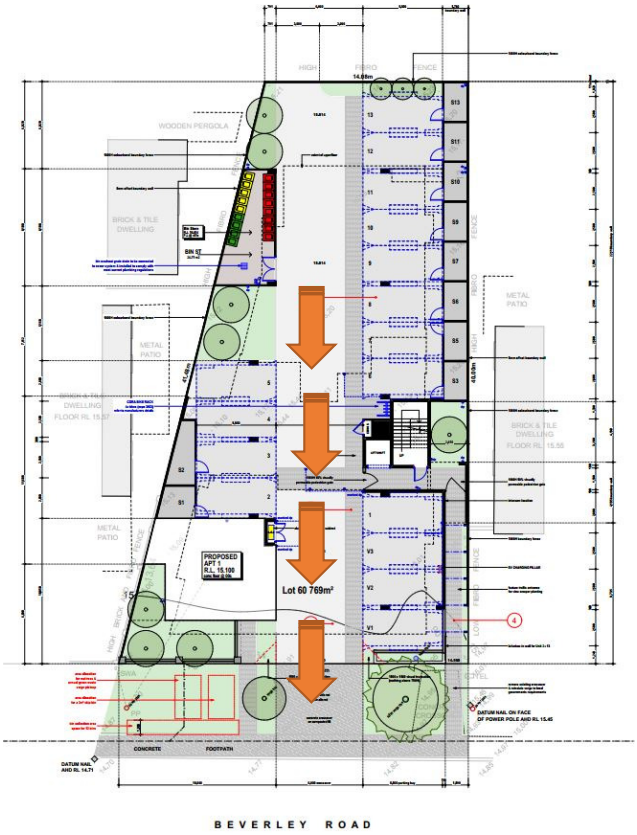

The buildings bin store will be predominantly constructed of masonry brickwork have a floor constructed min. 100mm thick concrete slab floor graded to a floor waste drain connected to the building sewer system. A water hose cock will be installed within to facilitate the wash-out of bins and bin store area with masonry brick walls sealed and rendered to facilitate the bin stores maintenance.

The bin store located on the ground floor accessed from the main car parking/communal area which is well lit and ventilated. The buildings caretaker will be responsible for the washing of waste and recycling the containers and be responsible for the bin store maintenance.

3.4 WASTE SOURCES AND GENERATION VOLUMES

This section shows how the development will deal with the following requirements specified by the CITY OF BELMONT where an adequate storage space shall be provided to contain all waste and recycled material generated on the premises for at least ONE (1) calendar week where the minimum area shall be at least 1 square meter per residential unit.

3.4.1 RESIDENTIAL WASTE CALCULATIONS

Residential Waste Calculations				
General Waste (RED LID)		**Approx. General Waste produced**	**Bin Capacity Required**	**Bin Capacity Provided**
4/ 1B x 1B	80L/week	320L/week		
9/ 2B x 2B	160L/week	1440L/week		
Total		1760L/week	8 bins @ 240L/per fortnight	8 bins @ 240L
Recycled Waste (YELLOW LID)		**Approx. Recycled Waste produced**		
4/ 1B x 1B	40L/per fortnight	160L/per fortnight		
9/ 2B x 2B	80L/per fortnight	720L/per fortnight		
Total		880L/per fortnight	4 bins @ 240L/per fortnight	4 bins @ 240L
Organic/Food Waste (GREEN LID FOGO)		**Approx. Recycled Waste produced**		
4/ 1B x 1B	40L/per fortnight	160L/per fortnight		
9/ 2B x 2B	80L/per fortnight	720L/per fortnight		
Total		880L/per fortnight	4 bins @ 240L/per fortnight	4 bins @ 240L

Source: WALGA – Multiple Dwelling Waste Management Appendix 1 Waste Generation Rates

3.5 MOVEMENT OF WASTE

The plans below illustrate that a clear path of travel is possible for the building caretaker to take the full bins from the bins store to verge along BEVERLEY ROAD where bins are to be presented on the sites allocated collection day.

The bin storage area is located well away and not visible from the street and convenient located for the residents to use.

The plans indicated that the verge area where the bin will be presentation is sufficient for 4x 240L GREEN LID FOGO for weekly collection & 8x 240L RED LID GENERAL WASTE or 4 x 240L YELLOW RECYCLABLES on alternating weeks for collection, furthermore 2 areas of 3m x 2m in size has been illustrated where a 3m² skip bin & mattress and/or annual green waste verge pick-up can be placed for council collection.

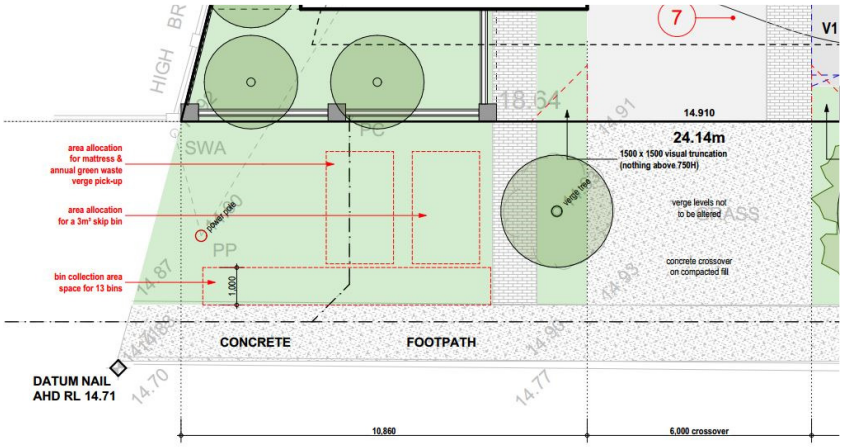

BEVERLEY ROAD

4.0 WASTE MANAGEMENT PLAN SUMMARY

This WASTE MANAGEMENTS PLAN demonstrated that there is enough bin capacity and space for the bins to be stored and collected for the building waste generated to be taken off the site effectively, efficiently, and sustainably.

The proposed strata management statement will form part of the strata title for this development, this Waste MANAGEMENT PLAN will be incorporated into the document and any changes to the Waste MANAGEMENT PLAN must be approved by the CITY OF BELMONT prior to adopting.

Mayor Rossi and Cr Davis, Cr Sekulla and Cr Sessions disclosed at Item 3 of the Agenda "Disclosure of Interest" an Impartiality Interest in the following item in accordance with Regulation 22 of the *Local Government (Model Code of Conduct) Regulations 2021 (WA)*.

12.2 Community Service Awards 2025

Voting Requirement	:	Simple Majority
Subject Index	:	74/010
Location/Property Index	:	N/A
Application Index	:	N/A
Disclosure of any Interest	:	Nil
Previous Items	:	28 July 2015 Ordinary Council Meeting Item 10.2
Applicant	:	N/A
Owner	:	N/A
Responsible Division	:	Development and Communities

Council role

Overseeing Overseeing the allocation of the City's finances and resources e.g. setting the annual budget, accepting tenders, determining what services and facilities the City is to provide, annual reports, selecting the CEO and reviewing the CEO's performance.

Purpose of report

For Council to approve the recommendation made by the Assessment Panel regarding the 2025 Community Service Award nominations.

Summary and key issues

The City's Community Service Awards are intended to acknowledge the outstanding service given to the community by individual persons and community groups.

A total of eight nominations were recieved - two nominations were for the same person. Nominations were assessed by a panel comprising the Mayor, Acting Chief Executive Officer, Acting Director Development and Communities and the Manager Economic and Community Development.

Nominees and their individual scores are captured in Confidential Attachment 12.2.2.

Officer Recommendation

That Council endorses the recipients of the 2025 Community Service Awards as detailed in Confidential Attachment 12.2.2 and that the names of the recipient's remain confidential until presented at the Civic Dinner scheduled for Saturday, 6 December 2025.

Officer Recommendation adopted en bloc - Refer to Resolution appearing at Item 12.

Location

Not applicable.

Consultation

Internal

The internal Assessment Panel met to review nominations and make a recommendation on award recipients.

External

The call for nominations was promoted throughout May and June 2025 via the City of Belmont website and social media channels, as well as PerthNow and email. Hard copies of Guidelines and Nomination Forms were distributed to relevant networks and groups such as the City's Advisory Groups.

Strategic Community Plan implications

In accordance with the 2024–2034 Strategic Community Plan:

Key Performance Area: People

Outcome: 2. A strong sense of pride, belonging and creativity.

Outcome: 3. People of all ages and abilities feel connected and supported.

Policy implications

There is no policy implications associated with this report.

Statutory environment

There are no specific statutory requirements in respect to this matter.

Background

The Community Service Awards were initiated in 1977 to recognise and acknowledge services performed by community members and organisations, with five people receiving the inaugural Award. From 1977 to 2024, there have been 120 awards presented with four recipients receiving the award twice.

Most of the awards have been presented to individuals with only three organisations receiving the Award, those being Nulsen Haven (1982), Belmont Community Food Centre (2000) and Rotary Club of Belmont, WA (2024).

The following criteria are applied in considering nominations:

1. The contribution made should be of benefit to the citizens of the City of Belmont.
2. Remuneration of an incidental nature will not exclude a nominee from eligibility.
3. Nominations can be made in more than one category for any one nominee. Each nomination must be specific to the category for which the nomination has been submitted.

The following award categories have been defined to include people working in the separate areas of:

- **Aged:** This category applies to an individual/community group who contributes within the aged sector (i.e. pensioner groups, activities and services for seniors).
- **Community Service:** This category applies to an individual/community group who contributes within the community (i.e. emergency service volunteer, support personnel, religious organisations, culturally diverse communities, charity groups, schools).
- **People Who Make a Difference:** This category applies to an individual/community group who has made an exceptional impact, by going above and beyond their duties, and making a significant difference in their local community by assisting others.
- **Sport and Recreation (Including Arts and Culture):** This category applies to an individual/community group who contributes to organisations such as sporting and recreational clubs as well as arts and culture clubs and organisations.
- **Youth:** This category applies to an individual/community group who supports organisations such as girl guides, scouts, youth clubs, youth centres, schools etc.

Report

The assessment of the 2025 Community Service Awards was conducted using the selection criteria as resolved by the Council at its 28 July 2015 Ordinary Council Meeting (Item 10.2).

The Selection Panel comprised the Mayor, the Acting Chief Executive Officer, Acting Director Development and Communities and the Manager Economic and Community Development.

A list of 2025 nominees and categories is provided in Confidential Attachment 12.2.1 – 2025 Community Service Awards Nominations Summary.

The selection panel scoring matrix and recommendations are detailed in Confidential Attachment 12.2.2 – 2025 Community Service Awards Selection Panel Summary Scoring Matrix.

A list of previous nominees and recipients is provided under Confidential Attachment 12.2.3 – Community Service Awards - Record of Past Nominees, Recipients and Freemen.

Financial implications

There are no financial implications evident at this time.

Environmental implications

There are no environmental implications associated with this report.

Social implications

The City's Community Service Awards acknowledge the outstanding service given to the community by individual persons and community groups. The awards provide a sense of community and enhance the public image of Belmont. Further, the awards show public support for persons and community groups, further encouraging Civic participation and volunteering.

Attachment details

Attachment No and title
1. CONFIDENTIAL REDACTED - 2025 Community Service Awards Nominations (Confidential matter in accordance with Local Government Act 1995 (WA) Section 5.23(2)(b)) [**12.2.1** - 1 page]
2. CONFIDENTIAL REDACTED - 2025 Selection Panel Meeting - Scoring Matrix Summary (Confidential matter in accordance with Local Government Act 1995 (WA) Section 5.23(2)(b)) [**12.2.2** - 2 pages]
3. CONFIDENTIAL REDACTED - Community Service Awards Past Nominations (Confidential matter in accordance with Local Government Act 1995 (WA) Section 5.23(2)(b)) [**12.2.3** - 7 pages]

Cr Kulczycki disclosed at Item 3 of the Agenda "Disclosure of Interest" an Impartiality Interest in the following item in accordance with Regulation 22 of the *Local Government (Model Code of Conduct) Regulations 2021 (WA)*.

12.3 2025-26 October Budget Review

Voting Requirement	:	Absolute Majority
Subject Index	:	54/004 Budget Documentation Council
Location/Property Index	:	N/A
Application Index	:	N/A
Disclosure of any Interest	:	Nil
Previous Items	:	N/A
Applicant	:	N/A
Owner	:	N/A
Responsible Division	:	Corporate and Governance

Council role

Overseeing Overseeing the allocation of the City's finances and resources e.g. setting the annual budget, accepting tenders, determining what services and facilities the City is to provide, annual reports, selecting the CEO and reviewing the CEO's performance.

Purpose of report

The purpose of this report is to present the October 2025 Budget Review and to seek Council's authorisation of the proposed budget amendments arising from the review.

Summary and key issues

In keeping with sound financial management practices, a review of the 2025-26 Adopted Budget has been conducted to review carried forward items from 2024-25 and including other amendments.

Officer Recommendation

Davis moved, Sekulla seconded

That Council, in accordance with *Local Government (Financial Management) Regulations 1996 (WA)* Regulation 33A, adopt the amendments contained in the 2025-26 October Budget Review (Attachment 12.3.1).

Carried Unanimously 9 votes to 0

For: Abedin, Davis, Harris, Kulczycki, Marks, Rossi, Ryan, Sekulla and Sessions

Against: Nil

Location

Not applicable.

Consultation

There has been no specific consultation undertaken in respect to this matter other than internal staff.

Strategic Community Plan implications

In accordance with the 2024–2034 Strategic Community Plan:

Key Performance Area: Performance

Outcome: 10. Effective leadership, governance and financial management.

Policy implications

There are no policy implications associated with this report.

Statutory environment

Regulation 33A of the *Local Government (Financial Management) Regulations 1996 (WA)* requires a local government to carry out a review of its budget between 1 January and the last day of February each year, report it to Council on or before 31 March, and then report the outcome of the review to the Department of Local Government Sport and Cultural Industries within 14 days.

Although this current budget review is not mandatory, it has been considered good financial practice to perform two budget reviews at the City. The second budget review will commence preparation in January and be reported to Council in March in line with statutory requirements.

Background

In keeping with the City's ongoing budget control and financial management, a number of adjustments are required to ensure the City's 2025-26 Budget is current and reflects all changes that are occurring. Since the detailed 2025-26 budget was prepared and adopted by Council in June 2025, the draft 2024-25 financial statements have been prepared and the carried forward figures and surplus amounts arising from the preparation of the financial statements can now be updated. It is important to note that the final position remains subject to completion of the financial audit currently underway.

The October Budget Review process is predominantly aimed at addressing the following issues:

- Decisions of Council requiring funding
- New items arising following the original budget adoption
- Updating of carry forward capital works
- Reviewing and updating the estimated opening surplus

Report

Opening Balance

As in previous Budget Reviews, one issue to be addressed relates to the estimated opening balance. The opening balance is predicted early in the budget process to enable budget preparation and rate modelling to proceed and is an estimate at that point in time. This surplus position is finalised when the audit of the financial statements has been completed.

The draft financial statements for 30 June 2025 have been completed, however the audit is expected to be completed at the end of November 2025 and at that stage the opening surplus will be confirmed.

In the interim, the opening surplus has been updated based on the completion of the draft 2024-25 financial statements and will be further updated during the March 2026 budget review should further changes arise from the completion of the 2024-25 audit by the Office of the Auditor General.

The following table summarises the movement in the opening surplus position for this review:

Budgeted opening surplus	$6,034,392
Decrease in opening surplus	$5,473,434
Estimated opening surplus position	$560,958

The decreased surplus is primarily attributable to the City's withdrawal from the EMRC and the related reduction in accounts receivable from $21 million to $15 million.

The surplus for the 2025-26 adopted budget remains unchanged at $350,000.

Budget Amendments

The detail of the proposed budget review is included in the following documents:

- Statement of Financial Activity (Attachment 12.3.1); and
- Budgeted Reserve Balances for the year ending 30 June 2026 (Attachment 12.3.2).
- Detailed listing of changes (Attachment 12.3.3)

The updated Statement of Financial Activity at Attachment 12.3.2 compares the proposed October 2025 budget review to the adopted 2025-26 budget. A summary of the movements is as follows, with material adjustments included below.

Item	Movement
Budgeted closing surplus	$350,000
Decreased opening surplus	($5,473,434)
Reduced revenue	($244,623)
Increased expense	($298,567)
Deferred capital grants	($459,285)
Increased capital expense	($2,106,212)
Increased reserve transfers	$8,582,120
Closing surplus	$350,000

Please note, the narration below adopts the term "K" as a substitute for the word/term thousands, so $5,000 or $5,323 would be summarised as $5K.

Revenue from operating activities has decreased by $245K, including the following amendments:

- Decreased interest revenue as a result of declining investment rates $1.3 million
- Increased rate revenue as a result of an increase in Airport valuation and interim rates received after budget preparation $863K

Increased revenue as a result of on-charged credit card surcharge $135K
Expenditure from operating activities has increased by $298K, including the following amendments:

- Reduction in employment costs $570K
- Increase in agency staffing costs $279K
- Increased credit card surcharge $135K
- Increase in costs associated with new initiatives $95K
- Increase in costs to deliver additional community event sessions $57K

Amounts attributable to investing activities have increased by $2.5 million including the following amendments:

- Budget relating to capital works not being completed prior to 30 June as budgeted (funded from carry forward works reserve):
  - Urban Greening costs for the Brearley Avenue Living Stream project $697K
  - costs relating to IT Infrastructure $530K
  - Esplanade Foreshore Stabilisation project costs as a result of contractor delays $455K
  - fencing upgrade costs for Volcano Park as a result in material supply delays $150K
  - LED street lighting costs for Ascot Waters installation $120K
- Costs for various road and footpath projects following updated construction estimate and 2027-28 project design costs $420K
- Costs relating to migration of City website $110K
- Installation of new site main switch board for Centenary Park Hall $50K

Amounts attributable to financing activities have been amended, with an overall transfer from reserves of $ 2.7 million to be amended to an overall transfer from reserves of $ 11.3 million. This adjustment is required to reallocate funds from reserve to municipal relating to clearing the equity entitlement from the City's withdrawal from the EMRC of $5.7 million as well as to utilise funding set aside in reserve for projects not completed prior to 30 June.

Financial implications

The presentation of these reports to Council ensures compliance with the *Local Government Act 1995 (WA)* and associated Regulations and also ensures that Council is regularly informed as to the status of its financial position.

Environmental implications

There are no environmental implications associated with this report.

Social implications

There are no social implications associated with this report.

Attachment details

Attachment No and title
1. Statement of Financial Activity [**12.3.1** - 2 pages] 2. Budgeted Reserve Balances [**12.3.2** - 1 page] 3. Budget Review Comparison [**12.3.3** - 67 pages]

City of Belmont

Statement of Financial Activity for October Budget Review 2025/26

Budget: 26CLBUD, Actual: 26CLACT

	Adopted Budget	October Review	Movement
OPERATING ACTIVITIES			
Revenue from operating activities			
Rates	62,356,757	63,219,787	863,030
Grants, subsidies and contributions	2,408,129	2,438,054	29,925
Fees and charges	11,451,293	11,600,079	148,786
Interest revenue	7,419,213	6,076,426	(1,342,787)
Other revenue	706,669	763,092	56,423
Profit on asset disposals	34,012	34,012	0
	84,376,073	**84,131,450**	**(244,623)**
Expenditure from operating activities			
Employee costs	(32,027,342)	(31,456,945)	(570,397)
Materials and contracts	(38,310,590)	(39,253,105)	942,516
Utility charges	(2,558,408)	(2,558,408)	0
Depreciation	(12,617,330)	(12,617,330)	0
Finance Costs	(488,408)	(488,408)	0
Insurance	(969,162)	(896,361)	(72,801)
Other expenditure	(1,580,552)	(1,579,802)	(750)
	(88,551,792)	**(88,850,359)**	**298,567**
Non-cash amounts excluded from operating activities	12,637,894	12,637,894	0
Amount attributable to operating activities	**8,462,174**	**7,918,985**	**543,190**
INVESTING ACTIVITIES			
Inflows from investing activities			
Capital grants, subsidies and contributions	7,041,351	6,582,066	459,285
Proceeds from disposal of assets	661,489	661,492	(3)
Outflows from investing activities			
Purchase of property, plant and equipment	(4,786,016)	(4,872,509)	86,493
Payments for construction of infrastructure	(19,051,576)	(21,071,299)	2,019,723
Amount attributable to investing activities	**(16,134,752)**	**(18,700,250)**	**2,565,498**

	Adopted Budget	October Review	Movement
FINANCING ACTIVITIES			
Inflows from financing activities			
Transfers from reserve accounts	28,065,103	35,715,607	(7,650,504)
Outflows from financing activities			
Repayment of borrowings	(666,574)	(666,573)	(1)
Payments for principal portion of lease facilities	(39,341)	(39,341)	0
Transfers to reserve accounts	(25,371,002)	(24,439,386)	(931,616)
Amount attributable to financing activities	**1,988,186**	**10,570,307**	**(8,582,121)**
MOVEMENT IN SURPLUS OR DEFICIT			
Surplus or deficit at the start of the financial year	6,034,392	560,958	5,473,434
Amount attributable to operating activities	8,462,174	7,918,985	543,190
Amount attributable to investing activities	(16,134,752)	(18,700,250)	2,565,498
Amount attributable to financing activities	1,988,186	10,570,307	(8,582,121)
Surplus or deficit at the end of the financial year	**350,000**	**350,000**	**(0)**

CITY OF BELMONT
ESTIMATED CLOSING RESERVE BALANCE
FOR THE YEAR ENDED 30 JUNE 2026

RESERVE ACCOUNTS	Opening Balance	Transfer to	Transfer from	Closing Balance
	$	$	$	$
Administration Building Reserve	269,135	17,187	(286,322)	0
Aged Accommodation Reserve	1,049,911	67,435	0	1,117,346
Aged Community Care Reserve	249,649	15,943	0	265,592
Aged persons housing Reserve	315,479	16,344	0	331,823
Aged Services Reserve	1,156,701	77,555	0	1,234,256
Ascot Waters Marina Maintenance & Restoration Reserve	1,155,801	73,811	(50,000)	1,179,612
Belmont District Band Reserve	53,561	3,420	(56,981)	0
Belmont Oasis Refurbishment Reserve	12,279,947	301,458	(243,163)	12,338,242
Belmont Trust Reserve	1,686,073	112,196	(222,324)	1,575,945
Building Reserve	9,764,967	374,132	(403,471)	9,735,628
Capital Projects Reserve	5,195,085	5,250,000	(1,580,828)	8,864,257
Car Parking Reserve	70,632	4,511	0	75,143
Carry Forward Projects Reserve	1,362,715	0	(1,097,493)	265,222
District valuation Reserve	119,745	1,580	(121,325)	0
Election expenses Reserve	83,879	567	(84,446)	0
Employee Entitlements Reserve	0	3,267,756	(162,678)	3,105,078
Environment Reserve	969,567	61,918	(808,095)	223,390
Faulkner Park Retirement Village Buy Back Reserve	3,036,050	171,380	0	3,207,430
Faulkner Park Retirement Village Owners Maintenance Reserve	562,135	35,042	(200,000)	397,177
History Reserve	189,628	12,110	(201,738)	0
Information Technology Reserve	1,574,755	100,566	(70,000)	1,605,321
Infrastructure Reserve	0	1,176,781	0	1,176,781
Insurance Reserve	1,481,646	94,620	0	1,576,266
Land acquisition Reserve	11,535,626	0	(11,535,626)	0
Long Service Leave Reserve - Salaries	1,970,332	0	(1,970,332)	0
Long Service Leave Reserve - Wages	319,943	0	(319,943)	0
Miscellaneous Entitlements Reserve	760,227	0	(760,227)	0
Parks Development Reserve	0	0	0	0
Plant replacement Reserve	1,820,649	110,123	(1,368,476)	562,296
Property development Reserve	15,218,474	13,445,007	(13,524,656)	15,138,825
Public Art Reserve	435,650	27,859	(24,000)	439,509
Ruth Faulkner library Reserve	52,366	3,344	(55,710)	0
Streetscapes Reserve	0	0	0	0
Urban Forest Strategy Management Reserve	1,132,489	0	(1,132,489)	0
Waste Management Reserve	6,397,433	320,873	(195,511)	6,522,795
Underground Power Reserve	0	56,095	0	56,095
	82,270,250	25,199,613	(36,475,834)	70,994,029

Budget Review Comparison

Current Budget: 26CLBUD, Revised Budget: 26CLRBD1

		Current Budget	Revised Budget	Movement	Comment
920100 - Chief Executive Officer					
1 - Expenditure					
920100-00-1200-000	Salaries	785,425	815,425	30,000	October - increase in line with HD and backfilling of vacant roles from other departments
920100-40-1314-000	Ins. Prem - Motor Vehicle	0	1,659	1,659	Annual insurance premium. October - Premium updated per actual billing
TOTAL 1 - Expenditure		**785,425**	**817,084**	**31,659**	
6 - Capital Income					
920100-00-6835-000	LSL Reserve - Salaries	-50,944	0	50,944	Reserve funding of anticipated LSL October - Reserve closed - transferred to Employee Entitlement Reserve
920100-00-6847-000	Misc Entitlements Reserve	0	-50,944	-50,944	October - funding of anticipated LSL
TOTAL 6 - Capital Income		**-50,944**	**-50,944**	**0**	
TOTAL 920100 - Chief Executive Officer		**785,425**	**817,084**	**31,659**	
921000 - Human Resources					
1 - Expenditure					
921000-00-1200-000	Salaries	1,433,011	1,310,011	-123,000	October - reduction in line with vacant LDA, BA & PS roles and anticipated commencements
921000-00-1216-000	Agency Staff	10,000	120,000	110,000	October - Increase in line with vacant PS role filled with agency
921000-00-1317-000	Ins. Prem - Other	5,244	4,665	-579	Annual insurance premium. October - Premium updated per actual billing
921000-40-1314-000	Ins. Prem - Motor Vehicle	0	1,095	1,095	Annual insurance premium. October - Premium updated per actual billing
TOTAL 1 - Expenditure		**1,448,255**	**1,435,771**	**-12,484**	
TOTAL 921000 - Human Resources		**1,448,255**	**1,435,771**	**-12,484**	
921200 - Workplace Health & Safety					
1 - Expenditure					

		Current Budget	Revised Budget	Movement	Comment
921200-00-1271-000	Services - Other Consultants	27,000	37,000	10,000	October - Additional $10k to cover training and services required from First 5 Minutes and Freo Fire as a result of extra emergency training and support required.
921200-00-1330-000	Subscriptions	62,600	67,600	5,000	October - Additional $5k to cover rises in subscriptions. The LGIS subscription is $4800 higher than the previous year with GST now added on also.
921200-00-1385-000	Catering - Functions	0	5,000	5,000	October - New line item added for catering to cover catered events at Operations Centre and Civic Centre/HUB e.g. RU OK? Day etc. $3000 was taken from Miscellaneous (1399) and transferred to this new code, and an additional $2000 requested.
921200-00-1399-000	Miscellaneous	4,000	1,000	-3,000	October - Reduced to $1000 as a new line item for catering (1385) has been added and budget transferred to there.
TOTAL 1 - Expenditure		**93,600**	**110,600**	**17,000**	
TOTAL 921200 - Workplace Health & Safety		**93,600**	**110,600**	**17,000**	
920000 - Governance					
1 - Expenditure					
920000-00-1200-000	Salaries	806,527	746,527	-60,000	October - Reduced by $60K for vacant SGO and CO roles currently covered by Agency employees
920000-00-1216-000	Agency Staff	0	60,000	60,000	October - Agency staff costs for SGO and COG positions following resignations.
920000-00-1226-000	Stationery	4,000	6,000	2,000	Budget for GSR team as a whole. Will need new chairs and standup desks for a number of members of staff (plus new stuff following recruitment)
920000-00-1268-000	Services - Postal	60,000	70,000	10,000	October - increase in postal service costs expected
920000-00-1279-000	Services - Other	0	4,500	4,500	October - original budget request not allocated. Required for bookbinding of minutes and archive paper for bookbinding.
920000-00-1317-000	Ins. Prem - Other	29,935	26,628	-3,307	Annual insurance premium. October - Premium updated per actual billing
TOTAL 1 - Expenditure		**900,462**	**913,655**	**13,193**	
TOTAL 920000 - Governance		**900,462**	**913,655**	**13,193**	
920003 - Legal					
1 - Expenditure					
920003-00-1376-000	Registration - General	5,000	6,000	1,000	Legal Board Registration Fees x 2 and Law Mutual indemnity exemptions x 2: fee increases
TOTAL 1 - Expenditure		**5,000**	**6,000**	**1,000**	
TOTAL 920003 - Legal		**5,000**	**6,000**	**1,000**	
920500 - Records Management					
1 - Expenditure					
920500-00-1371-000	Travel - Conferences	500	800	300	Travel to and Parking at training venues

	Current Budget	Revised Budget	Movement	Comment
TOTAL 1 - Expenditure	**500**	**800**	**300**	
TOTAL 920500 - Records Management	**500**	**800**	**300**	
921500 - Elected Members/Council				
1 - Expenditure				
921500-00-1317-000 Ins. Prem - Other	27,117	24,122	-2,995	Annual insurance premium. October - Premium updated per actual billing
921500-00-1332-000 Advertising	3,000	7,000	4,000	Council and council meeting related advertising & public notices.
921500-00-1377-000 Travel - General	100	400	300	incidental travel for Councillors and Mayor for official functions and duties
921500-00-1382-000 Election Expenses	180,000	190,000	10,000	Electoral Commission Costs associated with 2025 Local Government Ordinary Election; Other associated election expenses (advertising and public notices /information sessions etc); additional allowance for cost of City count staff
TOTAL 1 - Expenditure	**210,217**	**221,522**	**11,305**	
TOTAL 921500 - Elected Members/Council	**210,217**	**221,522**	**11,305**	
921501 - Sister City				
1 - Expenditure				
921501-00-1216-000 Agency Staff	35,000	25,000	-10,000	Allowance for staffing support to plan and deliver exchanges. October - Reduced to reflect actual spend and timing.
TOTAL 1 - Expenditure	**35,000**	**25,000**	**-10,000**	
TOTAL 921501 - Sister City	**35,000**	**25,000**	**-10,000**	
921600 - Belmont Trust				
1 - Expenditure				
921600-00-1271-000 Services - Other Consultants	150,000	170,000	20,000	CF2024 Funds to undertake master planning
TOTAL 1 - Expenditure	**150,000**	**170,000**	**20,000**	
6 - Capital Income				
921600-00-6854-000 Belmont Trust Reserve	-202,324	-222,324	-20,000	Reserve Funding of Belmont Trust Land Strategy plus General Mtce (P14300)
TOTAL 6 - Capital Income	**-202,324**	**-222,324**	**-20,000**	
TOTAL 921600 - Belmont Trust	**150,000**	**170,000**	**20,000**	

		Current Budget	Revised Budget	Movement	Comment
911000 - Finance Department					
1 - Expenditure					
911000-00-1317-000	Ins. Prem - Other	8,906	7,922	-984	Annual insurance premium. October - Premium updated per actual billing
911000-40-1314-000	Ins. Prem - Motor Vehicle	0	1,314	1,314	Annual insurance premium. October - Premium updated per actual billing
TOTAL 1 - Expenditure		**8,906**	**9,236**	**330**	
TOTAL 911000 - Finance Department		**8,906**	**9,236**	**330**	
913500 - Financing Activities					
4 - Income					
913500-00-4164-000	Interest - Bank	-3,122,191	-1,779,404	1,342,787	Interest on reserve funds based on forecast balances
913500-00-4823-000	Streetscapes reserve	-35,829	0	35,829	Interest on reserve funds based on forecast balances October - Reserve closed - transferred to Infrastructure Reserve
913500-00-4824-000	Parks Development reserve	0	-44,290	-44,290	Interest on reserve funds based on forecast balances October - Reserve closed - transferred to Infrastructure Reserve
913500-00-4833-000	Land acquisition reserve	-736,679	0	736,679	Interest on reserve funds based on forecast balances October - Reserve closed - transferred to Property Development Reserve
913500-00-4835-000	LSL Reserve - Salaries	-140,374	0	140,374	Interest on reserve funds based on forecast balances October - Reserve closed - transferred to Employee Entitlement Reserve
913500-00-4836-000	LSL Reserve - Wages	-24,068	0	24,068	Interest on reserve funds based on forecast balances October - Reserve closed - transferred to Employee Entitlement Reserve
913500-00-4839-000	Property development reserve	-1,172,702	-1,909,381	-736,679	Interest on reserve funds based on forecast balances October - amended to include interest from closed Land Acquisition Reserve
913500-00-4847-000	Misc Entitlements Reserve	-52,812	-217,254	-164,442	Interest on reserve funds based on forecast balances October - amended to include interest from closed LSL and Misc Entitlement Reserves
913500-00-4855-000	Urban Forest Strategic Management Reserve	-8,461	0	8,461	Interest on reserve funds based on forecast balances October - Reserve closed - transferred to Infrastructure Reserve
TOTAL 4 - Income		**-5,293,116**	**-3,950,329**	**1,342,787**	
TOTAL 913500 - Financing Activities		**0**	**0**	**0**	
914500 - Insurance					
1 - Expenditure					
914500-00-1310-000	Ins. Prem - Property	405,596	336,388	-69,208	3.5% construction price increase and 10% scheme contribution increase added (see email advice from Manager Finance 12/2/25. Scheme change estimate from Account Manager 11/03/25). October - Premium updated per actual billing

	Current Budget	Revised Budget	Movement	Comment
914500-00-1311-000 Ins. Prem - Public Liability	342,862	293,969	-48,893	2.9% CPI increase and 10% scheme contribution increase added (see email advice from Manager Finance 12/2/25. Scheme change estimate from Account Manager 11/03/25). October - Premium updated per actual billing
914500-00-1314-000 Ins. Prem - Motor Vehicle	84,166	75,086	-9,080	2.9% CPI increase and 10% scheme contribution increase added. October - Premium updated per actual billing
914500-00-1315-000 Ins. Prem - Personal Risk	2,118	1,505	-613	2.9% CPI increase and 10% scheme contribution increase added (see email advice from Manager Finance 12/2/25. Scheme change estimate from Account Manager 11/03/25). October - Premium updated per actual billing
914500-00-1317-000 Ins. Prem - Other	86,581	69,459	-17,122	2.9% CPI increase and 10% scheme contribution increase added (see email advice from Manager Finance 12/2/25. Scheme change estimate from Account Manager 11/03/25). October - Premium updated per actual billing
914500-00-1319-000 Ins. Prem - Workers Comp	342,038	354,029	11,991	Increase based on payroll estimate 2025-26 of $27,404,461 and 10% scheme contribution rate increase (Estimate from Account Manager 11/03/25). October - Premium updated per actual billing
TOTAL 1 - Expenditure	**1,263,361**	**1,130,436**	**-132,925**	
4 - Income				
914500-00-4310-000 Ins. Prem - Property	-405,596	-336,388	69,208	Annual insurance premium. October - Premium updated per actual billing
914500-00-4311-000 Ins. Prem - Public Liability	-342,862	-293,969	48,893	Annual insurance premium. October - Premium updated per actual billing
914500-00-4314-000 Ins. Prem - Motor Vehicle	-84,166	-75,086	9,080	Annual insurance premium. October - Premium updated per actual billing
914500-00-4315-000 Ins. Prem - Personal Risk	-2,118	-1,505	613	Annual insurance premium. October - Premium updated per actual billing
914500-00-4317-000 Ins. Prem - Other	-86,581	-69,459	17,122	Annual insurance premium. October - Premium updated per actual billing
914500-00-4319-000 Ins. Prem - Workers Comp	-295,505	-354,029	-58,524	Annual insurance premium. October - Premium updated per actual billing
TOTAL 4 - Income	**-1,216,828**	**-1,130,436**	**86,392**	
TOTAL 914500 - Insurance	**1,263,361**	**1,130,436**	**-132,925**	
920004 - Business Continuity				
1 - Expenditure				
920004-40-1314-000 Ins. Prem - Motor Vehicle	0	365	365	Annual insurance premium. October - Premium updated per actual billing
TOTAL 1 - Expenditure	**0**	**365**	**365**	
TOTAL 920004 - Business Continuity	**0**	**365**	**365**	
915000 - Transfer To Reserve				
3 - Capital Expenditure				

			Current Budget	Revised Budget	Movement	Comment
	915000-00-3823-000	Streetscapes reserve	35,829	0	-35,829	Transfer of balances of Parks Development Reserve, Urban Forest Strategy Management Reserve and Streetscapes Reserve to new Infrastructure Reserve October - Reserve closed - transferred to Infrastructure Reserve based on actual closing FY25 balance
**						
	915000-00-3824-000	Parks Development reserve	202,988	1,176,781	973,793	Transfer of balances of Parks Development Reserve, Urban Forest Strategy Management Reserve and Streetscapes Reserve to new Infrastructure Reserve October - Reserve closed - transferred to Infrastructure Reserve based on actual closing FY25 balance
**						
	915000-00-3833-000	Land acquisition reserve	736,679	0	-736,679	Transfer of interest on reserve funds based on forecast balances October - Reserve closed - transferred to Property Development Reserve based on actual closing FY25 balance
**						
	915000-00-3835-000	LSL Reserve - Salaries	140,374	0	-140,374	Transfer of interest on reserve funds based on forecast balances October - Reserve closed - transferred to Employee Entitlement Reserve based on actual closing FY25 balance
**						
	915000-00-3836-000	LSL Reserve - Wages	24,068	0	-24,068	Transfer of interest on reserve funds based on forecast balances October - Reserve closed - transferred to Employee Entitlement Reserve based on actual closing FY25 balance
**						
	915000-00-3839-000	Property development reserve	13,479,331	13,445,007	-34,324	Transfer of interest on reserve funds based on forecast balances. Transfer of balances of Land Acquisition Reserve into Property Development Reserve October - amended to include closed Land Acquisition Reserve
**						
	915000-00-3847-000	Misc Entitlements Reserve	2,912,420	2,507,529	-404,891	Transfer of interest on reserve funds based on forecast balances. Transfer of balances of LSL - Salaries, LSL - Wages and Misc. entitlements reserve to new Employee Entitlement Reserve October - amended to include closed LSL and Misc Entitlement Reserves
**						
	915000-00-3855-000	Urban Forest Strategic Management Reserve	8,461	0	-8,461	Interest on reserve funds based on forecast balances October - Reserve closed - transferred to Infrastructure Reserve
**						
	915000-00-3859-000	Underground Power Reserve	576,878	56,095	-520,783	Transfer of 10% of prior year surplus October - amended in line with revised FY25 Closing surplus
**						
	TOTAL 3 - Capital Expenditure		**18,117,028**	**17,185,412**	**-931,616**	
	6 - Capital Income					
	915000-00-6821-000	Administration Building reserve	-52,123	-51,322	801	October - transfer amended based on FY25 closing balance
	915000-00-6823-000	Streetscapes reserve	-61,643	0	61,643	Transfer of balances of Parks Development Reserve, Urban Forest Strategy Management Reserve and Streetscapes Reserve to new Infrastructure Reserve October - Reserve closed - transferred to Infrastructure Reserve
	915000-00-6826-000	Belmont District Band reserve	-57,140	-56,981	159	Closure of Belmont District Band Reserve October - transfer amended based on FY25 closing balance
	915000-00-6829-000	District valuation reserve	-214,790	-121,325	93,465	Reserve funding of District Valuation October - transfer amended based on FY25 closing balance
	915000-00-6830-000	Election expenses reserve	-152,439	-84,446	67,993	Reserve funding or ordinary election per 921500-00-1382 October - transfer amended based on FY25 closing balance
	915000-00-6833-000	Land acquisition reserve	-12,306,629	-11,535,626	771,003	Transfer of balances of Land Acquisition Reserve into Property Development Reserve October - Reserve closed - transferred to Property Development Reserve

		Current Budget	Revised Budget	Movement	Comment
915000-00-6835-000	LSL Reserve - Salaries	-1,668,649	-1,970,332	-301,683	Transfer of balances of LSL - Salaries, LSL - Wages and Misc. entitlements reserve to new Employee Entitlement Reserves October - Reserve closed - transferred to Employee Entitlement Reserve based on actual closing FY25 balance
915000-00-6836-000	LSL Reserve - Wages	-345,133	-319,943	25,190	Transfer of balances of LSL - Salaries, LSL - Wages and Misc. entitlements reserve to new Employee Entitlement Reserves October - Reserve closed - transferred to Employee Entitlement Reserve based on actual closing FY25 balance
915000-00-6839-000	Property development reserve	-4,413	-5,786,474	-5,782,061	October - Reallocation of funds to municipal relating to EMRC departure
915000-00-6843-000	History Reserve	-202,303	-201,738	565	Closure of History Reserve October - transfer amended based on FY25 closing balance
915000-00-6847-000	Misc Entitlements Reserve	-845,826	0	845,826	Transfer of balances of LSL - Salaries, LSL - Wages and Misc. entitlements reserve to new Employee Entitlement Reserves October - Reserve closed - transferred to Employee Entitlement Reserve based on actual closing FY25 balance
915000-00-6855-000	Urban Forest Strategic Management Reserve	-141,345	-1,132,489	-991,144	Transfer of balances of Parks Development Reserve, Urban Forest Strategy Management Reserve and Streetscapes Reserve to new Infrastructure Reserve October - Reserve closed - amended based on actual closing FY25 balance
TOTAL 6 - Capital Income		**-16,052,433**	**-21,260,676**	**-5,208,243**	
TOTAL 915000 - Transfer To Reserve		**18,117,028**	**17,185,412**	**-931,616**	
910000 - Rates					
1 - Expenditure					
910000-00-1272-000	Services - Banking (Input Txd)	2,000	137,970	135,970	Merchant Fees for Credit card payments October - Increased for Amex surcharge fee oncharged per adopted F&C
910000-00-1333-000	Discount Allowed	2,237,171	2,212,297	-24,874	5% discount on rates amounts paid on or before due date October - amended in line with discounts granted
TOTAL 1 - Expenditure		**2,239,171**	**2,350,267**	**111,096**	
4 - Income					
910000-00-4000-000	General Rates - Residential	-25,776,881	-25,872,525	-95,644	Rates revenue based on 3.6% increase October - increased in line with interims received post rates modelling finalisation
910000-00-4001-000	General Rates - Commercial	-11,761,414	-11,726,413	35,001	Rates revenue based on 3.6% increase October - increased in line with interims received post rates modelling finalisation
910000-00-4002-000	General Rates - Industrial	-11,037,426	-11,259,760	-222,334	Rates revenue based on 3.6% increase October - increased in line with interims received post rates modelling finalisation
910000-00-4009-000	Ex Gratia Rates	-15,701,631	-16,256,810	-555,179	Ex gratia rates for Perth Airport and Dampier Bunbury gas pipeline October - increased in line with revised Airport GRV and actual Dampier pipeline payment received
910000-00-4272-000	Services - Banking (Input Txd)	0	-135,970	-135,970	Credit card surcharge fees October - Increased in line with oncharged credit card surcharge per F&C

	Current Budget	Revised Budget	Movement	Comment
TOTAL 4 - Income	**-64,277,352**	**-65,251,478**	**-974,126**	
6 - Capital Income				
910000-00-6835-000 LSL Reserve - Salaries	-14,118	0	14,118	Reserve funding of LSL taken October - Reserve closed - transferred to Employee Entitlement Reserve
910000-00-6847-000 Misc Entitlements Reserve	0	-14,118	-14,118	Reserve funding of LSL taken October - Reserve closed - transferred to include LSL and Misc Entitlement Reserves
TOTAL 6 - Capital Income	**-14,118**	**-14,118**	**0**	
TOTAL 910000 - Rates	**2,239,171**	**2,350,267**	**111,096**	
910500 - General Purpose Income				
4 - Income				
910500-00-4020-000 Financial Assistance Grant	-1,235,000	-1,217,448	17,552	General portion of Financial Assistance Grant (pending advice of advance payment amount to be received in 24/25). Will be paid quarterly per notification from DLGSCI. October - instalments revised in line with notification from DLGSCI
TOTAL 4 - Income	**-1,235,000**	**-1,217,448**	**17,552**	
TOTAL 910500 - General Purpose Income	**0**	**0**	**0**	
911500 - Computing				
1 - Expenditure				
911500-00-1237-000 Business Applications	2,280,913	2,240,913	-40,000	October - Removed $40k and added to capital to cover website upgrade from K12 to XbyK
911500-00-1317-000 Ins. Prem - Other	15,956	14,194	-1,762	Annual insurance premium. October - Premium updated per actual billing
911500-40-1314-000 Ins. Prem - Motor Vehicle	0	362	362	Annual insurance premium. October - Premium updated per actual billing
TOTAL 1 - Expenditure	**2,296,869**	**2,255,469**	**-41,400**	
3 - Capital Expenditure				
911500-32-3237-000 Business Applications	0	110,000	110,000	October - Transferred $40k from Operating to Capital to cover website upgrade from K12 to XbyK. Increased to $110k by drawing $70 from IT Reserve
911500-32-3252-000 Equipment	530,000	1,060,000	530,000	October - $350,000 capital project carry forward from 2024-25 FY for replacement of key network infrastructure. $180,000 capital project carry forward from 2024-25 FY for replacement of key UPS hardware.
TOTAL 3 - Capital Expenditure	**530,000**	**1,170,000**	**640,000**	
6 - Capital Income				

	Current Budget	Revised Budget	Movement	Comment
911500-00-6820-000 Information Technology Reserve	0	-70,000	-70,000	October - Reserve funding the mandatory XbyK migration of the City's website.
911500-00-6858-000 Capital Projects Reserve	0	-197,037	-197,037	October - Funds CFWD at March 23/24 budget review for replacement of network switching not yet utilised
TOTAL 6 - Capital Income	**0**	**-267,037**	**-267,037**	
TOTAL 911500 - Computing	**2,296,869**	**2,255,469**	**-41,400**	
911700 - Marketing & Communications				
1 - Expenditure				
911700-00-1216-000 Agency Staff	4,000	12,000	8,000	Leave cover October - website project - content review
911700-00-1263-000 Services - Advertising	48,700	134,700	86,000	Digital and print advertising October - Live in Belmont campaign phase 1 - planning and early promotions
911700-00-1271-000 Services - Other Consultants	19,100	23,000	3,900	Communication and engagement consultancy services October - communications audit and phasing adjustment
911700-00-1317-000 Ins. Prem - Other	21,290	18,938	-2,352	Annual insurance premium. October - Premium updated per actual billing
911700-00-1373-000 Registration - Train/Conf	11,800	10,500	-1,300	Team training and conferences October - minor saving and phasing adjustment
911700-40-1314-000 Ins. Prem - Motor Vehicle	0	637	637	Annual insurance premium. October - Premium updated per actual billing
TOTAL 1 - Expenditure	**104,890**	**199,775**	**94,885**	
TOTAL 911700 - Marketing & Communications	**104,890**	**199,775**	**94,885**	
911701 - Corporate Documents				
1 - Expenditure				
911701-00-1262-000 Services - Marketing	6,000	0	-6,000	Print preparation, template and style updates October - savings noted or included in Corp Docs total
TOTAL 1 - Expenditure	**6,000**	**0**	**-6,000**	
TOTAL 911701 - Corporate Documents	**6,000**	**0**	**-6,000**	
921503 - Functions & Catering				
1 - Expenditure				
921503-00-1279-000 Services - Other	55,000	47,000	-8,000	Christmas decorations and laundry costs October - minor saving and phasing adjustment
921503-00-1387-000 Food - Other	59,300	62,300	3,000	Milk, fruit, coffee & tea supplies and function catering supplies October - minor cost increases 2026
TOTAL 1 - Expenditure	**114,300**	**109,300**	**-5,000**	
TOTAL 921503 - Functions & Catering	**114,300**	**109,300**	**-5,000**	

		Current Budget	Revised Budget	Movement	Comment
980600 - Customer Relations					
1 - Expenditure					
980600-00-1200-000	Salaries	366,849	349,794	-17,055	Salaries budget reallocated to Agency Staff October - Reflect staffing structure and recruitment of vacant positions
980600-00-1216-000	Agency Staff	40,000	110,000	70,000	Salaries budget reallocated to Agency Staff budget + 3 days October - agency cover for vacant roles and long service leave
980600-00-1226-000	Stationery	500	1,500	1,000	Front Counter & Switch stationery October - minor increase phased
980600-00-1250-000	Furniture	600	3,000	2,400	Chairs October - minor increase for more chairs
980600-00-1252-000	Equipment	200	2,100	1,900	October - Front door reception timer
980600-00-1373-000	Registration - Train/Conf	500	2,500	2,000	October - minor increase for new team training
980600-00-1399-000	Miscellaneous	1,200	1,500	300	Front Counter Water and Uniform disposal costs October - minor increase in service costs
TOTAL 1 - Expenditure		**409,849**	**470,394**	**60,545**	
4 - Income					
980600-00-4113-000	Settlement Enquiries	0	-101,250	-101,250	October - Income from orders and requisitions reallocated from Building, Engineering, Health and Planning to Customer Relations in line with new process
TOTAL 4 - Income		**0**	**-101,250**	**-101,250**	
6 - Capital Income					
980600-00-6835-000	LSL Reserve - Salaries	-12,897	0	12,897	Reserve funding of anticipated LSL October - Reserve closed - transferred to Employee Entitlement Reserve
980600-00-6847-000	Misc Entitlements Reserve	0	-12,897	-12,897	October - funding of anticipated LSL
TOTAL 6 - Capital Income		**-12,897**	**-12,897**	**0**	
TOTAL 980600 - Customer Relations		**409,849**	**470,394**	**60,545**	
911900 - City Facilities & Property					
1 - Expenditure					
911900-00-1317-000	Ins. Prem - Other	3,559	3,166	-393	Annual insurance premium. October - Premium updated per actual billing
911900-40-1314-000	Ins. Prem - Motor Vehicle	0	739	739	Annual insurance premium. October - Premium updated per actual billing
TOTAL 1 - Expenditure		**3,559**	**3,905**	**346**	
TOTAL 911900 - City Facilities & Property		**3,559**	**3,905**	**346**	
911926 - 232 Fulham St					

	Current Budget	Revised Budget	Movement	Comment	
1 - Expenditure					
911926-10-1279-000 Services - Other	0	6,000	6,000	October - Removal of asbestos fence	
TOTAL 1 - Expenditure	**0**	**6,000**	**6,000**		
TOTAL 911926 - 232 Fulham St	**0**	**6,000**	**6,000**		
911929 - 4 Homewood St, Cloverdale					
1 - Expenditure					
911929-10-1271-000 Services - Other Consultants	15,000	21,000	6,000	Maintenance budget for residential property. October - removal of asbestos fence	
TOTAL 1 - Expenditure	**15,000**	**21,000**	**6,000**		
TOTAL 911929 - 4 Homewood St, Cloverdale	**15,000**	**21,000**	**6,000**		
911951 - Belmont HUB - NFP tenancy 13					
4 - Income					
911951-00-4073-000 Reimb - Utilities	0	-8,334	-8,334		0
911951-00-4122-000 Rent/Lease	0	-59,000	-59,000		0
TOTAL 4 - Income	**0**	**-67,334**	**-67,334**		
TOTAL 911951 - Belmont HUB - NFP tenancy 13	**0**	**-67,334**	**-67,334**		
911953 - HUB - NFP Tenancy 1 Income					
4 - Income					
911953-00-4122-000 Rent/Lease	-24,000	-16,000	8,000	gross rent. October - Tenancy vacant due to tenants' loss of funding	
TOTAL 4 - Income	**-24,000**	**-16,000**	**8,000**		
TOTAL 911953 - HUB - NFP Tenancy 1 Income	**-24,000**	**-16,000**	**8,000**		
911961 - HUB - NFP Tenancy 6 Income					
4 - Income					
911961-00-4122-000 Rent/Lease	-13,300	-8,867	4,433	October - Tenant surrendered lease due to restructure	
TOTAL 4 - Income	**-13,300**	**-8,867**	**4,433**		
TOTAL 911961 - HUB - NFP Tenancy 6 Income	**-13,300**	**-8,867**	**4,433**		
B02699 - 314 Kew Street					

	Current Budget	Revised Budget	Movement	Comment
1 - Expenditure				
B02699-00-1317-000 Ins. Prem - Other	2,027	1,803	-224	Annual insurance premium. October - Premium updated per actual billing
TOTAL 1 - Expenditure	**2,027**	**1,803**	**-224**	
TOTAL B02699 - 314 Kew Street	**2,027**	**1,803**	**-224**	
B03099 - Garvey Prk Kayak Store Bld Mnt				
1 - Expenditure				
B03099-00-1317-000 Ins. Prem - Other	4,979	4,429	-550	Annual insurance premium. October - Premium updated per actual billing
TOTAL 1 - Expenditure	**4,979**	**4,429**	**-550**	
TOTAL B03099 - Garvey Prk Kayak Store Bld Mnt	**4,979**	**4,429**	**-550**	
B20099 - Belmont HUB - General				
1 - Expenditure				
B20099-00-1317-000 Ins. Prem - Other	111,103	98,831	-12,272	Annual insurance premium. October - Premium updated per actual billing
TOTAL 1 - Expenditure	**111,103**	**98,831**	**-12,272**	
TOTAL B20099 - Belmont HUB - General	**111,103**	**98,831**	**-12,272**	
B81699 - Kewdale Community Centre Bld Mnt				
1 - Expenditure				
B81699-00-1317-000 Ins. Prem - Other	979	871	-108	Annual insurance premium. October - Premium updated per actual billing
TOTAL 1 - Expenditure	**979**	**871**	**-108**	
TOTAL B81699 - Kewdale Community Centre Bld Mnt	**979**	**871**	**-108**	
B81799 - Museum Building Bld Mnt				
1 - Expenditure				
B81799-00-1317-000 Ins. Prem - Other	4,612	4,103	-509	Annual insurance premium. October - Premium updated per actual billing
TOTAL 1 - Expenditure	**4,612**	**4,103**	**-509**	
TOTAL B81799 - Museum Building Bld Mnt	**4,612**	**4,103**	**-509**	
B81899 - Belmont Rsl Leake St Bld Mnt				
1 - Expenditure				

	Current Budget	Revised Budget	Movement	Comment
B81899-00-1317-000 Ins. Prem - Other	5,203	4,628	-575	Annual insurance premium. October - Premium updated per actual billing
TOTAL 1 - Expenditure	**5,203**	**4,628**	**-575**	
TOTAL B81899 - Belmont Rsl Leake St Bld Mnt	**5,203**	**4,628**	**-575**	
B82799 - Blmnt Cmnty Nursng Hme Bld Mnt				
1 - Expenditure				
B82799-00-1317-000 Ins. Prem - Other	11,379	10,122	-1,257	Annual insurance premium. October - Premium updated per actual billing
TOTAL 1 - Expenditure	**11,379**	**10,122**	**-1,257**	
TOTAL B82799 - Blmnt Cmnty Nursng Hme Bld Mnt	**11,379**	**10,122**	**-1,257**	
B82899 - 232 Fulham St				
1 - Expenditure				
B82899-00-1317-000 Ins. Prem - Other	206	184	-22	Annual insurance premium. October - Premium updated per actual billing
TOTAL 1 - Expenditure	**206**	**184**	**-22**	
TOTAL B82899 - 232 Fulham St	**206**	**184**	**-22**	
B82999 - 117 Epsom Ave				
1 - Expenditure				
B82999-00-1317-000 Ins. Prem - Other	337	300	-37	Annual insurance premium. October - Premium updated per actual billing
TOTAL 1 - Expenditure	**337**	**300**	**-37**	
TOTAL B82999 - 117 Epsom Ave	**337**	**300**	**-37**	
B83099 - 4 Homewood Street, Cloverdale				
1 - Expenditure				
B83099-00-1317-000 Ins. Prem - Other	439	391	-48	Annual insurance premium. October - Premium updated per actual billing
TOTAL 1 - Expenditure	**439**	**391**	**-48**	
TOTAL B83099 - 4 Homewood Street, Cloverdale	**439**	**391**	**-48**	
B83199 - 25 Brindley Street, Cloverdale				
1 - Expenditure				
B83199-00-1317-000 Ins. Prem - Other	259	231	-28	Annual insurance premium. October - Premium updated per actual billing

	Current Budget	Revised Budget	Movement	Comment
TOTAL 1 - Expenditure	**259**	**231**	**-28**	
TOTAL B83199 - 25 Brindley Street, Cloverdale	**259**	**231**	**-28**	
B83399 - Youth and Family Services Cent				
1 - Expenditure				
B83399-00-1317-000 Ins. Prem - Other	12,013	10,686	-1,327	Annual insurance premium. October - Premium updated per actual billing
TOTAL 1 - Expenditure	**12,013**	**10,686**	**-1,327**	
TOTAL B83399 - Youth and Family Services Cent	**12,013**	**10,686**	**-1,327**	
B83499 - 6A Homewood Street, Cloverdale				
1 - Expenditure				
B83499-00-1317-000 Ins. Prem - Other	185	164	-21	Annual insurance premium. October - Premium updated per actual billing
TOTAL 1 - Expenditure	**185**	**164**	**-21**	
TOTAL B83499 - 6A Homewood Street, Cloverdale	**185**	**164**	**-21**	
B83599 - 6B Homewood Street, Cloverdale				
1 - Expenditure				
B83599-00-1317-000 Ins. Prem - Other	185	164	-21	Annual insurance premium. October - Premium updated per actual billing
TOTAL 1 - Expenditure	**185**	**164**	**-21**	
TOTAL B83599 - 6B Homewood Street, Cloverdale	**185**	**164**	**-21**	
994000 - Technical Services				
1 - Expenditure				
994000-00-1200-000 Salaries	1,209,147	1,116,447	-92,700	October - Reduction with design costs capitalised against projects. As per salaries worksheet
994000-00-1216-000 Agency Staff	20,000	220,000	200,000	October - Budget allowance for Agency Civil Designer and additional support in Infrastructure Development, Crossovers. Agency support allowance if required, shall be reviewed and adjusted if required at October and March reviews.
994000-00-1271-000 Services - Other Consultants	40,000	80,000	40,000	October - Additional budget for engaging contractors and consultants for pavement cores, peer reviews, audits and specialist designs.
994000-40-1314-000 Ins. Prem - Motor Vehicle	0	2,164	2,164	Annual insurance premium. October - Premium updated per actual billing
TOTAL 1 - Expenditure	**1,269,147**	**1,418,611**	**149,464**	

	Current Budget	Revised Budget	Movement	Comment
4 - Income				
994000-00-4113-000 Settlement Enquiries	-15,000	0	15,000	October - Income from orders and requisitions reallocated from Building, Engineering, Health and Planning to Customer Relations in line with new process
TOTAL 4 - Income	**-15,000**	**0**	**15,000**	
TOTAL 994000 - Technical Services	**1,269,147**	**1,418,611**	**149,464**	
994001 - Asset Management				
1 - Expenditure				
994001-00-1271-000 Services - Other Consultants	15,000	60,000	45,000	AM related peer reviews, audits, project investigations. October - Budget increased to allow investigation & review of Goodwood Boat Ramp and Jetty. AM Maturity Audit Improvement Plan actions consultant assistance.
TOTAL 1 - Expenditure	**15,000**	**60,000**	**45,000**	
4 - Income				
994001-00-4204-000 Long Service Leave	6,000	-6,000	-12,000	Dave Fahy and Sam Stubbs
TOTAL 4 - Income	**6,000**	**-6,000**	**-12,000**	
6 - Capital Income				
994001-00-6059-000 Cont - Other	0	-68,182	-68,182	October - contribution for senior's bus
994001-00-6857-000 Carry Forward Projects Reserve	-200,000	-48,195	151,805	Reserve funding of projects CFWD in FY25 October - increase in line with unspent funds transferred to Reserve in FY25
TOTAL 6 - Capital Income	**-200,000**	**-116,377**	**83,623**	
TOTAL 994001 - Asset Management	**15,000**	**60,000**	**45,000**	
994003 - Traffic/Road Investigation				
1 - Expenditure				
994003-00-1271-000 Services - Other Consultants	150,000	40,000	-110,000	Civil Consultancy to develop 2027-2028 MRRG Submission, material testing and traffic management plan, Road Safety Audits as required by Main Roads WA for any State or National Black Spot submission. Engaging consultants for advancing the Redcliffe Area Traffic Study design. October - Forecast reduced external consultant requirements.
TOTAL 1 - Expenditure	**150,000**	**40,000**	**-110,000**	
TOTAL 994003 - Traffic/Road Investigation	**150,000**	**40,000**	**-110,000**	
994004 - Travel Smart				
1 - Expenditure				

	Current Budget	Revised Budget	Movement	Comment
994004-00-1271-000 Services - Other Consultants	125,000	40,000	-85,000	Sustainable Transport Strategy consultant and stakeholder engagement costs for project design and implementation. October - Forecast reduced consultant services with internal staff utilised.
994004-10-1265-000 Services - Equipment Maint.	0	6,000	6,000	October - New E Bike replacing one which was stolen. Insurance claim credit of $1k.
TOTAL 1 - Expenditure	**125,000**	**46,000**	**-79,000**	
TOTAL 994004 - Travel Smart	**125,000**	**46,000**	**-79,000**	
994007 - City Projects				
1 - Expenditure				
994007-00-1234-000 Uniforms/Protective Clothing	500	1,000	500	0
994007-40-1314-000 Ins. Prem - Motor Vehicle	0	346	346	Annual insurance premium. October - Premium updated per actual billing
TOTAL 1 - Expenditure	**500**	**1,346**	**846**	
TOTAL 994007 - City Projects	**500**	**1,346**	**846**	
CP2201 - Wilson Park Netball Courts & Sports Lighting				
1 - Expenditure				
CP2201-31-1279-000 Services - Other	0	2,500	2,500	Project closed October - new funds required to undertake investigate of court flooding and drainage failure
TOTAL 1 - Expenditure	**0**	**2,500**	**2,500**	
TOTAL CP2201 - Wilson Park Netball Courts & Sports Lighting	**0**	**2,500**	**2,500**	
CP2301 - Belmont Hub Major Defects Rectification				
1 - Expenditure				
CP2301-30-1271-000 Services - Other Consultants	50,000	100,000	50,000	CFWD. Superintendent fees to oversee defects repairs October - Additional funds transferred from Capital Projects Reserve
TOTAL 1 - Expenditure	**50,000**	**100,000**	**50,000**	
6 - Capital Income				
CP2301-00-6858-000 Capital Projects Reserve	-50,000	-182,706	-132,706	October - Additional funds transferred to project account
TOTAL 6 - Capital Income	**-50,000**	**-182,706**	**-132,706**	
TOTAL CP2301 - Belmont Hub Major Defects Rectification	**50,000**	**100,000**	**50,000**	
CP2401 - Wilson Park Precinct Redevelopment Zone 2				

	Current Budget	Revised Budget	Movement	Comment
1 - Expenditure				
CP2401-31-1271-000 Services - Other Consultants	120,000	250,000	130,000	CFWD. Project superintendent, design advice and technical advice during construction.
CP2401-31-1279-000 Services - Other	6,190,000	6,060,000	-130,000	CFWD. Construction Contract of $7.5m awarded Feb 2025. Works commenced in March 2025.
TOTAL 1 - Expenditure	**6,310,000**	**6,310,000**	**0**	
6 - Capital Income				
CP2401-00-6035-000 Grant - Capital Improvements	-2,500,000	-2,602,200	-102,200	State and Federal Grant Contributions October - IIOC funds recognised as Accured Income and Lotterywest funds recognised as Income in Advance in FY25
CP2401-00-6839-000 Property development reserve	-3,793,714	-3,741,514	52,200	Reserve Funding October - amended in line with available funding
CP2401-00-6858-000 Capital Projects Reserve	-50,000	0	50,000	October - amended in line with available funding
TOTAL 6 - Capital Income	**-6,343,714**	**-6,343,714**	**0**	
TOTAL CP2401 - Wilson Park Precinct Redevelopment Zone 2	**6,310,000**	**6,310,000**	**0**	
CP2402 - Faulkner Civic Precinct Redevelopment				
1 - Expenditure				
CP2402-30-1279-000 Services - Other	50,000	125,000	75,000	CFWD. Contingency to cover any items identified during defects liability period. October - Carry-forward funds from 2024-2025
TOTAL 1 - Expenditure	**50,000**	**125,000**	**75,000**	
6 - Capital Income				
CP2402-00-6858-000 Capital Projects Reserve	-75,000	0	75,000	October - transfer amended based on available funds
TOTAL 6 - Capital Income	**-75,000**	**0**	**75,000**	
TOTAL CP2402 - Faulkner Civic Precinct Redevelopment	**50,000**	**125,000**	**75,000**	
CP2406 - Peet Park Revitalisation				
6 - Capital Income				
CP2406-00-6035-000 Grant - Capital Improvements	-533,000	0	533,000	State Government and CSRFF Grant Contributions for lighting upgrades. October - Funds delayed to 2025-2026
CP2406-00-6858-000 Capital Projects Reserve	-300,000	-534,280	-234,280	October - revised in line with unspent funds transferred to reserve in FY25
TOTAL 6 - Capital Income	**-833,000**	**-534,280**	**298,720**	
TOTAL CP2406 - Peet Park Revitalisation	**0**	**0**	**0**	
CP2408 - Civic Building Refurbishment				

	Current Budget	Revised Budget	Movement	Comment
1 - Expenditure				
CP2408-30-1271-000 Services - Other Consultants	0	45,000	45,000	Project on holding pending project prioritisation. October - carry-forward funds 2024-2025
TOTAL 1 - Expenditure	**0**	**45,000**	**45,000**	
TOTAL CP2408 - Civic Building Refurbishment	**0**	**45,000**	**45,000**	
PE2201 - Esplanade Foreshore Stabilisation and Landscaping				
1 - Expenditure				
PE2201-30-1271-000 Services - Other Consultants	250,000	100,000	-150,000	October - remaining Superintendent and Technical Advice fees for prolongation of works.
PE2201-30-1279-000 Services - Other	25,000	630,000	605,000	October - carry-forward funds from 2024-2025 due to prolongation of works by Contractor.
TOTAL 1 - Expenditure	**275,000**	**730,000**	**455,000**	
6 - Capital Income				
PE2201-00-6035-000 Grant - Capital Improvements	0	-37,375	-37,375	October - Riverbank Grants Scheme funds recognised as Income in Advance in FY25
PE2201-00-6858-000 Capital Projects Reserve	-290,500	-616,805	-326,305	Funds transferred to project account from Capital Projects Reserve. Reserve transfer of funds CFWD from FY25. October - revised in line with unspent funds transferred to reserve in FY25
TOTAL 6 - Capital Income	**-290,500**	**-654,180**	**-363,680**	
TOTAL PE2201 - Esplanade Foreshore Stabilisation and Landscaping	**275,000**	**730,000**	**455,000**	
990000 - Roadworks				
4 - Income				
990000-00-4021-000 Grant - Formula Local	-729,479	-682,956	46,523	October - instalments revised in line with notification from DLGSCI
TOTAL 4 - Income	**-729,479**	**-682,956**	**46,523**	
6 - Capital Income				
990000-00-6025-000 Direct Local	-206,691	-203,333	3,358	Direct grant from MRWA, amount TBC. October - Direct grant amount confirmed.
TOTAL 6 - Capital Income	**-206,691**	**-203,333**	**3,358**	
TOTAL 990000 - Roadworks	**0**	**0**	**0**	
WR2326 - Belgravia Street - Wright St to Alexander Rd, 4 x speed plat				
1 - Expenditure				

		Current Budget	Revised Budget	Movement	Comment	
WR2326-30-1200-000	Salaries	3,840	4,800	960	Speed plateaus x 4 with street lighting. October - Budget reduced for design and lighting only in 25/26.	
WR2326-30-1201-000	Wages	3,840	0	-3,840		0
WR2326-30-1213-000	Salaries - Supervisors	3,840	0	-3,840		0
WR2326-30-1216-000	Agency Staff	3,840	0	-3,840		0
WR2326-30-1219-000	Overheads	18,432	0	-18,432		0
WR2326-30-1222-000	Materials	1,920	0	-1,920		0
WR2326-30-1253-000	Fleet / Plant	1,920	0	-1,920		0
WR2326-30-1271-000	Services - Other Consultants	0	39,231	39,231		0
WR2326-30-1279-000	Services - Other	154,368	14,400	-139,968		0
TOTAL 1 - Expenditure		**192,000**	**58,431**	**-133,569**		
6 - Capital Income						
WR2326-00-6024-000	Grant - Other Roads	-128,000	-16,000	112,000	Blackspot grant funding. October - Funding confirmed and reduced for design only in 25/26.	
TOTAL 6 - Capital Income		**-128,000**	**-16,000**	**112,000**		
TOTAL WR2326 - Belgravia Street - Wright St to Alexander Rd, 4 x spe		**192,000**	**58,431**	**-133,569**		
WR2539 - Abernethy Road: Fulham St to Leach Hwy (D&I)						
1 - Expenditure						
WR2539-30-1271-000	Services - Other Consultants	10,000	0	-10,000		0
WR2539-30-1279-000	Services - Other	30,000	0	-30,000		0
TOTAL 1 - Expenditure		**40,000**	**0**	**-40,000**		
TOTAL WR2539 - Abernethy Road: Fulham St to Leach Hwy (D&I)		**40,000**	**0**	**-40,000**		
WR2540 - Ascot Waters LED Street Lighting (New Luminaires)						
1 - Expenditure						
WR2540-30-1200-000	Salaries	0	12,000	12,000	October - Project carried forward from 24/25.	
WR2540-30-1271-000	Services - Other Consultants	0	24,000	24,000		0
WR2540-30-1279-000	Services - Other	0	84,000	84,000		0
TOTAL 1 - Expenditure		**0**	**120,000**	**120,000**		
TOTAL WR2540 - Ascot Waters LED Street Lighting (New Luminaires)		**0**	**120,000**	**120,000**		
WR2612 - Lemon Gum Court: Fulham St to End						

		Current Budget	Revised Budget	Movement	Comment	
1 - Expenditure						
WR2612-30-1201-000	Wages	1,776	2,395	619		0
WR2612-30-1213-000	Salaries - Supervisors	1,184	1,122	-62		0
WR2612-30-1216-000	Agency Staff	0	1,927	1,927		0
WR2612-30-1219-000	Overheads	4,736	8,402	3,666		0
WR2612-30-1222-000	Materials	592	1,040	448		0
WR2612-30-1253-000	Fleet / Plant	592	2,522	1,930		0
WR2612-30-1279-000	Services - Other	47,231	38,703	-8,528		0
TOTAL 1 - Expenditure		**56,111**	**56,111**	**0**		
TOTAL WR2612 - Lemon Gum Court: Fulham St to End		**56,111**	**56,111**	**0**		
WR2620 - Rason Place: Grand Pde to CDS						
1 - Expenditure						
WR2620-30-1201-000	Wages	1,624	1,636	12	Road rehabilitation project from asset management condition report. October - Budget increased following completed construction estimate and increased scope of works.	
WR2620-30-1213-000	Salaries - Supervisors	1,082	1,636	554		0
WR2620-30-1216-000	Agency Staff	0	1,636	1,636		0
WR2620-30-1219-000	Overheads	4,330	9,617	5,287		0
WR2620-30-1222-000	Materials	541	818	277		0
WR2620-30-1253-000	Fleet / Plant	541	818	277		0
WR2620-30-1279-000	Services - Other	43,187	65,615	22,428		0
TOTAL 1 - Expenditure		**51,305**	**81,776**	**30,471**		
TOTAL WR2620 - Rason Place: Grand Pde to CDS		**51,305**	**81,776**	**30,471**		
WR2624 - Smiths Avenue: Epsom Ave to Moreing St						
1 - Expenditure						
WR2624-30-1201-000	Wages	2,601	1,285	-1,316	Road rehabilitation project from asset management condition report. October - Budget reduced following completed construction estimate.	
WR2624-30-1213-000	Salaries - Supervisors	1,734	1,285	-449		0
WR2624-30-1216-000	Agency Staff	0	1,285	1,285		0
WR2624-30-1219-000	Overheads	6,936	7,557	621		0
WR2624-30-1222-000	Materials	867	644	-223		0

		Current Budget	Revised Budget	Movement	Comment	
WR2624-30-1253-000	Fleet / Plant	867	643	-224		0
WR2624-30-1279-000	Services - Other	69,197	51,564	-17,633		0
TOTAL 1 - Expenditure		**82,202**	**64,263**	**-17,939**		
TOTAL WR2624 - Smiths Avenue: Epsom Ave to Moreing St		**82,202**	**64,263**	**-17,939**		
WR2625 - Smiths Avenue: Lyall St to Morrison St						
1 - Expenditure						
WR2625-30-1201-000	Wages	2,601	1,285	-1,316	Road rehabilitation project from asset management condition report. October - Budget reduced following completed construction estimate.	
WR2625-30-1213-000	Salaries - Supervisors	1,734	1,285	-449		0
WR2625-30-1216-000	Agency Staff	0	1,285	1,285		0
WR2625-30-1219-000	Overheads	6,936	7,557	621		0
WR2625-30-1222-000	Materials	867	644	-223		0
WR2625-30-1253-000	Fleet / Plant	867	643	-224		0
WR2625-30-1279-000	Services - Other	69,197	51,564	-17,633		0
TOTAL 1 - Expenditure		**82,202**	**64,263**	**-17,939**		
TOTAL WR2625 - Smiths Avenue: Lyall St to Morrison St		**82,202**	**64,263**	**-17,939**		
WR2627 - O'Neile Parade: Moreing St to Lyall St						
1 - Expenditure						
WR2627-30-1201-000	Wages	3,905	1,637	-2,268	Road rehabilitation project from asset management condition report. October - Budget reduced following completed construction estimate, footpath in WF2605.	
WR2627-30-1213-000	Salaries - Supervisors	2,603	1,637	-966		0
WR2627-30-1216-000	Agency Staff	0	1,637	1,637		0
WR2627-30-1219-000	Overheads	10,413	9,624	-789		0
WR2627-30-1222-000	Materials	1,302	819	-483		0
WR2627-30-1253-000	Fleet / Plant	1,302	818	-484		0
WR2627-30-1279-000	Services - Other	103,864	65,668	-38,196		0
TOTAL 1 - Expenditure		**123,389**	**81,840**	**-41,549**		
TOTAL WR2627 - O'Neile Parade: Moreing St to Lyall St		**123,389**	**81,840**	**-41,549**		
WR2635 - Camden Street: Abernethy Rd to Robinson Ave						
1 - Expenditure						

		Current Budget	Revised Budget	Movement	Comment	
WR2635-30-1201-000	Wages	2,124	1,137	-987	Road rehabilitation project from asset management condition report. October - Budget reduced following construction estimate, footpath deferred to 26/27.	
WR2635-30-1213-000	Salaries - Supervisors	1,416	1,137	-279		0
WR2635-30-1216-000	Agency Staff	0	1,137	1,137		0
WR2635-30-1219-000	Overheads	5,664	6,683	1,019		0
WR2635-30-1222-000	Materials	708	568	-140		0
WR2635-30-1253-000	Fleet / Plant	708	568	-140		0
WR2635-30-1279-000	Services - Other	56,483	45,601	-10,882		0
TOTAL 1 - Expenditure		**67,103**	**56,831**	**-10,272**		
TOTAL WR2635 - Camden Street: Abernethy Rd to Robinson Ave		**67,103**	**56,831**	**-10,272**		
WR2638 - Trink Street: Scott St to Kew St						
1 - Expenditure						
WR2638-30-1201-000	Wages	2,465	1,469	-996	Road rehabilitation project from asset management condition report. October - Budget reduced following construction estimate.	
WR2638-30-1213-000	Salaries - Supervisors	1,643	1,469	-174		0
WR2638-30-1216-000	Agency Staff	1,643	1,469	-174		0
WR2638-30-1219-000	Overheads	9,202	8,639	-563		0
WR2638-30-1222-000	Materials	822	735	-87		0
WR2638-30-1253-000	Fleet / Plant	822	735	-87		0
WR2638-30-1279-000	Services - Other	65,573	58,946	-6,627		0
TOTAL 1 - Expenditure		**82,170**	**73,462**	**-8,708**		
TOTAL WR2638 - Trink Street: Scott St to Kew St		**82,170**	**73,462**	**-8,708**		
WR2639 - Fisher Street: Scott St to Keane St						
1 - Expenditure						
WR2639-30-1201-000	Wages	3,297	1,783	-1,514	Road rehabilitation project from asset management condition report. October - Budget reduced following construction estimate.	
WR2639-30-1213-000	Salaries - Supervisors	2,198	1,783	-415		0
WR2639-30-1216-000	Agency Staff	2,198	1,783	-415		0
WR2639-30-1219-000	Overheads	12,309	10,486	-1,823		0
WR2639-30-1222-000	Materials	1,099	892	-207		0
WR2639-30-1253-000	Fleet / Plant	1,099	892	-207		0
WR2639-30-1279-000	Services - Other	87,690	71,546	-16,144		0

		Current Budget	Revised Budget	Movement	Comment	
TOTAL 1 - Expenditure		**109,890**	**89,165**	**-20,725**		
TOTAL WR2639 - Fisher Street: Scott St to Keane St		**109,890**	**89,165**	**-20,725**		
WR2641 - Gabriel Street: Abernethy Rd to Fisher St						
1 - Expenditure						
WR2641-30-1201-000	Wages	3,222	2,396	-826	Road rehabilitation project from asset management condition report. October - Budget increased following construction estimate.	
WR2641-30-1213-000	Salaries - Supervisors	2,148	2,386	238		0
WR2641-30-1216-000	Agency Staff	2,148	2,386	238		0
WR2641-30-1219-000	Overheads	12,029	14,088	2,059		0
WR2641-30-1222-000	Materials	1,074	1,198	124		0
WR2641-30-1253-000	Fleet / Plant	1,074	1,198	124		0
WR2641-30-1279-000	Services - Other	85,720	96,140	10,420		0
TOTAL 1 - Expenditure		**107,415**	**119,792**	**12,377**		
TOTAL WR2641 - Gabriel Street: Abernethy Rd to Fisher St		**107,415**	**119,792**	**12,377**		
WR2642 - Gabriel Street: Fisher St to Belgravia St						
1 - Expenditure						
WR2642-30-1201-000	Wages	4,554	2,934	-1,620	Road rehabilitation project from asset management condition report. October - Budget increased following construction estimate.	
WR2642-30-1213-000	Salaries - Supervisors	3,036	2,934	-102		0
WR2642-30-1216-000	Agency Staff	3,036	2,934	-102		0
WR2642-30-1219-000	Overheads	17,002	17,250	248		0
WR2642-30-1222-000	Materials	1,518	1,466	-52		0
WR2642-30-1253-000	Fleet / Plant	1,518	1,467	-51		0
WR2642-30-1279-000	Services - Other	121,136	117,702	-3,434		0
TOTAL 1 - Expenditure		**151,800**	**146,687**	**-5,113**		
TOTAL WR2642 - Gabriel Street: Fisher St to Belgravia St		**151,800**	**146,687**	**-5,113**		
WR2643 - Gabriel Street: Belgravia St to Hardey Rd						
1 - Expenditure						
WR2643-30-1201-000	Wages	8,702	7,140	-1,562	Road rehabilitation project from asset management condition report. October - Budget increased following construction estimate.	
WR2643-30-1213-000	Salaries - Supervisors	5,801	7,140	1,339		0

	Current Budget	Revised Budget	Movement	Comment	
WR2643-30-1216-000 Agency Staff	5,801	7,140	1,339		0
WR2643-30-1219-000 Overheads	32,486	41,980	9,494		0
WR2643-30-1222-000 Materials	2,901	3,570	669		0
WR2643-30-1253-000 Fleet / Plant	2,901	3,650	749		0
WR2643-30-1279-000 Services - Other	231,478	286,357	54,879		0
TOTAL 1 - Expenditure	**290,070**	**356,977**	**66,907**		
TOTAL WR2643 - Gabriel Street: Belgravia St to Hardey Rd	**290,070**	**356,977**	**66,907**		
WR2644 - Lowes Street: Belgravia St to Daly St					
1 - Expenditure					
WR2644-30-1201-000 Wages	3,445	3,189	-256	Road rehabilitation project from asset management condition report. October - Budget increased following increased scope of work and construction estimate.	
WR2644-30-1213-000 Salaries - Supervisors	2,297	3,189	892		0
WR2644-30-1216-000 Agency Staff	2,297	3,189	892		0
WR2644-30-1219-000 Overheads	12,862	18,753	5,891		0
WR2644-30-1222-000 Materials	1,148	1,595	447		0
WR2644-30-1253-000 Fleet / Plant	1,148	1,595	447		0
WR2644-30-1279-000 Services - Other	91,643	127,958	36,315		0
TOTAL 1 - Expenditure	**114,840**	**159,468**	**44,628**		
TOTAL WR2644 - Lowes Street: Belgravia St to Daly St	**114,840**	**159,468**	**44,628**		
WR2645 - Durban Street: Hardey Rd to Keymer St					
1 - Expenditure					
WR2645-30-1201-000 Wages	3,282	2,408	-874	Road rehabilitation project from asset management condition report. October - Budget increased following construction estimate.	
WR2645-30-1213-000 Salaries - Supervisors	2,188	2,408	220		0
WR2645-30-1216-000 Agency Staff	2,188	2,408	220		0
WR2645-30-1219-000 Overheads	12,253	14,161	1,908		0
WR2645-30-1222-000 Materials	1,094	1,204	110		0
WR2645-30-1253-000 Fleet / Plant	1,094	1,204	110		0
WR2645-30-1279-000 Services - Other	87,296	96,620	9,324		0
TOTAL 1 - Expenditure	**109,395**	**120,413**	**11,018**		

		Current Budget	Revised Budget	Movement	Comment	
TOTAL WR2645 - Durban Street: Hardey Rd to Keymer St		**109,395**	**120,413**	**11,018**		
WR2648 - Verdun Street: Alfred St to Boulter Pl						
1 - Expenditure						
WR2648-30-1201-000	Wages	1,767	1,043	-724	Road rehabilitation project from asset management condition report. October - Budget reduced following construction estimate.	
WR2648-30-1213-000	Salaries - Supervisors	1,178	1,043	-135		0
WR2648-30-1216-000	Agency Staff	1,178	1,043	-135		0
WR2648-30-1219-000	Overheads	6,597	6,132	-465		0
WR2648-30-1222-000	Materials	589	522	-67		0
WR2648-30-1253-000	Fleet / Plant	589	521	-68		0
WR2648-30-1279-000	Services - Other	47,007	41,840	-5,167		0
TOTAL 1 - Expenditure		**58,905**	**52,144**	**-6,761**		
TOTAL WR2648 - Verdun Street: Alfred St to Boulter Pl		**58,905**	**52,144**	**-6,761**		
WR2649 - Miller Avenue: Moreing St to Morrison St						
1 - Expenditure						
WR2649-30-1201-000	Wages	2,109	2,529	420	Road rehabilitation project from asset management condition report. October - Budget increased following increased scope and construction estimate.	
WR2649-30-1213-000	Salaries - Supervisors	1,406	2,529	1,123		0
WR2649-30-1216-000	Agency Staff	1,406	2,529	1,123		0
WR2649-30-1219-000	Overheads	7,874	14,869	6,995		0
WR2649-30-1222-000	Materials	703	1,264	561		0
WR2649-30-1253-000	Fleet / Plant	700	1,264	564		0
WR2649-30-1271-000	Services - Other Consultants	56,092	101,452	45,360		0
TOTAL 1 - Expenditure		**70,290**	**126,436**	**56,146**		
TOTAL WR2649 - Miller Avenue: Moreing St to Morrison St		**70,290**	**126,436**	**56,146**		
WR2651 - Fisher Street: Boulter Place to cul-de-sac.						
1 - Expenditure						
WR2651-30-1201-000	Wages	1,158	1,000	-158	Road rehabilitation project from asset management condition report. October - Budget increased following construction estimate.	
WR2651-30-1213-000	Salaries - Supervisors	772	1,000	228		0
WR2651-30-1216-000	Agency Staff	772	1,000	228		0
WR2651-30-1219-000	Overheads	4,323	7,350	3,027		0

		Current Budget	Revised Budget	Movement	Comment	
WR2651-30-1222-000	Materials	386	1,000	614		0
WR2651-30-1253-000	Fleet / Plant	386	1,000	614		0
WR2651-30-1279-000	Services - Other	30,813	37,650	6,837		0
TOTAL 1 - Expenditure		**38,610**	**50,000**	**11,390**		
TOTAL WR2651 - Fisher Street: Boulter Place to cul-de-sac.		**38,610**	**50,000**	**11,390**		
WR2654 - Abernethy Road:Campbel St. to Alexander Rd.						
1 - Expenditure						
WR2654-30-1200-000	Salaries	0	9,600	9,600		0
WR2654-30-1201-000	Wages	14,546	9,601	-4,945	Road rehabilitation project from asset management condition report. October - Budget reduced to match confirmed grant contribution.	
WR2654-30-1213-000	Salaries - Supervisors	9,697	9,601	-96		0
WR2654-30-1216-000	Agency Staff	9,698	9,601	-97		0
WR2654-30-1219-000	Overheads	54,306	70,566	16,260		0
WR2654-30-1222-000	Materials	4,848	4,800	-48		0
WR2654-30-1253-000	Fleet / Plant	4,848	4,800	-48		0
WR2654-30-1279-000	Services - Other	386,923	361,470	-25,453		0
TOTAL 1 - Expenditure		**484,866**	**480,039**	**-4,827**		
6 - Capital Income						
WR2654-00-6023-000	Grant - Metro Roads	-323,245	-320,025	3,220	MRRG grant funding. October - MRRG funding amount confirmed.	
TOTAL 6 - Capital Income		**-323,245**	**-320,025**	**3,220**		
TOTAL WR2654 - Abernethy Road:Campbel St. to Alexander Rd.		**484,866**	**480,039**	**-4,827**		
WR2656 - Alexander Road:Hardey Rd. to Belgravia St.						
1 - Expenditure						
WR2656-30-1201-000	Wages	12,278	8,106	-4,172	Road rehabilitation project from asset management condition report. October - Budget reduced to match confirmed grant contribution.	
WR2656-30-1213-000	Salaries - Supervisors	8,184	8,106	-78		0
WR2656-30-1216-000	Agency Staff	8,184	8,106	-78		0
WR2656-30-1219-000	Overheads	45,834	47,664	1,830		0
WR2656-30-1222-000	Materials	4,092	4,052	-40		0
WR2656-30-1253-000	Fleet / Plant	4,092	4,052	-40		0

		Current Budget	Revised Budget	Movement	Comment	
WR2656-30-1279-000	Services - Other	326,583	325,212	-1,371		0
TOTAL 1 - Expenditure		**409,247**	**405,298**	**-3,949**		
6 - Capital Income						
WR2656-00-6023-000	Grant - Metro Roads	-272,832	-270,200	2,632	MRRG grant funding. October - MRRG funding amount confirmed.	
TOTAL 6 - Capital Income		**-272,832**	**-270,200**	**2,632**		
TOTAL WR2656 - Alexander Road:Hardey Rd. to Belgravia St.		**409,247**	**405,298**	**-3,949**		
WR2657 - Selwyn Place – Gladstone Rd to End						
1 - Expenditure						
WR2657-30-1201-000	Wages	635	612	-23	Road rehabilitation project from asset management condition report. October - Budget increased following construction estimate.	
WR2657-30-1213-000	Salaries - Supervisors	424	612	188		0
WR2657-30-1216-000	Agency Staff	424	612	188		0
WR2657-30-1219-000	Overheads	2,373	3,598	1,225		0
WR2657-30-1222-000	Materials	212	306	94		0
WR2657-30-1253-000	Fleet / Plant	212	306	94		0
WR2657-30-1279-000	Services - Other	16,895	24,545	7,650		0
TOTAL 1 - Expenditure		**21,175**	**30,591**	**9,416**		
TOTAL WR2657 - Selwyn Place – Gladstone Rd to End		**21,175**	**30,591**	**9,416**		
WR2720 - Alexander Road: Armadale Rd Roundabout (Blackspot)						
1 - Expenditure						
WR2720-30-1216-000	Agency Staff	0	3,500	3,500	October - Budget for design of 26/27 project.	
TOTAL 1 - Expenditure		**0**	**3,500**	**3,500**		
TOTAL WR2720 - Alexander Road: Armadale Rd Roundabout (Blacksp		**0**	**3,500**	**3,500**		
WR2721 - Hardey Road: Alexander Rd to Sydenham St						
1 - Expenditure						
WR2721-30-1200-000	Salaries	0	5,000	5,000	October - Budget for design of 26/27 project.	
WR2721-30-1279-000	Services - Other	0	7,000	7,000	October - Budget for design of 26/27 project.	
TOTAL 1 - Expenditure		**0**	**12,000**	**12,000**		

	Current Budget	Revised Budget	Movement	Comment
TOTAL WR2721 - Hardey Road: Alexander Rd to Sydenham St	**0**	**12,000**	**12,000**	
WR2722 - Hardey Road: Sydenham St to Wright St				
1 - Expenditure				
WR2722-30-1200-000 Salaries	0	5,000	5,000	October - Budget for design of 26/27 project.
WR2722-30-1279-000 Services - Other	0	7,000	7,000	October - Budget for design of 26/27 project.
TOTAL 1 - Expenditure	**0**	**12,000**	**12,000**	
TOTAL WR2722 - Hardey Road: Sydenham St to Wright St	**0**	**12,000**	**12,000**	
WR2723 - Abernethy Road: Casella Place Intersection (southbound)				
1 - Expenditure				
WR2723-30-1200-000 Salaries	0	4,500	4,500	October - Budget for design of 26/27 project.
WR2723-30-1279-000 Services - Other	0	7,500	7,500	October - Budget for design of 26/27 project.
TOTAL 1 - Expenditure	**0**	**12,000**	**12,000**	
TOTAL WR2723 - Abernethy Road: Casella Place Intersection (southbo	**0**	**12,000**	**12,000**	
WR2724 - Esther Street: Robinson Ave to Belmont Ave				
1 - Expenditure				
WR2724-30-1200-000 Salaries	0	4,600	4,600	October - Budget for design of 26/27 project.
TOTAL 1 - Expenditure	**0**	**4,600**	**4,600**	
TOTAL WR2724 - Esther Street: Robinson Ave to Belmont Ave	**0**	**4,600**	**4,600**	
WR2725 - Hubert Street: Fairbrother St to Cul-de-sac				
1 - Expenditure				
WR2725-30-1200-000 Salaries	0	4,600	4,600	October - Budget for design of 26/27 project.
TOTAL 1 - Expenditure	**0**	**4,600**	**4,600**	
TOTAL WR2725 - Hubert Street: Fairbrother St to Cul-de-sac	**0**	**4,600**	**4,600**	
WR2726 - Keymer Street: Sydenham St to Ashworth St				
1 - Expenditure				
WR2726-30-1216-000 Agency Staff	0	6,000	6,000	October - Budget for design of 26/27 project.
TOTAL 1 - Expenditure	**0**	**6,000**	**6,000**	
TOTAL WR2726 - Keymer Street: Sydenham St to Ashworth St	**0**	**6,000**	**6,000**	

	Current Budget	Revised Budget	Movement	Comment
WR2727 - Victoria Street North: Kanowna Ave East to The Court				
1 - Expenditure				
WR2727-30-1216-000 Agency Staff	0	6,000	6,000	October - Budget for design of 26/27 project.
TOTAL 1 - Expenditure	**0**	**6,000**	**6,000**	
TOTAL WR2727 - Victoria Street North: Kanowna Ave East to The Cou	**0**	**6,000**	**6,000**	
WR2728 - The Court: Victoria St Nth to End				
1 - Expenditure				
WR2728-30-1216-000 Agency Staff	0	6,000	6,000	October - Budget for design of 26/27 project.
TOTAL 1 - Expenditure	**0**	**6,000**	**6,000**	
TOTAL WR2728 - The Court: Victoria St Nth to End	**0**	**6,000**	**6,000**	
WR2729 - Abernethy Road:Kew St Intersection (D&I)				
1 - Expenditure				
WR2729-30-1200-000 Salaries	0	4,000	4,000	October - Budget for design of 26/27 project.
WR2729-30-1279-000 Services - Other	0	6,000	6,000	October - Budget for design of 26/27 project.
TOTAL 1 - Expenditure	**0**	**10,000**	**10,000**	
TOTAL WR2729 - Abernethy Road:Kew St Intersection (D&I)	**0**	**10,000**	**10,000**	
WR2730 - Abernethy Road:Scott St Intersection (D&I)				
1 - Expenditure				
WR2730-30-1200-000 Salaries	0	4,000	4,000	October - Budget for design of 26/27 project.
WR2730-30-1279-000 Services - Other	0	6,000	6,000	October - Budget for design of 26/27 project.
TOTAL 1 - Expenditure	**0**	**10,000**	**10,000**	
TOTAL WR2730 - Abernethy Road:Scott St Intersection (D&I)	**0**	**10,000**	**10,000**	
WR2731 - Abernethy Road:Keane St Intersection (D&I)				
1 - Expenditure				
WR2731-30-1216-000 Agency Staff	0	12,000	12,000	October - Budget for design of 26/27 project.
WR2731-30-1271-000 Services - Other Consultants	0	6,000	6,000	October - Budget for design of 26/27 project.
TOTAL 1 - Expenditure	**0**	**18,000**	**18,000**	
TOTAL WR2731 - Abernethy Road:Keane St Intersection (D&I)	**0**	**18,000**	**18,000**	

	Current Budget	Revised Budget	Movement	Comment
WR2803 - Resolution Drive:Westbound Carriageway - Roundabout to Round				
1 - Expenditure				
WR2803-30-1216-000 Agency Staff	0	6,000	6,000	October - Budget for design of 27/28 project.
TOTAL 1 - Expenditure	**0**	**6,000**	**6,000**	
TOTAL WR2803 - Resolution Drive:Westbound Carriageway - Roundal	**0**	**6,000**	**6,000**	
WR2804 - Resolution Drive:Westbound Carriageway - GEH to Grandstand				
1 - Expenditure				
WR2804-30-1216-000 Agency Staff	0	6,000	6,000	October - Budget for design of 27/28 project.
TOTAL 1 - Expenditure	**0**	**6,000**	**6,000**	
TOTAL WR2804 - Resolution Drive:Westbound Carriageway - GEH to C	**0**	**6,000**	**6,000**	
WR2805 - Stoneham Street: Hargreaves St to Resolution Dve				
1 - Expenditure				
WR2805-30-1216-000 Agency Staff	0	6,000	6,000	October - Budget for design of 27/28 project.
TOTAL 1 - Expenditure	**0**	**6,000**	**6,000**	
TOTAL WR2805 - Stoneham Street: Hargreaves St to Resolution Dve	**0**	**6,000**	**6,000**	
WR2806 - Belgravia Street: Alexander Rd to Chester St				
1 - Expenditure				
WR2806-30-1200-000 Salaries	0	5,500	5,500	October - Budget for design of 27/28 project.
TOTAL 1 - Expenditure	**0**	**5,500**	**5,500**	
TOTAL WR2806 - Belgravia Street: Alexander Rd to Chester St	**0**	**5,500**	**5,500**	
WR2807 - Brand Street: Crellin Way to Finnan St				
1 - Expenditure				
WR2807-30-1200-000 Salaries	0	3,500	3,500	October - Budget for design of 27/28 project.
TOTAL 1 - Expenditure	**0**	**3,500**	**3,500**	
TOTAL WR2807 - Brand Street: Crellin Way to Finnan St	**0**	**3,500**	**3,500**	
WR2808 - Crellin Way: Orpington St to Cul-de-sac				
1 - Expenditure				
WR2808-30-1200-000 Salaries	0	3,500	3,500	October - Budget for design of 27/28 project.

	Current Budget	Revised Budget	Movement	Comment
TOTAL 1 - Expenditure	**0**	**3,500**	**3,500**	
TOTAL WR2808 - Crellin Way: Orpington St to Cul-de-sac	**0**	**3,500**	**3,500**	
WR2809 - Kelly Street: Kirby St to Cul-de-sac				
1 - Expenditure				
WR2809-30-1216-000 Agency Staff	0	3,500	3,500	October - Budget for design of 27/28 project.
TOTAL 1 - Expenditure	**0**	**3,500**	**3,500**	
TOTAL WR2809 - Kelly Street: Kirby St to Cul-de-sac	**0**	**3,500**	**3,500**	
WR2810 - Abernethy Road: Westbound Carriageway - Kewdale Rd to Noble				
1 - Expenditure				
WR2810-30-1200-000 Salaries	0	4,500	4,500	October - Budget for design of 27/28 project.
WR2810-30-1279-000 Services - Other	0	7,500	7,500	October - Budget for design of 27/28 project.
TOTAL 1 - Expenditure	**0**	**12,000**	**12,000**	
TOTAL WR2810 - Abernethy Road: Westbound Carriageway - Kewdale	**0**	**12,000**	**12,000**	
WR2811 - Belmont Tennis Club and Bowls Carpark: Robinson Ave				
1 - Expenditure				
WR2811-30-1216-000 Agency Staff	0	6,000	6,000	October - Budget for design of 27/28 project.
TOTAL 1 - Expenditure	**0**	**6,000**	**6,000**	
TOTAL WR2811 - Belmont Tennis Club and Bowls Carpark: Robinson	**0**	**6,000**	**6,000**	
WR2812 - Morgan Road Carpark: Redcliffe Community Centre				
1 - Expenditure				
WR2812-30-1200-000 Salaries	0	5,500	5,500	October - Budget for design of 27/28 project.
TOTAL 1 - Expenditure	**0**	**5,500**	**5,500**	
TOTAL WR2812 - Morgan Road Carpark: Redcliffe Community Centre	**0**	**5,500**	**5,500**	
WR2813 - Parkview Parade Carpark				
1 - Expenditure				
WR2813-30-1200-000 Salaries	0	5,500	5,500	October - Budget for design of 27/28 project.
TOTAL 1 - Expenditure	**0**	**5,500**	**5,500**	

	Current Budget	Revised Budget	Movement	Comment
TOTAL WR2813 - Parkview Parade Carpark	**0**	**5,500**	**5,500**	
WR2814 - Greensheilds Way: Morrison St to Morrison St				
1 - Expenditure				
WR2814-30-1200-000 Salaries	0	4,500	4,500	October - Budget for design of 27/28 project.
TOTAL 1 - Expenditure	**0**	**4,500**	**4,500**	
TOTAL WR2814 - Greensheilds Way: Morrison St to Morrison St	**0**	**4,500**	**4,500**	
WR2815 - Kanowana Ave East: First St to Cul-de-sac				
1 - Expenditure				
WR2815-30-1200-000 Salaries	0	4,500	4,500	October - Budget for design of 27/28 project.
TOTAL 1 - Expenditure	**0**	**4,500**	**4,500**	
TOTAL WR2815 - Kanowana Ave East: First St to Cul-de-sac	**0**	**4,500**	**4,500**	
WR2816 - Manuel Crescent: Stanton Rd to McKeon St				
1 - Expenditure				
WR2816-30-1200-000 Salaries	0	4,500	4,500	October - Budget for design of 27/28 project.
TOTAL 1 - Expenditure	**0**	**4,500**	**4,500**	
TOTAL WR2816 - Manuel Crescent: Stanton Rd to McKeon St	**0**	**4,500**	**4,500**	
WR2817 - McKeon Street: Johnson St to Cul-de-sac				
1 - Expenditure				
WR2817-30-1200-000 Salaries	0	4,500	4,500	October - Budget for design of 27/28 project.
TOTAL 1 - Expenditure	**0**	**4,500**	**4,500**	
TOTAL WR2817 - McKeon Street: Johnson St to Cul-de-sac	**0**	**4,500**	**4,500**	
WR2818 - Ryans Court: Morrison St to Cul-de-sac				
1 - Expenditure				
WR2818-30-1200-000 Salaries	0	4,500	4,500	October - Budget for design of 27/28 project.
TOTAL 1 - Expenditure	**0**	**4,500**	**4,500**	
TOTAL WR2818 - Ryans Court: Morrison St to Cul-de-sac	**0**	**4,500**	**4,500**	
WR2819 - Spencer Court: Treffone St to Cul-de-sac				
1 - Expenditure				

	Current Budget	Revised Budget	Movement	Comment	
WR2819-30-1200-000 Salaries	0	4,500	4,500	October - Budget for design of 27/28 project.	
TOTAL 1 - Expenditure	**0**	**4,500**	**4,500**		
TOTAL WR2819 - Spencer Court: Treffone St to Cul-de-sac	**0**	**4,500**	**4,500**		
WR2820 - Armadale Road: GEH to Newey St					
1 - Expenditure					
WR2820-30-1200-000 Salaries	0	3,500	3,500	October - Budget for design of 27/28 project.	
TOTAL 1 - Expenditure	**0**	**3,500**	**3,500**		
TOTAL WR2820 - Armadale Road: GEH to Newey St	**0**	**3,500**	**3,500**		
WR2821 - Francisco Street: St Kilda Rd to Kooyong Rd					
1 - Expenditure					
WR2821-30-1200-000 Salaries	0	3,500	3,500	October - Budget for design of 27/28 project.	
TOTAL 1 - Expenditure	**0**	**3,500**	**3,500**		
TOTAL WR2821 - Francisco Street: St Kilda Rd to Kooyong Rd	**0**	**3,500**	**3,500**		
WR2822 - Newey Street: Toorak Rd to Kooyong Rd					
1 - Expenditure					
WR2822-30-1200-000 Salaries	0	3,500	3,500	October - Budget for design of 27/28 project.	
TOTAL 1 - Expenditure	**0**	**3,500**	**3,500**		
TOTAL WR2822 - Newey Street: Toorak Rd to Kooyong Rd	**0**	**3,500**	**3,500**		
WF2304 - Wright Street Wright Street – Pedestrian Crossing Investigat					
1 - Expenditure					
WF2304-30-1201-000 Wages	0	1,100	1,100	October - Carry forward project awaiting street lighting installation.	
WF2304-30-1213-000 Salaries - Supervisors	0	1,100	1,100		0
WF2304-30-1216-000 Agency Staff	0	1,100	1,100		0
WF2304-30-1219-000 Overheads	0	6,468	6,468		0
WF2304-30-1222-000 Materials	0	1,100	1,100		0
WF2304-30-1253-000 Fleet / Plant	0	550	550		0
WF2304-30-1279-000 Services - Other	0	43,582	43,582		0
TOTAL 1 - Expenditure	**0**	**55,000**	**55,000**		

		Current Budget	Revised Budget	Movement	Comment	
TOTAL WF2304 - Wright Street Wright Street – Pedestrian Crossing In		**0**	**55,000**	**55,000**		
WF2305 - Fulham Street – Pedestrian Crossing Investigations						
1 - Expenditure						
WF2305-30-1201-000	Wages	0	1,100	1,100	October - Carry forward project awaiting street lighting installation.	
WF2305-30-1213-000	Salaries - Supervisors	0	1,100	1,100		0
WF2305-30-1216-000	Agency Staff	0	1,100	1,100		0
WF2305-30-1219-000	Overheads	0	6,468	6,468		0
WF2305-30-1222-000	Materials	0	1,100	1,100		0
WF2305-30-1253-000	Fleet / Plant	0	550	550		0
WF2305-30-1279-000	Services - Other	0	43,582	43,582		0
TOTAL 1 - Expenditure		**0**	**55,000**	**55,000**		
TOTAL WF2305 - Fulham Street – Pedestrian Crossing Investigations		**0**	**55,000**	**55,000**		
WF2414 - Lot 400 Abernethy Rd - Leach Hwy to SES						
6 - Capital Income						
WF2414-00-6857-000	Carry Forward Projects Reserve	0	-34,325	-34,325	October - funds to be returned to municipal	
TOTAL 6 - Capital Income		**0**	**-34,325**	**-34,325**		
TOTAL WF2414 - Lot 400 Abernethy Rd - Leach Hwy to SES		**0**	**0**	**0**		
WF2603 - Alexander Road - Hardey Rd to Signal Hill Reserve						
1 - Expenditure						
WF2603-30-1201-000	Wages	2,164	0	-2,164		0
WF2603-30-1213-000	Salaries - Supervisors	1,443	0	-1,443	Footpath renewal on north side to Signal Hill. October - Project deferred to 26/27 to separate from funded road rehabilitation project.	
WF2603-30-1216-000	Agency Staff	1,443	0	-1,443		0
WF2603-30-1219-000	Overheads	8,080	0	-8,080		0
WF2603-30-1222-000	Materials	1,443	0	-1,443		0
WF2603-30-1253-000	Fleet / Plant	722	0	-722		0
WF2603-30-1271-000	Services - Other Consultants	56,848	10,000	-46,848		0
TOTAL 1 - Expenditure		**72,143**	**10,000**	**-62,143**		
TOTAL WF2603 - Alexander Road - Hardey Rd to Signal Hill Reserve		**72,143**	**10,000**	**-62,143**		

		Current Budget	Revised Budget	Movement	Comment	
WF2604 - Alexander Road - Hardey Rd to Belgravia St						
1 - Expenditure						
WF2604-30-1201-000	Wages	1,266	3,080	1,814	Median island and footpath upgrades.	
WF2604-30-1213-000	Salaries - Supervisors	844	3,080	2,236		0
WF2604-30-1216-000	Agency Staff	844	3,080	2,236		0
WF2604-30-1219-000	Overheads	4,726	18,110	13,384		0
WF2604-30-1222-000	Materials	844	3,080	2,236		0
WF2604-30-1253-000	Fleet / Plant	428	1,540	1,112	October - Budget increased to accommodate increased scope of work & construction estimate.	
WF2604-30-1279-000	Services - Other	33,274	122,028	88,754		0
TOTAL 1 - Expenditure		**42,226**	**153,998**	**111,772**		
TOTAL WF2604 - Alexander Road - Hardey Rd to Belgravia St		**42,226**	**153,998**	**111,772**		
WF2605 - O'Neile Parade - Moreing St to Lyall St						
1 - Expenditure						
WF2605-30-1201-000	Wages	1,045	1,634	589	Footpath renewal in conjunction with road works. October - Budget increased to accommodate increased scope of work & construction estimate.	
WF2605-30-1213-000	Salaries - Supervisors	697	1,634	937		0
WF2605-30-1216-000	Agency Staff	697	1,634	937		0
WF2605-30-1219-000	Overheads	3,902	9,609	5,707		0
WF2605-30-1222-000	Materials	697	1,634	937		0
WF2605-30-1253-000	Fleet / Plant	348	817	469		0
WF2605-30-1279-000	Services - Other	27,455	64,748	37,293		0
TOTAL 1 - Expenditure		**34,841**	**81,710**	**46,869**		
TOTAL WF2605 - O'Neile Parade - Moreing St to Lyall St		**34,841**	**81,710**	**46,869**		
WF2606 - Rason Place - Grand Pde to End						
1 - Expenditure						
WF2606-30-1201-000	Wages	973	975	2	Footpath renewal in conjunction with road works. October - Budget increased to accommodate increased scope of work & construction estimate.	
WF2606-30-1213-000	Salaries - Supervisors	649	975	326		0
WF2606-30-1216-000	Agency Staff	649	975	326		0

		Current Budget	Revised Budget	Movement	Comment	
WF2606-30-1219-000	Overheads	3,634	5,731	2,097		0
WF2606-30-1222-000	Materials	648	975	327		0
WF2606-30-1253-000	Fleet / Plant	324	487	163		0
WF2606-30-1279-000	Services - Other	25,562	38,619	13,057		0
TOTAL 1 - Expenditure		**32,439**	**48,737**	**16,298**		
TOTAL WF2606 - Rason Place - Grand Pde to End		**32,439**	**48,737**	**16,298**		
WF2608 - Fitzroy Road - Adjacent to Eastgate Centre						
1 - Expenditure						
WF2608-30-1201-000	Wages	487	397	-90	Footpath renewal in conjunction with road works. October - Budget increased to accommodate increased construction estimate.	
WF2608-30-1213-000	Salaries - Supervisors	325	395	70		0
WF2608-30-1216-000	Agency Staff	325	395	70		0
WF2608-30-1219-000	Overheads	1,819	2,325	506		0
WF2608-30-1222-000	Materials	325	395	70		0
WF2608-30-1253-000	Fleet / Plant	160	198	38		0
WF2608-30-1279-000	Services - Other	12,791	15,667	2,876		0
TOTAL 1 - Expenditure		**16,232**	**19,772**	**3,540**		
TOTAL WF2608 - Fitzroy Road - Adjacent to Eastgate Centre		**16,232**	**19,772**	**3,540**		
WF2610 - Lowes Street: Belgravia St to Daly St						
1 - Expenditure						
WF2610-30-1201-000	Wages	0	532	532	October - Budget increased to accommodate increased scope of work & construction estimate.	
WF2610-30-1213-000	Salaries - Supervisors	0	532	532		0
WF2610-30-1216-000	Agency Staff	0	532	532		0
WF2610-30-1219-000	Overheads	0	3,127	3,127		0
WF2610-30-1222-000	Materials	0	532	532		0
WF2610-30-1253-000	Fleet / Plant	0	266	266		0
WF2610-30-1279-000	Services - Other	0	21,072	21,072		0
TOTAL 1 - Expenditure		**0**	**26,593**	**26,593**		
TOTAL WF2610 - Lowes Street: Belgravia St to Daly St		**0**	**26,593**	**26,593**		

	Current Budget	Revised Budget	Movement	Comment	
WF2611 - Barker Street: Belgravia St to Brennan Way					
1 - Expenditure					
WF2611-30-1201-000 Wages	0	617	617	October - Budget increased to accommodate construction estimate.	
WF2611-30-1213-000 Salaries - Supervisors	0	617	617		0
WF2611-30-1216-000 Agency Staff	0	617	617		0
WF2611-30-1219-000 Overheads	0	3,626	3,626		0
WF2611-30-1222-000 Materials	0	617	617		0
WF2611-30-1253-000 Fleet / Plant	0	308	308		0
WF2611-30-1279-000 Services - Other	0	24,433	24,433		0
TOTAL 1 - Expenditure	**0**	**30,835**	**30,835**		
TOTAL WF2611 - Barker Street: Belgravia St to Brennan Way	**0**	**30,835**	**30,835**		
993000 - Public Works Overheads					
1 - Expenditure					
993000-00-1317-000 Ins. Prem - Other	165,006	146,781	-18,225	Annual insurance premium. October - Premium updated per actual billing	
993000-40-1314-000 Ins. Prem - Motor Vehicle	0	2,588	2,588	Annual insurance premium. October - Premium updated per actual billing	
TOTAL 1 - Expenditure	**165,006**	**149,369**	**-15,637**		
TOTAL 993000 - Public Works Overheads	**165,006**	**149,369**	**-15,637**		
B59906 - Bus Shelter - Pergola/Gazebo					
1 - Expenditure					
B59906-00-1317-000 Ins. Prem - Other	86	76	-10	Annual insurance premium. October - Premium updated per actual billing	
TOTAL 1 - Expenditure	**86**	**76**	**-10**		
TOTAL B59906 - Bus Shelter - Pergola/Gazebo	**86**	**76**	**-10**		
B59942 - Streets-Gen-Bus Seat/Shlt					
1 - Expenditure					
B59942-00-1317-000 Ins. Prem - Other	7,366	6,552	-814	Annual insurance premium. October - Premium updated per actual billing	
TOTAL 1 - Expenditure	**7,366**	**6,552**	**-814**		

	Current Budget	Revised Budget	Movement	Comment
TOTAL B59942 - Streets-Gen-Bus Seat/Shlt	**7,366**	**6,552**	**-814**	
P59918 - Street Trees - Gen Planting				
4 - Income				
P59918-00-4035-000 Grant - Improvements	0	-49,000	-49,000	October - WA Tree Recovery Grant
TOTAL 4 - Income	**0**	**-49,000**	**-49,000**	
TOTAL P59918 - Street Trees - Gen Planting	**0**	**0**	**0**	
PS2602 - Streetscape Enhancement Renewals				
6 - Capital Income				
PS2602-00-6839-000 Property development reserve	0	-1,510,454	-1,510,454	October - Reserve funding of Streetscape Enhancement Renewals
TOTAL 6 - Capital Income	**0**	**-1,510,454**	**-1,510,454**	
TOTAL PS2602 - Streetscape Enhancement Renewals	**0**	**0**	**0**	
B03030 - Garvey Park-Boat Ramp/Jetty				
1 - Expenditure				
B03030-00-1317-000 Ins. Prem - Other	292	260	-32	Annual insurance premium. October - Premium updated per actual billing
TOTAL 1 - Expenditure	**292**	**260**	**-32**	
TOTAL B03030 - Garvey Park-Boat Ramp/Jetty	**292**	**260**	**-32**	
B11030 - Cracknell Park-Boat Ramp/Jetty				
1 - Expenditure				
B11030-00-1317-000 Ins. Prem - Other	485	432	-53	Annual insurance premium. October - Premium updated per actual billing
TOTAL 1 - Expenditure	**485**	**432**	**-53**	
TOTAL B11030 - Cracknell Park-Boat Ramp/Jetty	**485**	**432**	**-53**	
B15530 - The Esplanade-Boat Ramp/Jetty				
1 - Expenditure				
B15530-00-1317-000 Ins. Prem - Other	505	449	-56	Annual insurance premium. October - Premium updated per actual billing
TOTAL 1 - Expenditure	**505**	**449**	**-56**	
TOTAL B15530 - The Esplanade-Boat Ramp/Jetty	**505**	**449**	**-56**	

	Current Budget	Revised Budget	Movement	Comment
995000 - Operations Centre				
1 - Expenditure				
995000-00-1200-000 Salaries	183,739	171,739	-12,000	As per salaries spread sheet.
995000-00-1201-000 Wages	170,393	158,393	-12,000	As per salaries spread sheet.
995000-00-1317-000 Ins. Prem - Other	2,583	2,298	-285	Annual insurance premium. October - Premium updated per actual billing
995000-40-1314-000 Ins. Prem - Motor Vehicle	0	697	697	Annual insurance premium. October - Premium updated per actual billing
TOTAL 1 - Expenditure	**356,715**	**333,127**	**-23,588**	
6 - Capital Income				
995000-00-6838-000 Plant replacement reserve	-415,605	-1,368,476	-952,871	Reserve transfer to fund the net cost of plant replacement October - Increased to fund cost of Fleet Replacement
TOTAL 6 - Capital Income	**-415,605**	**-1,368,476**	**-952,871**	
TOTAL 995000 - Operations Centre	**356,715**	**333,127**	**-23,588**	
B80699 - Operations Centre - Blg Mntc				
1 - Expenditure				
B80699-00-1317-000 Ins. Prem - Other	19,179	17,060	-2,119	Annual insurance premium. October - Premium updated per actual billing
TOTAL 1 - Expenditure	**19,179**	**17,060**	**-2,119**	
TOTAL B80699 - Operations Centre - Blg Mntc	**19,179**	**17,060**	**-2,119**	
993500 - Plant Operating Overheads				
1 - Expenditure				
993500-40-1314-000 Ins. Prem - Motor Vehicle	0	42,027	42,027	Annual insurance premium. October - Premium updated per actual billing
TOTAL 1 - Expenditure	**0**	**42,027**	**42,027**	
TOTAL 993500 - Plant Operating Overheads	**0**	**42,027**	**42,027**	
PG2524 - Irrigation Installation as part of the SES				
6 - Capital Income				
PG2524-00-6857-000 Carry Forward Projects Reserve	-400,000	-280,740	119,260	Funding from CFWD Reserve October - amended in line with available funding

	Current Budget	Revised Budget	Movement	Comment
TOTAL 6 - Capital Income	**-400,000**	**-280,740**	**119,260**	
TOTAL PG2524 - Irrigation Installation as part of the SES	**0**	**0**	**0**	
PG2532 - Fencing Upgrade Volcano Park				
1 - Expenditure				
PG2532-31-1279-000 Services - Other	0	149,982	149,982	October - Original amount $143,982.00+Gst plus $6,000.00+Gst for vacuum excavation. Project due to be completed September - delays in the supply of materials significantly affected the project schedule.
TOTAL 1 - Expenditure	**0**	**149,982**	**149,982**	
TOTAL PG2532 - Fencing Upgrade Volcano Park	**0**	**149,982**	**149,982**	
PG2601 - Recreation Renewals				
1 - Expenditure				
PG2601-30-1279-000 Services - Other	240,000	60,000	-180,000	$180k included in this figure(until Account can create a job No) to included Cent Park Basketball Court(approved by ELT). October - Reduce by $180,000 and transfer the money to PG2618 – Centenary Park Basketball Court.
TOTAL 1 - Expenditure	**240,000**	**60,000**	**-180,000**	
TOTAL PG2601 - Recreation Renewals	**240,000**	**60,000**	**-180,000**	
PG2617 - Playground Renewal - Wilson Park				
1 - Expenditure				
PG2617-30-1279-000 Services - Other	140,000	0	-140,000	October - Reduce to $0 and transfer money to PG2619. The Wilson Park playground is being renewed as part of Zone 2: Heart & Playground of the Wilson Park Precinct Plan.
TOTAL 1 - Expenditure	**140,000**	**0**	**-140,000**	
TOTAL PG2617 - Playground Renewal - Wilson Park	**140,000**	**0**	**-140,000**	
PG2618 - Centenary Park Basketball Half Court				
1 - Expenditure				
PG2618-31-1279-000 Services - Other	0	180,000	180,000	October - $180k transferred from PG2601
TOTAL 1 - Expenditure	**0**	**180,000**	**180,000**	
TOTAL PG2618 - Centenary Park Basketball Half Court	**0**	**180,000**	**180,000**	
PG2619 - Playground Renewal-Bilya Kard Boodja				
1 - Expenditure				

	Current Budget	Revised Budget	Movement	Comment	
PG2619-30-1277-000 Services - Playground Maintenance	0	140,000	140,000	October - Money transferred from PG2617. The playground condition audit undertaken identified Bilya Kard Boodja Lookout (BKB) as being in poor condition requiring it to be removed and replaced this financial year (2025/26). The budget allocated of $140,000 is sufficient to undertake these works. Originally BKB was due for renewal in the 2026/27 financial year, but the wood equipment has reached the end of its asset life earlier than expected.	
TOTAL 1 - Expenditure	**0**	**140,000**	**140,000**		
TOTAL PG2619 - Playground Renewal-Bilya Kard Boodja	**0**	**140,000**	**140,000**		
P00100 - Faulkner Park-Gen Mntc					
1 - Expenditure					
P00100-10-1201-000 Wages	97,546	81,546	-16,000		0
TOTAL 1 - Expenditure	**97,546**	**81,546**	**-16,000**		
TOTAL P00100 - Faulkner Park-Gen Mntc	**97,546**	**81,546**	**-16,000**		
P03000 - Garvey Park-Gen Mntc					
1 - Expenditure					
P03000-10-1317-000 Ins. Prem - Other	390	347	-43	Annual insurance premium. October - Premium updated per actual billing	
TOTAL 1 - Expenditure	**390**	**347**	**-43**		
TOTAL P03000 - Garvey Park-Gen Mntc	**390**	**347**	**-43**		
P04000 - Tomato Lake-Gen Mntc					
1 - Expenditure					
P04000-00-1317-000 Ins. Prem - Other	1,355	1,206	-149	Annual insurance premium. October - Premium updated per actual billing	
TOTAL 1 - Expenditure	**1,355**	**1,206**	**-149**		
TOTAL P04000 - Tomato Lake-Gen Mntc	**1,355**	**1,206**	**-149**		
P13100 - Adachi/Bristile Pk-Gen Mntc					
1 - Expenditure					
P13100-10-1277-000 Services - Playground Maintenance	3,500	13,500	10,000	October - Playground rope netting deteriorated and was no longer safe to retape requiring removal and replacement. Additional amount $10,100.	
TOTAL 1 - Expenditure	**3,500**	**13,500**	**10,000**		
TOTAL P13100 - Adachi/Bristile Pk-Gen Mntc	**3,500**	**13,500**	**10,000**		

	Current Budget	Revised Budget	Movement	Comment
P00500 - Forster Park-Gen Mntc				
1 - Expenditure				
P00500-10-1277-000 Services - Playground Maintenance	7,200	12,200	5,000	October - Main beam on double swing split in two, over the ANZAC Day long Weekend. Swing frame could not be repaired has since been removed, it requires replacement. Additional $5125.00 for removal and replacement of the double swing.
TOTAL 1 - Expenditure	**7,200**	**12,200**	**5,000**	
TOTAL P00500 - Forster Park-Gen Mntc	**7,200**	**12,200**	**5,000**	
P01000 - Centenary Park-Gen Mntc				
1 - Expenditure				
P01000-00-1317-000 Ins. Prem - Other	669	595	-74	Annual insurance premium. October - Premium updated per actual billing
TOTAL 1 - Expenditure	**669**	**595**	**-74**	
TOTAL P01000 - Centenary Park-Gen Mntc	**669**	**595**	**-74**	
996500 - Parks & Environment Overheads				
1 - Expenditure				
996500-00-1201-000 Wages	813,488	733,488	-80,000	October - reduced in line with YTD underspend
996500-00-1317-000 Ins. Prem - Other	158,308	140,822	-17,486	Annual insurance premium. October - Premium updated per actual billing
996500-40-1314-000 Ins. Prem - Motor Vehicle	0	1,293	1,293	Annual insurance premium. October - Premium updated per actual billing
TOTAL 1 - Expenditure	**971,796**	**875,603**	**-96,193**	
TOTAL 996500 - Parks & Environment Overheads	**971,796**	**875,603**	**-96,193**	
963000 - Community Wellbeing				
1 - Expenditure				
963000-00-1317-000 Ins. Prem - Other	3,983	3,543	-440	Annual insurance premium. October - Premium updated per actual billing
963000-40-1314-000 Ins. Prem - Motor Vehicle	0	297	297	Annual insurance premium. October - Premium updated per actual billing
TOTAL 1 - Expenditure	**3,983**	**3,840**	**-143**	
TOTAL 963000 - Community Wellbeing	**3,983**	**3,840**	**-143**	
963026 - KidSport				
4 - Income				

	Current Budget	Revised Budget	Movement	Comment
963026-00-4399-000 Miscellaneous	0	-2,727	-2,727	0
TOTAL 4 - Income	**0**	**-2,727**	**-2,727**	
TOTAL 963026 - KidSport	**0**	**-2,727**	**-2,727**	
963049 - Wiggles n Giggles				
1 - Expenditure				
963049-00-1284-000 Services - Project Mgmt	17,050	19,050	2,000	Wiggles 'n' Giggles Early Years Leisure Program held every month
TOTAL 1 - Expenditure	**17,050**	**19,050**	**2,000**	
TOTAL 963049 - Wiggles n Giggles	**17,050**	**19,050**	**2,000**	
937000 - Belmont Oasis				
6 - Capital Income				
937000-00-6857-000 Carry Forward Projects Reserve	-25,000	-46,310	-21,310	Reserve transfer of funds CFWD from FY25 October - transfer amended based on FY25 closing balance
TOTAL 6 - Capital Income	**-25,000**	**-46,310**	**-21,310**	
TOTAL 937000 - Belmont Oasis	**0**	**0**	**0**	
B80299 - Belmont Oasis Bld Mnt				
1 - Expenditure				
B80299-00-1317-000 Ins. Prem - Other	62,768	55,836	-6,932	Annual insurance premium. October - Premium updated per actual billing
TOTAL 1 - Expenditure	**62,768**	**55,836**	**-6,932**	
TOTAL B80299 - Belmont Oasis Bld Mnt	**62,768**	**55,836**	**-6,932**	
996002 - Environmental Services				
1 - Expenditure				
996002-40-1314-000 Ins. Prem - Motor Vehicle	0	678	678	Annual insurance premium. October - Premium updated per actual billing
TOTAL 1 - Expenditure	**0**	**678**	**678**	
4 - Income				
996002-00-4035-000 Grant - Improvements	0	-10,000	-10,000	October - Waterwise Councils funding for verge greening program

	Current Budget	Revised Budget	Movement	Comment
996002-00-4076-000 Reimb - Staff Fuel	0	-82	-82	0
TOTAL 4 - Income	**0**	**-10,082**	**-10,082**	
TOTAL 996002 - Environmental Services	**0**	**678**	**678**	
PE2401 - SCRUF Project				
1 - Expenditure				
PE2401-31-1271-000 Services - Other Consultants	0	5,000	5,000	October - Independent financial audit as per grant requirements
TOTAL 1 - Expenditure	**0**	**5,000**	**5,000**	
TOTAL PE2401 - SCRUF Project	**0**	**5,000**	**5,000**	
PE2501 - Urban Greening				
1 - Expenditure				
PE2501-30-1032-000 Grant - Operating	0	35,000	35,000	October - Finalise design and technical documentation, plus independent financial audit as per grant requirements.
PE2501-30-1283-000 Services - Environmental	0	662,275	662,275	October - Brearley Avenue Living Stream project (includes City's remaining contribution of $226,973.59, plus $135,301 remaining grant funds under WALGA Urban Greening Program and $500,000 financial contribution from Water Corporation. Remaining $294k from Water Corp contribution to be carried forward to FY26/27 for Stage 2 of the project (we have 24 months to spend these funds).
TOTAL 1 - Expenditure	**0**	**697,275**	**697,275**	
TOTAL PE2501 - Urban Greening	**0**	**697,275**	**697,275**	
997000 - State Emergency Service				
1 - Expenditure				
997000-40-1314-000 Ins. Prem - Motor Vehicle	0	6,049	6,049	Annual insurance premium. October - Premium updated per actual billing
TOTAL 1 - Expenditure	**0**	**6,049**	**6,049**	
TOTAL 997000 - State Emergency Service	**0**	**6,049**	**6,049**	
B02799 - SES facility Kew St				
1 - Expenditure				
B02799-00-1317-000 Ins. Prem - Other	6,076	5,405	-671	Annual insurance premium. October - Premium updated per actual billing
TOTAL 1 - Expenditure	**6,076**	**5,405**	**-671**	
TOTAL B02799 - SES facility Kew St	**6,076**	**5,405**	**-671**	

		Current Budget	Revised Budget	Movement	Comment
980000 - Town Planning					
1 - Expenditure					
980000-00-1200-000	Salaries	1,914,500	1,834,500	-80,000	October - reduction in line with vacant roles and anticipated commencements
980000-00-1234-000	Uniforms/Protective Clothing	200	200	-1	0
980000-40-1314-000	Ins. Prem - Motor Vehicle	0	1,846	1,846	Annual insurance premium. October - Premium updated per actual billing
TOTAL 1 - Expenditure		**1,914,700**	**1,836,546**	**-78,155**	
3 - Capital Expenditure					
980000-32-3059-000	Contribution - Capital	50,000	50,000	-1	Budget to allow for the subsequent payment to Development WA (formerly Landcorp) in regards to development contributions received from The Springs development. The funds will be paid to Development WA.
TOTAL 3 - Capital Expenditure		**50,000**	**50,000**	**-1**	
4 - Income					
980000-00-4113-000	Settlement Enquiries	-70,000	0	70,000	October - Income from orders and requisitions reallocated from Building, Engineering, Health and Planning to Customer Relations in line with new process
TOTAL 4 - Income		**-70,000**	**0**	**70,000**	
TOTAL 980000 - Town Planning		**1,914,700**	**1,836,546**	**-78,155**	
980500 - Building Control					
1 - Expenditure					
980500-00-1200-000	Salaries	508,573	483,574	-25,000	0
980500-00-1271-000	Services - Other Consultants	7,000	22,150	15,150	Consultant costs for peer reviews (possibly two pending). Building permit report maintenance costs. October - Building surveyor contract cost $15,150 to be added
980500-00-1317-000	Ins. Prem - Other	6,915	6,151	-764	Annual insurance premium. October - Premium updated per actual billing
980500-40-1314-000	Ins. Prem - Motor Vehicle	0	767	767	Annual insurance premium. October - Premium updated per actual billing
TOTAL 1 - Expenditure		**522,488**	**512,642**	**-9,847**	
4 - Income					

	Current Budget	Revised Budget	Movement	Comment
980500-00-4113-000 Settlement Enquiries	-25,000	0	25,000	Income from Settlement Enquiries October - Income from orders and requisitions reallocated from Building, Engineering, Health and Planning to Customer Relations in line with new process
TOTAL 4 - Income	**-25,000**	**0**	**25,000**	
TOTAL 980500 - Building Control	**522,488**	**512,642**	**-9,847**	
981500 - Building Operations				
1 - Expenditure				
981500-40-1314-000 Ins. Prem - Motor Vehicle	0	338	338	Annual insurance premium. October - Premium updated per actual billing
TOTAL 1 - Expenditure	**0**	**338**	**338**	
TOTAL 981500 - Building Operations	**0**	**338**	**338**	
BB2304 - Middleton Park New Sports Lighting				
1 - Expenditure				
BB2304-31-1296-000 Services - Lighting	0	36,493	36,493	October - Invoice received late from 24/25 works project
TOTAL 1 - Expenditure	**0**	**36,493**	**36,493**	
6 - Capital Income				
BB2304-00-6035-000 Grant - Capital Improvements	0	-25,000	-25,000	October - Final payment following completion report
BB2304-00-6857-000 Carry Forward Projects Reserve	0	-11,493	-11,493	October - Transfer from CFWD Reserve
TOTAL 6 - Capital Income	**0**	**-36,493**	**-36,493**	
TOTAL BB2304 - Middleton Park New Sports Lighting	**0**	**36,493**	**36,493**	
BB2504 - Centenary Park Change room refurbishment				
6 - Capital Income				
BB2504-00-6035-000 Grant - Capital Improvements	-30,000	-15,853	14,147	CSRFF grant submission. October - Grant funding received from CSRFF
BB2504-00-6845-000 Building maintenance reserve	-30,000	-44,147	-14,147	October - Lower amount received from CSRFF grant funding
TOTAL 6 - Capital Income	**-60,000**	**-60,000**	**0**	
TOTAL BB2504 - Centenary Park Change room refurbishment	**0**	**0**	**0**	
BB2505 - Miles Park Change room refurbishment				
6 - Capital Income				

	Current Budget	Revised Budget	Movement	Comment
BB2505-00-6035-000 Grant - Capital Improvements	-30,000	-15,676	14,324	October - Grant funding received from CSRFF
BB2505-00-6845-000 Building maintenance reserve	-15,000	-29,324	-14,324	October - Lower amount received from CSRFF grant funding
TOTAL 6 - Capital Income	**-45,000**	**-45,000**	**0**	
TOTAL BB2505 - Miles Park Change room refurbishment	**0**	**0**	**0**	
BB2506 - Gerry Archer Reserve change room refurbishment				
1 - Expenditure				
BB2506-30-1279-000 Services - Other	150,000	0	-150,000	Design documentation for facility upgrade. October - work not proceeding based on project prioritisation
TOTAL 1 - Expenditure	**150,000**	**0**	**-150,000**	
6 - Capital Income				
BB2506-00-6845-000 Building maintenance reserve	-150,000	0	150,000	October - work not proceeding based on project prioritisation
TOTAL 6 - Capital Income	**-150,000**	**0**	**150,000**	
TOTAL BB2506 - Gerry Archer Reserve change room refurbishment	**150,000**	**0**	**-150,000**	
BB2507 - Belmont resource Centre				
6 - Capital Income				
BB2507-00-6857-000 Carry Forward Projects Reserve	-150,000	-141,430	8,570	Reserve transfer of funds CFWD from FY25
TOTAL 6 - Capital Income	**-150,000**	**-141,430**	**8,570**	
TOTAL BB2507 - Belmont resource Centre	**0**	**0**	**0**	
BB2508 - Centenary Park Lighting				
1 - Expenditure				
BB2508-30-1296-000 Services - Lighting	450,000	0	-450,000	Carried over from 24/25 due to delay in obtaining light poles. October - works completed in 24/25
TOTAL 1 - Expenditure	**450,000**	**0**	**-450,000**	
6 - Capital Income				
BB2508-00-6857-000 Carry Forward Projects Reserve	-450,000	0	450,000	Reserve transfer of funds CFWD from FY25 October - No trf required as works completed in FY25
TOTAL 6 - Capital Income	**-450,000**	**0**	**450,000**	

	Current Budget	Revised Budget	Movement	Comment
TOTAL BB2508 - Centenary Park Lighting	**450,000**	**0**	**-450,000**	
BB2605 - Miles Park Lighting Upgrade				
6 - Capital Income				
BB2605-00-6035-000 Grant - Capital Improvements	-40,000	-30,639	9,361	CNLP grant submission October - Grant funding received from CNLP
TOTAL 6 - Capital Income	**-40,000**	**-30,639**	**9,361**	
TOTAL BB2605 - Miles Park Lighting Upgrade	**0**	**0**	**0**	
BB2609 - Belmont Oasis Air Con				
1 - Expenditure				
BB2609-30-1279-000 Services - Other	40,000	0	-40,000	Replace evaporative air con in the gym area. October - work deferred due to Oasis refurbishment project
TOTAL 1 - Expenditure	**40,000**	**0**	**-40,000**	
6 - Capital Income				
BB2609-00-6856-000 Belmont Oasis Refurbishment Reserve	-40,000	0	40,000	October - work deferred due to Oasis refurbishment project
TOTAL 6 - Capital Income	**-40,000**	**0**	**40,000**	
TOTAL BB2609 - Belmont Oasis Air Con	**40,000**	**0**	**-40,000**	
BB2618 - Centenary Park Switch Board				
1 - Expenditure				
BB2618-30-1279-000 Services - Other	0	50,000	50,000	October - New site main switch board required
TOTAL 1 - Expenditure	**0**	**50,000**	**50,000**	
TOTAL BB2618 - Centenary Park Switch Board	**0**	**50,000**	**50,000**	
B00105 - Faulkner Park Feature Playgrou				
1 - Expenditure				
B00105-00-1317-000 Ins. Prem - Other	8,470	7,535	-935	Annual insurance premium. October - Premium updated per actual billing
TOTAL 1 - Expenditure	**8,470**	**7,535**	**-935**	
TOTAL B00105 - Faulkner Park Feature Playgrou	**8,470**	**7,535**	**-935**	
B00106 - Faulkner Park-Pergola/Gazebo				

	Current Budget	Revised Budget	Movement	Comment
1 - Expenditure				
B00106-00-1317-000 Ins. Prem - Other	94	84	-10	Annual insurance premium. October - Premium updated per actual billing
TOTAL 1 - Expenditure	**94**	**84**	**-10**	
TOTAL B00106 - Faulkner Park-Pergola/Gazebo	**94**	**84**	**-10**	
B00126 - Faulkner Park-Memorials				
1 - Expenditure				
B00126-00-1317-000 Ins. Prem - Other	736	655	-81	Annual insurance premium. October - Premium updated per actual billing
TOTAL 1 - Expenditure	**736**	**655**	**-81**	
TOTAL B00126 - Faulkner Park-Memorials	**736**	**655**	**-81**	
B00127 - Faulkner Park-Public Artworks				
1 - Expenditure				
B00127-00-1317-000 Ins. Prem - Other	391	348	-43	Annual insurance premium. October - Premium updated per actual billing
TOTAL 1 - Expenditure	**391**	**348**	**-43**	
TOTAL B00127 - Faulkner Park-Public Artworks	**391**	**348**	**-43**	
B00128 - Faulkner Park - SkatePark				
1 - Expenditure				
B00128-00-1317-000 Ins. Prem - Other	43	38	-5	Annual insurance premium. October - Premium updated per actual billing
TOTAL 1 - Expenditure	**43**	**38**	**-5**	
TOTAL B00128 - Faulkner Park - SkatePark	**43**	**38**	**-5**	
B00129 - Faulkner Park Lighting				
1 - Expenditure				
B00129-00-1317-000 Ins. Prem - Other	97	87	-10	Annual insurance premium. October - Premium updated per actual billing
TOTAL 1 - Expenditure	**97**	**87**	**-10**	
TOTAL B00129 - Faulkner Park Lighting	**97**	**87**	**-10**	
B00130 - Lake Observation Platform				
1 - Expenditure				

	Current Budget	Revised Budget	Movement	Comment
B00130-00-1317-000 Ins. Prem - Other	155	138	-17	Annual insurance premium. October - Premium updated per actual billing
TOTAL 1 - Expenditure	**155**	**138**	**-17**	
TOTAL B00130 - Lake Observation Platform	**155**	**138**	**-17**	
B03001 - Garvey Park-Toilets-Main				
1 - Expenditure				
B03001-00-1317-000 Ins. Prem - Other	908	808	-100	Annual insurance premium. October - Premium updated per actual billing
TOTAL 1 - Expenditure	**908**	**808**	**-100**	
TOTAL B03001 - Garvey Park-Toilets-Main	**908**	**808**	**-100**	
B03031 - Garvey Park Boardwalk Kanowna				
1 - Expenditure				
B03031-00-1317-000 Ins. Prem - Other	933	830	-103	Annual insurance premium. October - Premium updated per actual billing
TOTAL 1 - Expenditure	**933**	**830**	**-103**	
TOTAL B03031 - Garvey Park Boardwalk Kanowna	**933**	**830**	**-103**	
B04001 - Tomato Lake-Toilets-Main				
1 - Expenditure				
B04001-00-1317-000 Ins. Prem - Other	1,042	927	-115	Annual insurance premium. October - Premium updated per actual billing
TOTAL 1 - Expenditure	**1,042**	**927**	**-115**	
TOTAL B04001 - Tomato Lake-Toilets-Main	**1,042**	**927**	**-115**	
B04002 - Tomato Lake-Toilets Pres. St.				
1 - Expenditure				
B04002-00-1317-000 Ins. Prem - Other	286	254	-32	Annual insurance premium. October - Premium updated per actual billing
TOTAL 1 - Expenditure	**286**	**254**	**-32**	
TOTAL B04002 - Tomato Lake-Toilets Pres. St.	**286**	**254**	**-32**	
B04030 - Tomato Boardwalk				
1 - Expenditure				

	Current Budget	Revised Budget	Movement	Comment
B04030-00-1317-000 Ins. Prem - Other	3,151	2,803	-348	Annual insurance premium. October - Premium updated per actual billing
TOTAL 1 - Expenditure	**3,151**	**2,803**	**-348**	
TOTAL B04030 - Tomato Boardwalk	**3,151**	**2,803**	**-348**	
B05001 - Wilson Park Auto Toilets				
1 - Expenditure				
B05001-00-1317-000 Ins. Prem - Other	1,375	1,223	-152	Annual insurance premium. October - Premium updated per actual billing
TOTAL 1 - Expenditure	**1,375**	**1,223**	**-152**	
TOTAL B05001 - Wilson Park Auto Toilets	**1,375**	**1,223**	**-152**	
B13101 - Hardey Park - Auto Toilet				
1 - Expenditure				
B13101-00-1317-000 Ins. Prem - Other	332	295	-37	Annual insurance premium. October - Premium updated per actual billing
TOTAL 1 - Expenditure	**332**	**295**	**-37**	
TOTAL B13101 - Hardey Park - Auto Toilet	**332**	**295**	**-37**	
B13199 - Adachi /Hardey Parks-Building Mntc				
1 - Expenditure				
B13199-00-1317-000 Ins. Prem - Other	565	502	-63	Annual insurance premium. October - Premium updated per actual billing
TOTAL 1 - Expenditure	**565**	**502**	**-63**	
TOTAL B13199 - Adachi /Hardey Parks-Building Mntc	**565**	**502**	**-63**	
B14130 - Ascot Waters Jetties				
1 - Expenditure				
B14130-00-1317-000 Ins. Prem - Other	1,813	1,612	-201	Annual insurance premium. October - Premium updated per actual billing
B14130-10-1279-000 Services - Other	6,000	23,917	17,917	Re-oil and minor repairs to bridges and jetties. October - renewal works carried out on jetties
TOTAL 1 - Expenditure	**7,813**	**25,529**	**17,716**	
TOTAL B14130 - Ascot Waters Jetties	**7,813**	**25,529**	**17,716**	
B14199 - Ascot Waters General Buildings				
1 - Expenditure				

	Current Budget	Revised Budget	Movement	Comment
B14199-00-1317-000 Ins. Prem - Other	11,270	10,025	-1,245	Annual insurance premium. October - Premium updated per actual billing
TOTAL 1 - Expenditure	**11,270**	**10,025**	**-1,245**	
TOTAL B14199 - Ascot Waters General Buildings	**11,270**	**10,025**	**-1,245**	
B36301 - Goodwood Pde-Toilets-Main				
1 - Expenditure				
B36301-00-1317-000 Ins. Prem - Other	291	258	-33	Annual insurance premium. October - Premium updated per actual billing
TOTAL 1 - Expenditure	**291**	**258**	**-33**	
TOTAL B36301 - Goodwood Pde-Toilets-Main	**291**	**258**	**-33**	
B36330 - Goodwood Pde-Boat Ramp/Jetty				
1 - Expenditure				
B36330-00-1317-000 Ins. Prem - Other	432	385	-47	Annual insurance premium. October - Premium updated per actual billing
TOTAL 1 - Expenditure	**432**	**385**	**-47**	
TOTAL B36330 - Goodwood Pde-Boat Ramp/Jetty	**432**	**385**	**-47**	
B60529 - Willow Park Lighting				
1 - Expenditure				
B60529-00-1317-000 Ins. Prem - Other	58	51	-7	Annual insurance premium. October - Premium updated per actual billing
TOTAL 1 - Expenditure	**58**	**51**	**-7**	
TOTAL B60529 - Willow Park Lighting	**58**	**51**	**-7**	
B80199 - Glasshouse Building Bld Mnt				
1 - Expenditure				
B80199-00-1317-000 Ins. Prem - Other	10,421	9,270	-1,151	Annual insurance premium. October - Premium updated per actual billing
TOTAL 1 - Expenditure	**10,421**	**9,270**	**-1,151**	
TOTAL B80199 - Glasshouse Building Bld Mnt	**10,421**	**9,270**	**-1,151**	
B99806 - General Properties - Pergola/Gazebo				
1 - Expenditure				
B99806-00-1317-000 Ins. Prem - Other	248	220	-28	Annual insurance premium. October - Premium updated per actual billing

	Current Budget	Revised Budget	Movement	Comment
TOTAL 1 - Expenditure	**248**	**220**	**-28**	
TOTAL B99806 - General Properties - Pergola/Gazebo	**248**	**220**	**-28**	
B00501 - Forster Park-Toilets-Main				
1 - Expenditure				
B00501-00-1317-000 Ins. Prem - Other	442	394	-48	Annual insurance premium. October - Premium updated per actual billing
TOTAL 1 - Expenditure	**442**	**394**	**-48**	
TOTAL B00501 - Forster Park-Toilets-Main	**442**	**394**	**-48**	
B00504 - Forster Park-Clubrooms				
1 - Expenditure				
B00504-00-1317-000 Ins. Prem - Other	4,549	4,047	-502	Annual insurance premium. October - Premium updated per actual billing
TOTAL 1 - Expenditure	**4,549**	**4,047**	**-502**	
TOTAL B00504 - Forster Park-Clubrooms	**4,549**	**4,047**	**-502**	
B00505 - Forster Park-Hall				
1 - Expenditure				
B00505-00-1317-000 Ins. Prem - Other	3,881	3,452	-429	Annual insurance premium. October - Premium updated per actual billing
TOTAL 1 - Expenditure	**3,881**	**3,452**	**-429**	
TOTAL B00505 - Forster Park-Hall	**3,881**	**3,452**	**-429**	
B00507 - Forster Park-Public Seating				
1 - Expenditure				
B00507-00-1317-000 Ins. Prem - Other	187	166	-21	Annual insurance premium. October - Premium updated per actual billing
TOTAL 1 - Expenditure	**187**	**166**	**-21**	
TOTAL B00507 - Forster Park-Public Seating	**187**	**166**	**-21**	
B00529 - Forster Park Lighting				
1 - Expenditure				
B00529-10-1296-000 Services - Lighting	2,500	40,500	38,000	October - Change lamps for LED lighting
TOTAL 1 - Expenditure	**2,500**	**40,500**	**38,000**	

	Current Budget	Revised Budget	Movement	Comment
TOTAL B00529 - Forster Park Lighting	**2,500**	**40,500**	**38,000**	
B01001 - Centenary Park Auto Toilet				
1 - Expenditure				
B01001-00-1317-000 Ins. Prem - Other	332	295	-37	Annual insurance premium. October - Premium updated per actual billing
TOTAL 1 - Expenditure	**332**	**295**	**-37**	
TOTAL B01001 - Centenary Park Auto Toilet	**332**	**295**	**-37**	
B01004 - Centenary Park-Clubrooms				
1 - Expenditure				
B01004-00-1317-000 Ins. Prem - Other	3,151	2,803	-348	Annual insurance premium. October - Premium updated per actual billing
TOTAL 1 - Expenditure	**3,151**	**2,803**	**-348**	
TOTAL B01004 - Centenary Park-Clubrooms	**3,151**	**2,803**	**-348**	
B01005 - Centenary Park-Hall				
1 - Expenditure				
B01005-00-1317-000 Ins. Prem - Other	3,151	2,803	-348	Annual insurance premium. October - Premium updated per actual billing
TOTAL 1 - Expenditure	**3,151**	**2,803**	**-348**	
TOTAL B01005 - Centenary Park-Hall	**3,151**	**2,803**	**-348**	
B02599 - Athletic Park - Bldg Mntc				
1 - Expenditure				
B02599-00-1317-000 Ins. Prem - Other	4,431	3,941	-490	Annual insurance premium. October - Premium updated per actual billing
TOTAL 1 - Expenditure	**4,431**	**3,941**	**-490**	
TOTAL B02599 - Athletic Park - Bldg Mntc	**4,431**	**3,941**	**-490**	
B03504 - Middleton Park-Clubrooms				
1 - Expenditure				
B03504-00-1317-000 Ins. Prem - Other	3,103	2,761	-342	Annual insurance premium. October - Premium updated per actual billing
TOTAL 1 - Expenditure	**3,103**	**2,761**	**-342**	
TOTAL B03504 - Middleton Park-Clubrooms	**3,103**	**2,761**	**-342**	

	Current Budget	Revised Budget	Movement	Comment
B05004 - Wilson Park-Clubrooms				
1 - Expenditure				
B05004-00-1317-000 Ins. Prem - Other	1,213	1,079	-134	Annual insurance premium. October - Premium updated per actual billing
TOTAL 1 - Expenditure	**1,213**	**1,079**	**-134**	
TOTAL B05004 - Wilson Park-Clubrooms	**1,213**	**1,079**	**-134**	
B05501 - Peet Park-Toilets-Main				
1 - Expenditure				
B05501-00-1317-000 Ins. Prem - Other	518	461	-57	Annual insurance premium. October - Premium updated per actual billing
TOTAL 1 - Expenditure	**518**	**461**	**-57**	
TOTAL B05501 - Peet Park-Toilets-Main	**518**	**461**	**-57**	
B05504 - Peet Park- Clubrooms				
1 - Expenditure				
B05504-00-1317-000 Ins. Prem - Other	2,697	2,399	-298	Annual insurance premium. October - Premium updated per actual billing
TOTAL 1 - Expenditure	**2,697**	**2,399**	**-298**	
TOTAL B05504 - Peet Park- Clubrooms	**2,697**	**2,399**	**-298**	
B06004 - Miles Park-Clubrooms				
1 - Expenditure				
B06004-00-1317-000 Ins. Prem - Other	4,500	4,003	-497	Annual insurance premium. October - Premium updated per actual billing
TOTAL 1 - Expenditure	**4,500**	**4,003**	**-497**	
TOTAL B06004 - Miles Park-Clubrooms	**4,500**	**4,003**	**-497**	
B06504 - Redcliffe Park - Hall				
1 - Expenditure				
B06504-00-1317-000 Ins. Prem - Other	6,733	5,990	-743	Annual insurance premium. October - Premium updated per actual billing
TOTAL 1 - Expenditure	**6,733**	**5,990**	**-743**	
TOTAL B06504 - Redcliffe Park - Hall	**6,733**	**5,990**	**-743**	
B15029 - Belmont Oval Lighting				

	Current Budget	Revised Budget	Movement	Comment
1 - Expenditure				
B15029-10-1296-000 Services - Lighting	31,500	47,165	15,665	Replace old light fittings with LED lights. October - Additional lighting tower added to spec
TOTAL 1 - Expenditure	**31,500**	**47,165**	**15,665**	
TOTAL B15029 - Belmont Oval Lighting	**31,500**	**47,165**	**15,665**	
B80599 - Arts & Crafts Centre Bld Mnt				
1 - Expenditure				
B80599-00-1317-000 Ins. Prem - Other	995	885	-110	Annual insurance premium. October - Premium updated per actual billing
TOTAL 1 - Expenditure	**995**	**885**	**-110**	
TOTAL B80599 - Arts & Crafts Centre Bld Mnt	**995**	**885**	**-110**	
B81599 - Harman St Community Centre				
1 - Expenditure				
B81599-00-1317-000 Ins. Prem - Other	2,945	2,620	-325	Annual insurance premium. October - Premium updated per actual billing
TOTAL 1 - Expenditure	**2,945**	**2,620**	**-325**	
TOTAL B81599 - Harman St Community Centre	**2,945**	**2,620**	**-325**	
B82329 - Cl'Vdale Sprt/Rec Cnt Lighting				
1 - Expenditure				
B82329-10-1296-000 Services - Lighting	30,000	42,000	12,000	Replace light fittings in Car Park with LED lights. October - Actual quote is higher than estimate
TOTAL 1 - Expenditure	**30,000**	**42,000**	**12,000**	
TOTAL B82329 - Cl'Vdale Sprt/Rec Cnt Lighting	**30,000**	**42,000**	**12,000**	
B82399 - Cl'vdale Sprt/Rec Cnt-Blg Mntc				
1 - Expenditure				
B82399-00-1317-000 Ins. Prem - Other	12,927	11,499	-1,428	Annual insurance premium. October - Premium updated per actual billing
TOTAL 1 - Expenditure	**12,927**	**11,499**	**-1,428**	
TOTAL B82399 - Cl'vdale Sprt/Rec Cnt-Blg Mntc	**12,927**	**11,499**	**-1,428**	
B82499 - Tennis Club-Bldg Mntc				
1 - Expenditure				

	Current Budget	Revised Budget	Movement	Comment
B82499-00-1317-000 Ins. Prem - Other	4,178	3,717	-461	Annual insurance premium. October - Premium updated per actual billing
TOTAL 1 - Expenditure	**4,178**	**3,717**	**-461**	
TOTAL B82499 - Tennis Club-Bldg Mntc	**4,178**	**3,717**	**-461**	
B85599 - Rivervale Comm Cntr - Blg Mnt				
1 - Expenditure				
B85599-00-1317-000 Ins. Prem - Other	6,360	5,658	-702	Annual insurance premium. October - Premium updated per actual billing
TOTAL 1 - Expenditure	**6,360**	**5,658**	**-702**	
TOTAL B85599 - Rivervale Comm Cntr - Blg Mnt	**6,360**	**5,658**	**-702**	
B80099 - Administration Buildng Bld Mnt				
1 - Expenditure				
B80099-00-1317-000 Ins. Prem - Other	45,625	40,586	-5,039	Annual insurance premium. October - Premium updated per actual billing
TOTAL 1 - Expenditure	**45,625**	**40,586**	**-5,039**	
TOTAL B80099 - Administration Buildng Bld Mnt	**45,625**	**40,586**	**-5,039**	
922300 - Criminal Damage				
1 - Expenditure				
922300-00-1222-000 Materials	12,000	14,000	2,000	Private property paint /other materials. $3K Main Roads/$9K private including Community Action Days (CADs) October - Increase in reports of graffiti on Main Roads properties has resulted in an increase in paint required to undertake work increase by $2K total now $5K Main Roads
922300-00-1279-000 Services - Other	20,000	20,560	560	Contractor costs on $10K Main Roads, $10K Private Property. October - 2.8% CPI increase. Now $10,280 for Main Roads and Private Property.
TOTAL 1 - Expenditure	**32,000**	**34,560**	**2,560**	
4 - Income				
922300-00-4077-000 Reimb - Miscellaneous	-13,000	-15,280	-2,280	Income from work done on Main Roads Property labour ($10K) and materials ($3K) October - Increase on income received noting 2.8% CPI increase and additional paint required. ($10,280 labour) ($5K materials)
TOTAL 4 - Income	**-13,000**	**-15,280**	**-2,280**	

		Current Budget	Revised Budget	Movement	Comment
6 - Capital Income					
922300-00-6835-000	LSL Reserve - Salaries	-7,431	0	7,431	Reserve funding of anticipated LSL October - Reserve closed - transferred to Employee Entitlement Reserve
922300-00-6847-000	Misc Entitlements Reserve	0	-7,431	-7,431	October - funding of anticipated LSL
TOTAL 6 - Capital Income		**-7,431**	**-7,431**	**0**	
TOTAL 922300 - Criminal Damage		**32,000**	**34,560**	**2,560**	
922301 - Criminal Damage - Council Property					
1 - Expenditure					
922301-11-1279-000	Services - Other	45,000	46,260	1,260	Contractor costs on Council Property Oct CPI 2.8%
TOTAL 1 - Expenditure		**45,000**	**46,260**	**1,260**	
TOTAL 922301 - Criminal Damage - Council Property		**45,000**	**46,260**	**1,260**	
982500 - Health					
1 - Expenditure					
982500-00-1252-000	Equipment	1,000	3,116	2,116	Unforeseen replacement of small equipment e.g. thermometer ($1K) October - Unforeseen overspend of replacement equipment $2116.00 for new pool test equipment).
982500-00-1279-000	Services - Other	85,000	117,500	32,500	LHAAC analytical tax ($10K), food/water/other analysis ($5K), emergency clean ups, locksmiths, ($10K) Prosecution court lodgement cost ($1K). Confirmed default demolition and contingency demolition costs($60K) October - Carry over 24-25 - demolition-72 Central Ave, ($32,321)
982500-00-1317-000	Ins. Prem - Other	3,818	3,396	-422	Annual insurance premium. October - Premium updated per actual billing
982500-40-1314-000	Ins. Prem - Motor Vehicle	0	1,310	1,310	Annual insurance premium. October - Premium updated per actual billing
TOTAL 1 - Expenditure		**89,818**	**125,322**	**35,504**	
4 - Income					
982500-00-4113-000	Settlement Enquiries	-25,000	0	25,000	Settlement enTravel costs for mozzie officer query income
TOTAL 4 - Income		**-25,000**	**0**	**25,000**	
6 - Capital Income					

		Current Budget	Revised Budget	Movement	Comment
982500-00-6835-000	LSL Reserve - Salaries	-15,228	0	15,228	Reserve funding of anticipated LSL October - Reserve closed - transferred to Employee Entitlement Reserve
982500-00-6847-000	Misc Entitlements Reserve	0	-15,228	-15,228	October - funding of anticipated LSL
TOTAL 6 - Capital Income		**-15,228**	**-15,228**	**0**	
TOTAL 982500 - Health		**89,818**	**125,322**	**35,504**	
922500 - Rangers					
1 - Expenditure					
922500-00-1250-000	Furniture	0	11,773	11,773	Oct Carry over 24-25 Supply and Fitting of siderails 7 x ranger vehicles
922500-00-1252-000	Equipment	2,000	3,880	1,880	Pinforce printers ($1K x 2) October - Carry over 24-25 Electrical works rangers' vehicles ($1921.00)
922500-40-1314-000	Ins. Prem - Motor Vehicle	0	1,426	1,426	Annual insurance premium. October - Premium updated per actual billing
TOTAL 1 - Expenditure		**2,000**	**17,079**	**15,079**	
6 - Capital Income					
922500-00-6835-000	LSL Reserve - Salaries	-21,850	0	21,850	Reserve funding of anticipated LSL October - Reserve closed - transferred to Employee Entitlement Reserve
922500-00-6847-000	Misc Entitlements Reserve	0	-21,850	-21,850	October - funding of anticipated LSL
TOTAL 6 - Capital Income		**-21,850**	**-21,850**	**0**	
TOTAL 922500 - Rangers		**2,000**	**17,079**	**15,079**	
922000 - Belmont Community Watch					
1 - Expenditure					
922000-00-1330-000	Subscriptions	3,250	3,280	30	Netstar GPS data x 3 ($85/month), Wave Talk OCP radios x 5 ($185/month) October - Netstar GPS cost increase 4% service fee per month cost now $88.40.
922000-00-1399-000	Miscellaneous	250	500	250	October - Adjustment for minor expenditure
922000-40-1314-000	Ins. Prem - Motor Vehicle	0	1,937	1,937	Annual insurance premium. October - Premium updated per actual billing
TOTAL 1 - Expenditure		**3,500**	**5,717**	**2,217**	
TOTAL 922000 - Belmont Community Watch		**3,500**	**5,717**	**2,217**	
922600 - Crime Prevention & Comm Safety					
1 - Expenditure					

		Current Budget	Revised Budget	Movement	Comment
922600-00-1200-000	Salaries	487,386	457,386	-30,000	October - reduction in line with vacant roles and anticipated commencements
922600-00-1279-000	Services - Other	186,000	217,000	31,000	CCTV maintenance /consultation ($141K) , camera cleaning & sign installation ($30K), Constable Care annual fee ($46k)- October - CCTV Maintenance increased cost $31K (Insurance claim damaged fibre Volcano Park)
922600-00-1284-000	Services - Project Mgmt	75,000	85,000	10,000	Hip Hop Ed ($25K), Pop up merchandise including locks ($20K), Solar light giveaways/security appraisals ($5K (100 units), Oddbods Bella costume ($5k - 50% of cost with Library), Bella Animation ($20K) October - Bella animation cost increase by $10K total cost now ($30K).
922600-00-1317-000	Ins. Prem - Other	25,468	22,655	-2,813	Annual insurance premium. October - Premium updated per actual billing
922600-40-1314-000	Ins. Prem - Motor Vehicle	0	1,035	1,035	Annual insurance premium. October - Premium updated per actual billing
TOTAL 1 - Expenditure		**773,854**	**783,076**	**9,222**	
4 - Income					
922600-00-4072-000	Reimb - Insurance Claims	0	-31,000	-31,000	October - Insurance claim CCTV Maintenance damaged fibre volcano park($31K)
TOTAL 4 - Income		**0**	**-31,000**	**-31,000**	
TOTAL 922600 - Crime Prevention & Comm Safety		**773,854**	**783,076**	**9,222**	
962501 - Cultural Engagement					
1 - Expenditure					
962501-00-1200-000	Salaries	517,092	496,512	-20,580	October - Reduced by $20,580 to reflect underspend
962501-40-1314-000	Ins. Prem - Motor Vehicle	0	1,744	1,744	Annual insurance premium. October - Premium updated per actual billing
TOTAL 1 - Expenditure		**517,092**	**498,256**	**-18,836**	
TOTAL 962501 - Cultural Engagement		**517,092**	**498,256**	**-18,836**	
945000 - Library and Museum					
1 - Expenditure					
945000-00-1200-000	Salaries	1,759,683	1,729,683	-30,000	October - $30K shifted to Agency Staff to cover unanticipated staff vacancies.
945000-00-1207-000	Employee Entitlements	0	49,086	49,086	October - Adjusted to reflect year to date actual.
945000-00-1216-000	Agency Staff	0	30,000	30,000	October - Funds shifted from Salaries to Agency Staff to cover library floor shifts due to unanticipated vacancies.

		Current Budget	Revised Budget	Movement	Comment
945000-00-1228-000	Book Purchases Local	80,000	80,300	300	Local Stock purchases to ensure lending collection remains relevant to community needs and supports increased demand. Continue to support high demand collections and reader requests for specific genre's/subject areas. Continue to supplement stock supplied by State Library WA to ensure collections are curated in line with the City's diverse community including bi-lingual picture books and eBooks/eAudiobooks October - Addition of $300 from 945000-00-1251-000 to support the upgrade of Family History resources to support museum programming.
945000-00-1251-000	Fixtures	162,500	156,000	-6,500	Carry-over of $40,000 to complete the preparations of the Sporting Exhibition to be launched in October - Allowance for the refresh of Museum exhibitions in 2026 ($50000) and children's interactive wall ($30,000). Allowance for installation of textile wash station in restoration room ($7500). Funds ($5000) for purchase of new camera for capture of museum artefacts. Funds for the replacing of damaged library shelving due to wear and tear or additional shelving as required to enhance collection presentation ($5000). Allowance to install Vape detectors in 3 first floor public bathrooms to deter increased anti-social behaviour ($5000). Upgrade ($10000) of the Library & Museum section of Library Shop for safe display of goods and to reduce opportunity for theft. Allowance ($10000) to install built in furnishing into the Peg Parkin room to improve layout and effective use of the space to house the public computers used for local history research. October - Due to an alternative solution being found for upgrades to fixtures in the Peg Parkin Room, $5700 allocated to 945000-00-1330-000 Subscriptions for the purchase of the Blinkist eResource. $300 allocated to 945000-00-1228-000 Local Book Purchases to support the upgrade of Family History resources for Museum programming.
945000-00-1330-000	Subscriptions	24,200	29,900	5,700	Subscriptions for various literacy and learning online resources (including an allowance for foreign exchange amounts): Britannica ($3,820); The West online digital archive ($2,000); Creative Bug ($2000); Novelist readers advisory a complete readers advisory e-resource solution linked to the library catalogue providing tailored recommendations ($6000); Road to IELTS and Clear Pronunciation general eResources to support English as a second language learners ($2,500); Find My Past family history research eResource ($1,500); ongoing subscription to Culture Counts tool to measure social impact and value of the library and museum ($2,500). Various professional memberships including Australian Library Information Association, Royal WA Historical Society, Children's Book Council, Public Libraries WA, Australian Museum and Galleries Association, History Council of WA. October - Addition of $5700 from 945000-00-1251-000 for the purchase of an extra eResource for community use.
945000-40-1314-000	Ins. Prem - Motor Vehicle	0	338	338	Annual insurance premium. October - Premium updated per actual billing
TOTAL 1 - Expenditure		**2,026,383**	**2,075,307**	**48,924**	
6 - Capital Income					

		Current Budget	Revised Budget	Movement	Comment
945000-00-6835-000	LSL Reserve - Salaries	-40,210	0	40,210	Reserve funding of anticipated LSL October - Reserve closed - transferred to Employee Entitlement Reserve
945000-00-6840-000	Ruth Faulkner library reserve	-50,112	-49,956	156	Ruth Faulkner Library Reserve used for building improvements referred to in capital expenditure - fixtures. October - transfer amended based on FY25 closing balance
945000-00-6847-000	Misc Entitlements Reserve	0	-40,210	-40,210	October - funding of anticipated LSL
TOTAL 6 - Capital Income		**-90,322**	**-90,166**	**156**	
TOTAL 945000 - Library and Museum		**2,026,383**	**2,075,307**	**48,924**	
911702 - Avon Descent					
1 - Expenditure					
911702-00-1127-000	Hire (Property & Equipment)	10,000	11,400	1,400	Infrastructure required to deliver the event on site at Garvey Park, including marquees, spectator seating, stage and PA/AV System for race caller. Allowance for a small number of children's inflatables & activities and wet weather contingency infrastructure. October - Increased to reflect weekend delivery rates for infrastructure set up.
911702-00-1263-000	Services - Advertising	500	300	-200	Includes paid social media advertising, radio, local newspaper advertising and photography/videography. October - reduced to reflect actual spend.
911702-00-1266-000	Services - Cleaning	600	0	-600	Cleaning as required during event. October - removed as services were not required.
911702-00-1368-000	Sponsorship/Promotions	2,500	5,000	2,500	For sponsorship to Avon Descent organising body October - Increased to reflect actual sponsorship amount given.
TOTAL 1 - Expenditure		**13,600**	**16,700**	**3,100**	
TOTAL 911702 - Avon Descent		**13,600**	**16,700**	**3,100**	
911708 - Carols in the Park					
1 - Expenditure					
911708-00-1127-000	Hire (Property & Equipment)	105,000	115,000	10,000	Anticipated costs to deliver an enhanced Christmas Concert as the finale to the City's 2025 community events calendar. Funds allocated to the hire of infrastructure and equipment for the event including an expanded stage, AV technician and equipment. October - Increased costs for infrastructure to include more viewing and accessibility for an expected increase in audience capacity.
911708-00-1227-000	Printing	2,000	5,000	3,000	Printing of event signage and other promotional materials for the event. October - Increased to include additional promotional material and directional signage for the event.
911708-00-1263-000	Services - Advertising	2,000	6,000	4,000	Advertising of the event on social and print media and other media outlets such as radio advertising. October - Increased for targeted advertising including promotion with Perth Now.

		Current Budget	Revised Budget	Movement	Comment
911708-00-1297-000	Services - Entertainment	90,000	95,000	5,000	Anticipated costs of entertainment for the enhanced Christmas Concert including high profile acts, roving performers and entertainment for the City's finale event in the 2025 community events calendar. The enhanced Christmas event also includes bespoke curation of music to appeal to our diverse community. October - Increased to reflect an increase in entertainment costs.
911708-00-1509-000	Contractors Superannuation	5,000	2,000	-3,000	Contractor superannuation as required. October - reduced to reflect actual anticipated super costs.
TOTAL 1 - Expenditure		**204,000**	**223,000**	**19,000**	
TOTAL 911708 - Carols in the Park		**204,000**	**223,000**	**19,000**	
911711 - Harmony Day					
1 - Expenditure					
911711-00-1127-000	Hire (Property & Equipment)	38,000	50,000	12,000	Infrastructure required for the annual event that celebrates the City's cultural diversity. October - Increase due to unanticipated costs of lighting for the later timing of the event, and additional infrastructure required for the expanded event. Airport Sponsorship of $7.5k will be used to cover part of associated costs.
911711-00-1227-000	Printing	1,500	3,000	1,500	Printing of promotional material including, maps, banners and corflute directional signage. October - Increased to include extra improved signage.
911711-00-1399-000	Miscellaneous	100	500	400	Miscellaneous items required during the set up and delivery of the event. October - Increased for required "on the day" extras such as mosquito repellent, batteries for lights in tents and sunscreen.
TOTAL 1 - Expenditure		**39,600**	**53,500**	**13,900**	
4 - Income					
911711-00-4368-000	Sponsorship/Promotions	0	-15,000	-15,000	 October - committed sponsorship funds from Perth Airport
TOTAL 4 - Income		**0**	**-15,000**	**-15,000**	
TOTAL 911711 - Harmony Day		**39,600**	**53,500**	**13,900**	
911712 - Kidz Fest					
1 - Expenditure					
911712-00-1127-000	Hire (Property & Equipment)	70,000	95,000	25,000	Anticipated costs of infrastructure for an enhanced Kidz Fest including fencing, toilets, AV and technicians and crowd control barriers (CCB). Also includes the hire of a big top circus tent for "Imaginarium Land" to host circus style shows and other family friendly activities. October - $25k increase to deliver an accessibility and sensory session prior to main event in collaboration with Disability WA. Funds will be used for accessibility infrastructure such as wheelchair matting, infrastructure for Big Top tent and 'other' accessibility protocols. This additional sensory session is pending the outcome of a Lotterywest grant ($45k). Should the grant be unsuccessful the additional budget will not be expended.

		Current Budget	Revised Budget	Movement	Comment
911712-00-1227-000	Printing	4,000	6,000	2,000	Printing of promotional material for event including directional signage, flyers and letters for distribution. October - increased for additional accessibility signage.
911712-00-1279-000	Services - Other	30,000	40,000	10,000	Associated costs for services including first aid, event support logistics, traffic management, security, photography and videography. October - Increased to include accessibility services, such as Auslan interpreters. $5k sponsorship from Airport will contribute towards the increase in costs (total of Perth Airport sponsorship is $10k).
911712-00-1297-000	Services - Entertainment	90,000	110,000	20,000	Costs associated with the provision of a broad range of free entertainment and activities over the day. Includes funds for entertainment in the 'Imaginarium Land' big top tent. October - Increase in entertainment for the inclusion of an earlier sensory session prior to main event in collaboration with Disability WA. This additional expenditure is pending the outcome of a Lotterywest grant ($45k). Should the grant be unsuccessful the additional budget will not be expended. $5k from Perth Airport sponsorship (total $10k) will be used towards the event.
TOTAL 1 - Expenditure		**194,000**	**251,000**	**57,000**	
4 - Income					
911712-00-4032-000	Grant - Operating	-30,000	-45,000	-15,000	Anticipated grant sponsorship from the Department of Local Government, Sport and Cultural Industries. October - Anticipated grant funding from Lotterywest. Funding applied through the Department of Creative Industries, Tourism and Sport (prev. DLGSC) was unsuccessful.
911712-00-4368-000	Sponsorship/Promotions	0	-10,000	-10,000	October - committed sponsorship funds from Perth Airport
TOTAL 4 - Income		**-30,000**	**-55,000**	**-25,000**	
TOTAL 911712 - Kidz Fest		**194,000**	**251,000**	**57,000**	
962700 - Arts and Place					
1 - Expenditure					
962700-00-1216-000	Agency Staff	0	1,100	1,100	October - to reflect YTD actual
962700-40-1314-000	Ins. Prem - Motor Vehicle	0	646	646	Annual insurance premium. October - Premium updated per actual billing
TOTAL 1 - Expenditure		**0**	**1,746**	**1,746**	
TOTAL 962700 - Arts and Place		**0**	**1,746**	**1,746**	
963001 - Belmont Art Awards					
4 - Income					
963001-00-4368-000	Sponsorship/Promotions	-7,500	-2,500	5,000	Anticipated sponsorship for the Art Awards. October - reduced to reflect actual sponsorship received.
TOTAL 4 - Income		**-7,500**	**-2,500**	**5,000**	

	Current Budget	Revised Budget	Movement	Comment
TOTAL 963001 - Belmont Art Awards	**0**	**0**	**0**	
963046 - Place Activation				
1 - Expenditure				
963046-00-1123-000 Maintenance	0	2,000	2,000	October - added to reflect maintenance costs for City Placemaking assets, including repairs to Little Libraries, planters, Parklets etc.
963046-00-1262-000 Services - Marketing	2,000	3,000	1,000	New banners and signage to improve promotion of local neighbourhood place activations. Advertising on Social Media, print media and other media platforms to increase awareness of Placemaking activity, and opportunities for community to engage throughout the City. October - increased to reflect increased Marketing costs associated with Place activations.
TOTAL 1 - Expenditure	**2,000**	**5,000**	**3,000**	
TOTAL 963046 - Place Activation	**2,000**	**5,000**	**3,000**	
962500 - Economic Development				
1 - Expenditure				
962500-00-1200-000 Salaries	316,352	304,352	-12,000	October - Reduced to reflect underspend.
962500-00-1330-000 Subscriptions	117,250	116,400	-850	Subscription and membership fees for profiled; REMPLAN; Business News; EDA; Property Council; Spendmapp; LG Pro, Tourism Council, etc. October - Ceased Spendmapp subscription, so removed from budget in July, replacement product subscription, CouncillQ, spread across quarterly.
962500-40-1314-000 Ins. Prem - Motor Vehicle	0	1,389	1,389	Annual insurance premium. October - Premium updated per actual billing
TOTAL 1 - Expenditure	**433,602**	**422,141**	**-11,461**	
TOTAL 962500 - Economic Development	**433,602**	**422,141**	**-11,461**	
962504 - Wellbeing Support Initiatives				
1 - Expenditure				
962504-00-1271-000 Services - Other Consultants	30,000	40,000	10,000	Assertive Outreach Service contract fees October - Increased by 10,000 to reflect increased costs.
TOTAL 1 - Expenditure	**30,000**	**40,000**	**10,000**	
TOTAL 962504 - Wellbeing Support Initiatives	**30,000**	**40,000**	**10,000**	
963037 - Families and Children Initiatives				
1 - Expenditure				
963037-00-1271-000 Services - Other Consultants	0	3,000	3,000	October - Australian Early Development census consultant
963037-00-1385-000 Catering - Functions	5,850	3,000	-2,850	Catering costs for initiatives including Children's Week Festival event, campaigns, etc October - Reduced to $3000

	Current Budget	Revised Budget	Movement	Comment
TOTAL 1 - Expenditure	**5,850**	**6,000**	**150**	
TOTAL 963037 - Families and Children Initiatives	**5,850**	**6,000**	**150**	
963300 - Community Development				
1 - Expenditure				
963300-00-1200-000 Salaries	394,149	355,000	-39,149	October - Reduced by $39,000 to reflect underspend.
TOTAL 1 - Expenditure	**394,149**	**355,000**	**-39,149**	
TOTAL 963300 - Community Development	**394,149**	**355,000**	**-39,149**	
950000 - Ascot Close Housing				
1 - Expenditure				
950000-00-1317-000 Ins. Prem - Other	6,383	5,678	-705	Annual insurance premium. October - Premium updated per actual billing
TOTAL 1 - Expenditure	**6,383**	**5,678**	**-705**	
TOTAL 950000 - Ascot Close Housing	**6,383**	**5,678**	**-705**	
950500 - Wahroonga Housing				
1 - Expenditure				
950500-00-1317-000 Ins. Prem - Other	5,532	4,921	-611	Annual insurance premium. October - Premium updated per actual billing
TOTAL 1 - Expenditure	**5,532**	**4,921**	**-611**	
TOTAL 950500 - Wahroonga Housing	**5,532**	**4,921**	**-611**	
951000 - Orana Aged Housing				
1 - Expenditure				
951000-00-1317-000 Ins. Prem - Other	8,734	7,769	-965	Annual insurance premium. October - Premium updated per actual billing
TOTAL 1 - Expenditure	**8,734**	**7,769**	**-965**	
TOTAL 951000 - Orana Aged Housing	**8,734**	**7,769**	**-965**	
951500 - Gabriel Gardens				
1 - Expenditure				

	Current Budget	Revised Budget	Movement	Comment	
951500-00-1317-000 Ins. Prem - Other	10,751	9,564	-1,187	Annual insurance premium. October - Premium updated per actual billing	
TOTAL 1 - Expenditure	**10,751**	**9,564**	**-1,187**		
TOTAL 951500 - Gabriel Gardens	**10,751**	**9,564**	**-1,187**		
999700 - Opening Balance					
4 - Income					
999700-00-4995-000 Opening Balance - Budget Only	-5,770,963	-560,958	5,210,005		0
TOTAL 4 - Income	**-5,770,963**	**-560,958**	**5,210,005**		
TOTAL 999700 - Opening Balance	**-5,770,963**	**-560,958**	**5,210,005**		

12.4 Appointments to Other Groups

Voting Requirement	:	Simple Majority
Subject Index	:	30/005, 13/008, 35/004, 15/004, 119/001
Location/Property Index	:	N/A
Application Index	:	N/A
Disclosure of any Interest	:	Nil
Previous Items	:	N/A
Applicant	:	N/A
Owner	:	N/A
Responsible Division	:	Corporate and Governance

Council role

Overseeing Overseeing the allocation of the City's finances and resources e.g. setting the annual budget, accepting tenders, determining what services and facilities the City is to provide, annual reports, selecting the CEO and reviewing the CEO's performance.

Purpose of report

To elect, appoint and nominate delegates/representatives to various groups.

Summary and key issues

Elected Members and Officers are appointed/nominated to various groups following each Local Government Election and should note the following responsibilities:

Some of the powers and duties of Group Members are laid down by the appropriate constitution or Terms of Reference. Elected Members or Officers who are Group Members should make themselves familiar with the relevant provisions.

Further:

(a) The Duty to act bona fide in the interests of the association as a whole.

Generally, the Group Members are vested with a right and duty of deciding where the association's interests lie, and how they are to be served, so their judgement is generally not open to review provided that the Group Members have exercised their powers in good faith and not for irrelevant purposes or arbitrarily.

(b) Duty not to act for an improper purpose.

For example, to benefit oneself or one's associate, or to act in such a way as to put a disadvantage on Members of the association whilst disadvantaging others.

(c) Duty to avoid conflicts of interest.

This is particularly important where the Group Member has in mind to enter into a contract with the association in their own right.

(d) Duty not to abuse confidential information or corporate opportunities obtained in the course of Group Membership.

It is important for Members to ensure that confidential information is not given to any person(s) or entity outside of the Group Membership or used for a purpose inconsistent with the purpose of the Group.

(e) Duty of care.

The standards expected of company directors are changing with the changing expectations of the community. Despite this, the law still recognises a distinction between the duty of care of the Chief Executive Officer and Executive Directors on one hand, and non-Executive Directors on the other.

Given the voluntary nature of service on a group, it is unlikely that a duty of care of an association Group Member would be greater than that of a non-Executive Director of a company. That duty of care is said to be a duty to take reasonable steps to place oneself in a position to guide and monitor the management of a company or association. *(Halsbury's Laws of Australia [120-7430])*

Note:
The Presiding Member advised that in accordance with Section 5.23(2)(d) of the *Local Government Act 1995 (WA)* in order to discuss Confidential matters relating to Item 12.4, Council will need to go behind closed doors.

7:38pm Rossi moved, Sessions seconded that in accordance with Section 5.23(2) of the *Local Government Act 1995 (WA)*, the meeting proceed behind closed doors to discuss Confidential Item 12.4 - Appointments to Other Groups

Carried 9 votes to 0

For: Abedin, Davis, Harris, Kulczycki, Marks, Rossi, Ryan, Sekulla and Sessions

Against: Nil

7:38pm Members of the public gallery departed the meeting.

Note: Refer to Confidential Minutes.

8:35pm The IT Support Officer returned to the meeting.

8:35pm The meeting came out from behind closed doors. No members of the public returned to the meeting.

Amended Officer Recommendation

Sekulla moved, Davis seconded

That Council:

1. Appoints the following Elected Members and Officers to the Airport Consultative Environment and Sustainability Group

   a) Cr Kulczycki (Member)

   b) Cr Sessions (Proxy Member)

   c) Coordinator Environment (Member)

2. Appoints the following Elected Members and Officers to the Belmont Retirement Villages Board of Management (Inc.):

   a) Mayor Rossi (Member)

   b) Cr Sekulla (Member)

   c) Chief Executive Officer (Member)

   d) Cr Sessions (Proxy Member)

   e) Cr Ryan (Proxy Member)

   f) Director Corporate and Governance (Proxy Member)

3. Nominates the following Elected Members to the Metro Inner Development Assessment Panel for a two-year term commencing 26 January 2026:

   a) Mayor Rossi (Member)

   b) Cr Marks (Member)

   c) Cr Kulczycki (Alternate Member)

   d) Cr Sessions (Alternate Member)

4. Appoints the following Elected Members to the WA Local Government Association East Metropolitan Zone:

   a) Cr Ryan (Voting Delegate)

   b) Cr Sekulla (Voting Delegate)

   Appoints the following Elected Members and Officer as Proxy Voting Delegates to the WA Local Government Association East Metropolitan Zone:

   c) Mayor Rossi (Proxy Voting Delegate)

   d) Cr Harris (Proxy Voting Delegate)

   e) Cr Sessions (Proxy Voting Delegate)

   f) Chief Executive Officer (Proxy Voting Delegate)

5. Appoints the following Elected Members and Officer to the Perth Airport Community Briefing Group:

   a) Mayor Rossi (Member)

   b) Cr Davis (Member)

   c) Chief Executive Officer (Member)

   d) Cr Harris (Proxy Member)

   e) Cr Sessions (Proxy Member)

Carried Unanimously 9 votes to 0

For: Abedin, Davis, Harris, Kulczycki, Marks, Rossi, Ryan, Sekulla and Sessions

Against: Nil

Location

Not applicable.

Consultation

There has been no specific consultation undertaken in respect to this matter.

Strategic Community Plan implications

In accordance with the 2024–2034 Strategic Community Plan:

Key Performance Area: Performance

Outcome: 10. Effective leadership, governance and financial management.

Outcome: 11. A happy, well informed and engaged community.

Policy implications

There are no policy implications associated with this report.

Statutory environment

There are no specific statutory requirements in respect to this matter.

Background

The appointments and nominations of Elected Members to various groups is undertaken following the Local Government Elections.

Report

Appointments and nominations to various Groups is required following the Local Government Elections. Information regarding the purpose, composition and other meeting information for each group is set out in Attachment 12.4.1.

On 5 September 2025, the Chief Executive Officer received correspondence from the Western Australian Local Government Association (WALGA) regarding a decision made by the WA Local Government Association East Metropolitan Zone at the August 2025 Meeting to allow for the appointment of an additional deputy delegate (e.g. a third deputy) to provide opportunity for there to be two voting delegates at every meeting, even in cases of unavailability.

This correspondence also advised that while each Local Government in the East Metro Zone have three (3) voting delegates, that a Local Government may appoint as many deputy delegates as they wish, bearing in mind that a Chief Executive Officer can also be appointed as a Deputy Delegate.

Council is to consider appointing additional Deputy Delegates if they wish. Provision has been made in the Officer Recommendation for Council to decide whether to appoint additional Deputy Delegates or not.

Following the dissolvement of the Perth Airport Municipal Group (PAMG), a Community Briefing Group (CBG) was established by Perth Airport (refer to the CBG Terms of Reference at Attachment 12.4.2). To ensure continued engagement with Perth Airport, it is proposed that Council appoint two Elected Members and the Chief Executive Officer formally to the CBG. It should be noted that the Chief Executive Officer and the Mayor have been attending this Group on an informal basis.

For information, the membership of each Group for the period October 2024 to October 2025 is set out below:

Airport Consultative Environment and Sustainability Group

Representative	Member	Proxy
Elected Member	Cr Ryan	Cr Kulczycki
Officer	Coordinator Environment	N/A

Belmont Retirement Villages Board of Management (Inc)

Representative	Member	Proxy
Mayor	Mayor Rossi	Cr Sessions
Elected Member	Cr Sekulla	Cr Ryan
Officer	Chief Executive Officer	Director Corporate and Governance

Metro Inner Development Assessment Panel

Representative	Member	Proxy
Elected Member	Mayor Rossi	Cr Kulczycki
Elected Member	Cr Marks	Cr Sekulla

Term from 27/01/2024 to 26/01/2026

WA Local Government Association East Metropolitan Zone

Representative	Member	Proxy
Mayor*	Mayor Rossi	N/A
Elected Member	Cr Sekulla**	Cr Sessions***
Elected Member	Cr Ryan**	N/A

* Voting Delegate at the WALGA AGM.

** Determination of the voting delegate and 1st Proxy voting delegate at the WALGA AGM will be by agreement of the two Councillors, in the event that no agreement can be reached, a decision on the voting delegate will be made by the Mayor.

*** 2nd Proxy Delegate at the WALGA AGM.

Financial implications

There are no financial implications associated with this report.

Environmental implications

There are no environmental implications associated with this report.

Social implications

These Groups provide opportunities for stakeholders to meet with City Staff and Elected Members, offering recommendations and feedback based on their experiences. This collaborative input helps guide the implementation and development of projects both within the City and among external stakeholders that affect the community.

Attachment details

Attachment No and title
1. Elected Member Representatives On Committees and Other Groups [**12.4.1** - 8 pages] 2. Community Briefing Group - Terms of Reference [**12.4.2** - 3 pages]

9:00pm The Acting Director Development and Communities departed the meeting.

9:03pm The Acting Director Development and Communities returned to the meeting.

9:15pm Cr Sekulla departed the meeting.

9:17pm Cr Sekulla returned to the meeting.

City of Belmont

Elected Member Representatives on Other Groups



Publication date: 24/10/25

Contents

Airport Consultative Environment and Sustainability Group 2
Purpose of Group 2
Meeting Information 2
Belmont Retirement Villages Board of Management (Inc) 3
Purpose of Board 3
Meeting Information 3
Metro Inner Development Assessment Panel 4
Purpose of Panel 4
Meeting Information 4
WA Local Government Association East Metropolitan Zone 5
Purpose of Zone 5
Meeting Information 5

Other Groups

Airport Consultative Environment and Sustainability Group

Representative	Member	Proxy
Elected Member		
Officer	Coordinator Environment	N/A

Purpose of Group

In keeping with Perth Airport Pty Ltd's (PAPL) vision and as stated within the *Perth Airport Environment Strategy* contained within the Perth Airport Master Plan 2020*,* the purpose of the Perth Airport Environmental Consultative Group is therefore to allow for the following:

- Meet quarterly
- Discuss topics related to environmental management of the Perth Airport Estate
- Discuss relevant updates
- Inform and discuss relevant updates on Perth Airport developments
- An opportunity for tenants to learn and work together to minimise environmental impacts of their operations, and to facilitate improved environmental outcomes.

Meeting Information

A quarterly meeting schedule will be developed at the beginning of each calendar year. All meetings will be chaired by PAPL's Head of Approvals, Environment & Heritage and will be minuted by a PAPL representative.

Meetings are usually held in the mornings but not on any particular day of the week.

Belmont Retirement Villages Board of Management (Inc)

Representative	Member	Proxy
Mayor	Mayor Rossi	
Elected Member		
Officer	Chief Executive Officer	Director Corporate and Governance

Purpose of Board

An incorporated body that has the responsibility of managing the entire operations of the Faulkner Park Retirement Estate. Funds earned in excess of the village's long-term requirements are retained by Council 'for the use and benefit of the aged persons of the City'.

The Association's committee of management has two Councillors (historically the Mayor and the Presiding Member of the Community Vision Committee) and the Chief Executive Officer, plus designated community members; namely, one person representing each of the following categories: medical/aged care professional; finance sector; business sector; and prominent community identity.

Clause 8(1)(f) of the Belmont Retirement Villages Association Constitution provides the capacity for each of the City of Belmont delegates to be represented by a proxy.

Meeting Information

Meetings are held approximately four times per year on the third Thursday of the relevant month at 4:30pm. Duration approximately 1-1.5 hours.

Metro Inner Development Assessment Panel

Representative	Member*	Alternate Member**
Elected Member	*	**
Elected Member	*	**

* Term from 27/01/2024 to 26/01/2026

** Either Alternative Member may be called upon at the discretion of the Department of Planning.

Purpose of Panel

Development Assessment Panels (DAPs) are panels comprising a mix of technical experts and local government representatives with the power to determine applications for development approvals in place of the relevant decision-making authority.

Meeting Information

All DAP meetings will be held in public and will be conducted in accordance with the Planning and Development (Development Assessment Panels) Regulations 2011, the DAP Code of Conduct and the DAP Standing Orders published by the Department of Planning, Lands and Heritage (DPLH). The DAP Secretariat, comprising officers of DPLH organise the DAP meeting where that application will be determined.

Meetings are usually held during the day at the Department of Planning, Lands and Heritage in the City (140 William St).

WA Local Government Association East Metropolitan Zone

Representative	Member*	Proxy**
Elected Member		
Elected Member		
Elected Member		
Elected Member	N/A	
Elected Member	N/A	
Elected Member	N/A	

* Voting delegate at the WALGA AGM
** Proxy voting delegate at the WALGA AGM

Purpose of Zone

A designated zone (which incorporates the local governments of Belmont, Bassendean, Bayswater, Kalamunda, Mundaring and Swan) of the Local Government Association that has input into the Western Australian Local Government Association agenda. The Western Australian Local Government Association is the peak representative body for the state's local governments.

Meeting Information

Meetings are held five (5) times per year (February, April, June, August and November) at the City of Belmont on Thursdays, commencing at 6:30pm. Meeting duration approximately 2 hours.

Perth Airport Community Briefing Group

Terms of Reference

1. Introduction

Perth Airport is operated by Perth Airport Pty Ltd (PAPL) as the 'airport-lessee company' for Perth Airport pursuant to the *Airports Act 1996* (the Act). The airport lease and the Act place a number of obligations on the operator regarding operation and growth of the airport.

Perth Airport's relationship with the Western Australian community is essential to the way we operate. This new group will complement current consultation and engagement forums.

2. Purpose of Terms of Reference

The purpose of these Terms of Reference is to establish a common understanding and statement of intent to work collaboratively for the following purpose:

- Achieve broad community engagement on airport planning, development and operations, and their impact,
- Provide advice regarding communication, consultation and engagement to other stakeholders including Perth Airport,
- Assist Perth Airport to fulfil its obligations as a responsible corporate citizen within the local and broader community, while recognising its role as a major economic contributor for the local region, Perth and Western Australia, and
- Enhance the long term sustainability and growth of Perth Airport.

3. Role of the Perth Airport Community Briefing Group

The role of the Group is to:

a) provide a forum:
   i. for the community and organisations to raise issues and express opinions regarding Perth Airport, particularly with regard to planning, development and operations including, but not limited to:
      - existing and proposed airport development and operations
      - environmental issues
      - ground transport & access issues
      - planning, regulatory & policy matters affecting the airport
      - discussion of complaint-handling procedures
      - relevant reports from Airservices Australia and the Civil Aviation Safety Authority
      - the contribution of the airport to the local, regional and national economy

   ii. for dissemination of information regarding Perth Airport to complement measures employed by airport management and processes required to satisfy statutory obligations.

b) identify current and emerging trends in respect of community attitudes relating to Perth Airport,
c) stimulate the interest of the local population in the development of the airport,
d) collect and analyse feedback from the community regarding Perth Airport,
e) report with recommendations to airport management regarding community perceptions and concerns relating to Perth Airport,
f) supplement public forums on specific issues such as Major Development Plans, and
g) review and discuss any other community-related issues, and engage with the appropriate organisations or committees regarding these as needed.

4. Group Administration and Membership

The Group will be administered by PAPL and chaired by an independent chairperson. The Group's membership will comprise:

i. Independent Chair – Nominated by PAPL.
ii. **Perth Airport Municipalities Group Representatives** (Local Government Councillors, Senior Local Government Officers).
iii. **Nominated Groups** (Airservices Australia, Local business groups),
iv. **Indigenous community Representation**.
v. **Community members** (nominated from relevant local electorates).
vi. **Other relevant organisations** may from time to time and as appropriate, be invited to make presentations to the community via this forum.

Where organisations have nominated a person to be a member of the Group and that person is unable to attend a particular meeting, the organisation is encouraged to arrange for a substitute to attend in their place. This provision is for when infrequent and unexpected situations arise, and should only be used in those circumstances, to ensure continuity of attendance by the nominee is achieved.

The number of representatives from each of the above groups is to be limited to two people.

5. Community Contributions at a Perth Airport Community Briefing Group meeting

The community may contribute to meetings through:

- their Local Government elected members who are delegates of the Perth Airports Municipalities Group, and
- community organisations, resident groups or individuals who may attend the Group meetings and who have the capacity to contribute the views of their community and then disseminate information back to the community.

6. Meetings

Frequency and Location
The Group will meet twice a year and generally on the first Wednesday of the months of March and September. Meetings will be held at Perth Airport's main administration building at Perth Airport (Hkew Alpha building).

Meetings will be made available for members to attend online. A link will be provided with each meeting invite sent out to members.

Group Records
Perth Airport will make the agenda for meetings will be made available not less than ten days prior to the scheduled date for each meeting. A record of meeting will be kept and made available not less than 21 business days after each meeting. The agenda, the record of meeting and other relevant reports will be available via download from Perth Airport's website.

7. Roles and Obligations of the Group

Independent Chair
The independent Chair will ensure:

- adequate discussion time is devoted to issues of significance,
- unanticipated items of business can be discussed,
- open discussion and a frank exchange of views,
- input of the Group is appropriate to agenda items,
- facilitate effective engagement in discussions, and
- the provision of effective follow-up of action items.

The position of Deputy Chair will be held by the Head of Approvals, Environment & Sustainability at Perth Airport. Where both the Chair and Deputy Chair are unavailable to preside over a scheduled meeting of the Group, an interim Chair will be appointed by PAPL prior to the meeting.

PAPL and Airservices representatives who sit on the Group will make presentations regarding policy, airport development, flight paths, aircraft noise, technical issues and other relevant airport and aviation related matters, and, where directed by the Chair prior to the meeting, on specific topics of interest.

Other Group members shall:
- pro-actively identify and raise issues that are relevant to the role of the Group,
- objectively participate in discussions,
- disseminate discussions back to the community (or other groups) they represent,
- respond to questions on notice in a timely fashion,
- where appropriate, discuss Perth Airport issues outside the Group, and
- notify the Chair of any requests for information from external parties.

Observers
Representatives from the Commonwealth Department of Infrastructure, Transport, Regional Development, Communications and the Arts shall attend meetings as observers/advisors and when appropriate as Group members.

8. Media and Communications

The Chair is responsible for all media public comments on behalf of the Group.

9. Expenses

Perth Airport will meet the cost of meeting expenses (venue, catering etc).

10. Reporting

Reporting to airport management will be by:
- providing a copy of the minutes of meetings,
- correspondence from the Chair where required and appropriate, and
- briefings by the Chair where required and appropriate.

Reporting to the community and stakeholders will be by:
- publishing the minutes of each meeting on the Group website,
- presentations made during the open session of meetings, and
- public meetings where appropriate.

11. Code of Conduct

- The Chair will manage discussions as required to ensure suitable meeting etiquette is upheld by all members (e.g. one speaker at one time, courteous and respectful behaviour and language),
- All members shall be provided with equal opportunity to participate in discussion,
- Members to maintain confidentiality as required, and
- Members to communicate openly and honestly throughout the process and be concise in expressing their views.

Cr Kulczycki disclosed at Item 3 of the Agenda "Disclosure of Interest" an Impartiality Interest in the following item in accordance with Regulation 22 of the *Local Government (Model Code of Conduct) Regulations 2021 (WA)*.

12.5 Accounts for Payment September 2025

Voting Requirement	:	Simple Majority
Subject Index	:	54/007 - Creditors - Payment Authorisations
Location/Property Index	:	N/A
Application Index	:	N/A
Disclosure of any Interest	:	Nil
Previous Items	:	N/A
Applicant	:	N/A
Owner	:	N/A
Responsible Division	:	Corporate and Governance

Council role

Overseeing Overseeing the allocation of the City's finances and resources e.g. setting the annual budget, accepting tenders, determining what services and facilities the City is to provide, annual reports, selecting the CEO and reviewing the CEO's performance.

Purpose of report

To present to Council the list of expenditure paid for the period 01 September 2025 to 30 September 2025 under delegated authority.

Summary and key issues

A list of payments is presented to the Council each month for confirmation and endorsement in accordance with the *Local Government (Financial Management) Regulations 1996 (WA)*.

Officer Recommendation

That the Authorised Payment Listing for September 2025 as provided under Attachment 12.5.1 be received.

Officer Recommendation adopted en bloc - Refer to Resolution appearing at Item 12.

Location

Not applicable.

Consultation

There has been no specific consultation undertaken in respect to this matter.

Strategic Community Plan implications

In accordance with the 2024–2034 Strategic Community Plan:

Key Performance Area: Performance

Outcome: 10. Effective leadership, governance and financial management.

Outcome: 11. A happy, well informed and engaged community.

Policy implications

There are no policy implications associated with this report.

Statutory environment

Regulation 13(1) of the *Local Government (Financial Management) Regulations 1996 (WA)* states:

> "If the local government has delegated to the CEO the exercise of its power to make payments from the municipal fund or the trust fund, a list of accounts paid by the CEO is to be prepared each month showing for each account paid since the last such list was prepared:
>
> (a) the payee's name;
>
> (b) the amount of the payment;

(c) the date of the payment; and

(d) sufficient information to identify the transaction."

(3) A list prepared under sub regulation (1) is to be presented to Council at the next ordinary meeting of Council after the list is prepared; and recorded in the minutes of that meeting.

Regulation 13A of the *Local Government (Financial Management) Regulations 1996 (WA)* effective from 1 September 2023 states:

(1) If a local government has authorised an employee to use a credit, debit or other purchasing card, a list of payments made using the card must be prepared each month showing the following for each payment made since the last such list was prepared —

(a) the payee's name;

(b) the amount of the payment;

(c) the date of the payment;

(d) sufficient information to identify the payment.

(2) A list prepared under subregulation (1) must be —

(a) presented to the council at the next ordinary meeting of the council after the list is prepared; and

(b) recorded in the minutes of that meeting.

Background

Council has delegated to the Chief Executive Officer under Delegation 1.1.18 to make payment from the Municipal and Trust Fund account. In accordance with Regulation 13(1) of the *Local Government (Financial Management) Regulations 1996 (WA),* where this power has been delegated, a list of payments each month is to be compiled and presented to Council.

Report

The following summary of payments are recommended for confirmation and endorsement.

Payment type	Payment reference	$
Municipal Fund Cheques	788901	381.85
Municipal Fund EFTs	EF098018-EF098466	9,011,005.93
Municipal Fund Payroll	September	1,474,022.06
Trust Fund EFT	EF098099 - EF098100	13,016.94
Total Payments for September 2025		**10,498,426.78**

A copy of the Authorised Payment Listing is included as Attachment 12.5.1.

Financial implications

All expenditure included in the Payment Listing is in accordance with Council's Annual budget.

Environmental implications

There are no environmental implications associated with this report.

Social implications

There are no social implications associated with this report.

Attachment details

Attachment No and title
1. September 2025 Payments [**12.5.1** - 7 pages]

City of Belmont

Accounts for Payment - September 2025

Compiled : 26/09/25 12:25

Pmnt_Ref	Date	CR_Code	Supplier	Pmnt_Amnt	Description
Contractors					
EF098021	05/09/25	00346	Action Couriers	36.05	Courier Service
EF098023	05/09/25	00815	New Town Toyota	1,357.38	Plant Parts & Repairs
EF098024	05/09/25	00856	John Papas Trailers Pty Ltd	34.00	Plant Parts & Repairs
EF098026	05/09/25	00989	PAV Perth Audiovisual - Royal Pride Pty Ltd	313.50	Plant/Equipment Hire
EF098028	05/09/25	01082	Sparks Refrigeration and Airconditioning	330.00	Airconditioning/Refrigeration Maintenance
EF098029	05/09/25	01243	WARP Pty Ltd	19,047.00	Traffic Control - Various Locations
EF098031	05/09/25	01255	Wattleup Tractors	761.50	Plant Parts & Repairs
EF098032	05/09/25	01256	Abaxa - WH Location Services	7,699.85	Drainage Maintenance - Potholes Maintenance
EF098035	05/09/25	01289	Wayne's Windscreens Pty Ltd	1,207.00	Plant Parts & Repairs
EF098036	05/09/25	01318	Flexi Staff Group Pty Ltd	2,280.58	Labour/Personnel Hire
EF098038	05/09/25	01379	Smartech Systems Oceania (was Quadient Oceania)	360.80	Office Equipment Maintenance
EF098039	05/09/25	01712	Donegan Enterprises Pty Ltd	1,397.00	Various Parks Repairs and Maintenance
EF098040	05/09/25	01831	Mow Master Turf Equipment	280.00	Garden Maintenance
EF098042	05/09/25	02172	Miss Maud	25.65	Catering/Catering Supplies
EF098043	05/09/25	02387	Triton Electrical Contractors Pty Ltd	1,606.00	Electrical Contractor - COB
EF098044	05/09/25	02424	Neylor	733.70	Window Treatments
EF098045	05/09/25	02958	Yoshino Sushi	208.87	Catering/Catering Supplies - OTM Meeting
EF098046	05/09/25	03419	Gott Health	440.00	Community Exercise Classes
EF098047	05/09/25	03464	Bridgestone Australia Ltd	918.72	Plant Parts & Repairs
EF098048	05/09/25	03593	Philip Swain	1,968.75	Labour/Personnel Hire
EF098052	05/09/25	04259	Urbis Pty Ltd	54,450.00	Professional Fees - Land Management Strategy
EF098053	05/09/25	04301	Michael Page - Page Personnel	7,322.64	Labour/Personnel Hire
EF098054	05/09/25	04391	Lifeskills Australia	242.00	Professional Fees - Analysis
EF098055	05/09/25	04454	FM Contract Solutions Pty Ltd	2,348.50	Professional Fees - Auditing of Sites
EF098056	05/09/25	04565	Heritage Conservation Solutions - Dr Ian MacLeod	682.00	Training
EF098060	05/09/25	05154	Tanks for Hire	726.00	Plant/Equipment Hire
EF098061	05/09/25	05190	Mark Foote	643.50	Building Maintenance - COB
EF098062	05/09/25	05283	IRP Pty Ltd	5,219.28	Labour/Personnel Hire
EF098063	05/09/25	05493	Dapth	13,200.00	Computer Software Maintenance - Website Review
EF098064	05/09/25	05540	Objective Corporation Ltd	31,516.35	Computer Software Maintenance - Annual Subscription
EF098065	05/09/25	05567	Elmo Software Limited	27,746.08	Computer Software Maintenance - Annual Licence Fee
EF098067	05/09/25	06094	Boyan Electrical Services	3,484.25	Electrical Contractor - COB
EF098068	05/09/25	06160	SEEK Limited	3,380.08	Advertising
EF098070	05/09/25	06293	Freo Fire Maintenance Services Pty Ltd	1,673.45	Fire Equipment/Service
EF098072	05/09/25	06592	Grosvenor Engineering Group	653.40	Electrical Contractor - COB
EF098075	05/09/25	06795	AMPAC Debt Recovery(WA) Pty Ltd	132.00	Professional Fees - Debt Collection
EF098077	05/09/25	06875	Jimbu4J	82.50	Catering/Catering Supplies
EF098079	05/09/25	06900	AMS Installation & Maintenance Solutions	953.32	Airconditioning/Refrigeration Maintenance - COB
EF098080	05/09/25	06910	Dream Courts Pty Ltd	9,889.80	Playground Inspections/Repairs - Tomato Lake Basketball Court
EF098081	05/09/25	06934	Positively Green Pty Ltd	300.00	BSRC Bowling Green Maintenance
EF098083	05/09/25	06985	WSP Australia Pty Limited	24,655.00	Professional Fees - Asset Maturity Assessment
EF098084	05/09/25	06989	Propagule Consulting Pty Ltd	1,584.00	Professional Fees - Centenary Park Basket Ball Court Design
EF098085	05/09/25	07043	Kinglarp Pty Ltd T/A The Pressure King	4,158.00	Graffiti Removal - Various Locations
EF098103	12/09/25	00118	Australia Post	11,688.62	Postage
EF098106	12/09/25	00350	Veolia Environmental Services	674,942.39	Rubbish Removals
EF098114	12/09/25	00859	Cannington Mazda(Prev Parkland Mazda)	320.00	Plant Parts & Repairs
EF098117	12/09/25	01122	Department of Biodiversity, Conservation and Attractions	2,200.00	Environmental Contribution
EF098120	12/09/25	01318	Flexi Staff Group Pty Ltd	10,403.67	Labour/Personnel Hire
EF098122	12/09/25	01499	Porter Consulting Engineers	1,210.00	Professional Fees - Stormwater Management Review
EF098124	12/09/25	02107	Mercer (Australia) Pty Ltd	8,800.00	Professional Fees - Consulting Service
EF098126	12/09/25	02711	CPG Research and Advisory Pty Ltd	1,558.33	Professional Fees - Advisory Fee
EF098127	12/09/25	02844	Chandler Macleod Group Ltd	1,222.94	Labour/Personnel Hire
EF098128	12/09/25	02913	Syrinx Environmental Pty Ltd	2,728.00	Professional Fees - The Esplanade Foreshore Landscaping
EF098130	12/09/25	03197	West Coast Turf	792.00	Gardening Contractor
EF098131	12/09/25	03464	Bridgestone Australia Ltd	544.85	Plant Parts & Repairs
EF098132	12/09/25	03504	Classic Tree Services	3,936.32	Tree Pruning Within CoB
EF098133	12/09/25	03543	Labyrinth Constructions	275.00	Building Maintenance
EF098134	12/09/25	03684	Univerus Software Pty Ltd	35,808.95	Computer Software Maintenance - Annual Licence Fee
EF098135	12/09/25	03908	Road Specialist Australia Pty Ltd	572.00	Plant Parts & Repairs
EF098136	12/09/25	04106	Effects Picture Framing	40.00	Photography/Framing Expenses
EF098137	12/09/25	04120	Randstad Pty Ltd	18,577.43	Labour/Personnel Hire
EF098138	12/09/25	04131	Total Green Recycling Pty Ltd	2,589.85	Rubbish Removals
EF098139	12/09/25	04146	JB Hi-Fi Group Commercial Account, Osborne Park	8,659.05	Electrical Goods
EF098140	12/09/25	04301	Michael Page - Page Personnel	2,895.43	Labour/Personnel Hire
EF098142	12/09/25	04986	Jan McCahon Marshall	485.00	Professional Fees - Analysis
EF098143	12/09/25	04991	Two Feet & A Heartbeat	1,210.00	Library-Entertainment Expense - Adachi
EF098144	12/09/25	05252	AAAC Towing Pty Ltd	331.10	Towing Vehicles
EF098145	12/09/25	05336	West-Sure Group Pty Ltd	576.35	Security Services
EF098146	12/09/25	05502	United in Diversity WA Inc	800.00	Library-Entertainment Expense - Community Engagement Dinner
EF098148	12/09/25	05554	Perth Observatory Volunteer Group Inc	135.00	Library-Entertainment Expense - Belmont Interest Group
EF098149	12/09/25	05589	Merit Consulting Group	1,405.80	Rubbish Removals
EF098150	12/09/25	05684	Hungry Sky Pty Ltd	8,398.50	Belmonsters Interactive Projection
EF098151	12/09/25	06164	Brianology	350.00	Hardware
EF098153	12/09/25	06358	The Event Mill Pty Ltd	177.38	Plant/Equipment Hire - Avon Descent
EF098155	12/09/25	06468	Perth Bouncy Castle Hire	407.86	Plant/Equipment Hire - Avon Descent
EF098156	12/09/25	06492	CM Building Certification	7,260.00	Professional Fees - Building Survey
EF098157	12/09/25	06528	Diplomatik Pty Ltd	23,242.07	Professional Fees - Recruitment Services
EF098158	12/09/25	06573	Orikan Australia Pty Ltd	84,456.90	Annual Software Support and Maintenance
EF098159	12/09/25	06592	Grosvenor Engineering Group	869.00	Electrical Contractor - COB
EF098160	12/09/25	06602	Perth Symphony Orchestra	16,731.83	Music/Entertainment Expenses - Christmas Concert
EF098161	12/09/25	06608	Robert Walters Pty Ltd	5,784.08	Labour/Personnel Hire
EF098162	12/09/25	06674	LG Solutions Pty Ltd	10,890.00	Professional Fees - Financial Reporting Templates
EF098163	12/09/25	06764	Built Environment Collective Pty Ltd	16,390.00	Belmont Oasis - Underwater Assessment of Pool
EF098164	12/09/25	06773	Evolve Talent	10,154.39	Labour/Personnel Hire
EF098166	12/09/25	06855	Battery Specialties (Aust)	1,226.50	Belmont Hub - Basement UPS Replacement
EF098167	12/09/25	06929	Brett David Investments T/A Successful Projects	5,803.60	Professional Fees - Engineering - Ornamental Lake Renewal
EF098168	12/09/25	06936	Building Approvals WA Pty Ltd T/as WABCA Group	1,650.00	Professional Fees - Oasis Disabled Ramp Inspection
EF098169	12/09/25	06938	LGC Equipment Hire	757.35	Plant/Equipment Hire - Accessible Toilets
EF098170	12/09/25	06975	Greenway Solutions	6,600.00	Gardening Contractor - Soil Analysis and Tissue Test COB
EF098172	12/09/25	07043	Kinglarp Pty Ltd T/A The Pressure King	30,963.66	Graffiti Removal - Various Locations
EF098173	12/09/25	07047	Hazelton Property Group T/A Statewide Demolition & Recycling	12,204.67	Cleaning Expenses - Clear Out Rubbish & Household Items
EF098174	12/09/25	07101	Aeroklas Asia Pacific Group Pty Ltd - TJM	1,849.99	Tools/Tool Repairs
EF098175	12/09/25	07104	Aboriginal Land Care (Ngala-Boodja) Pty Ltd	1,375.00	Gardening Maintenance
EF098176	12/09/25	07112	Converged Communication Network Application Pty Ltd	4,400.00	Computer Hardware Maintenance - CCNA Professional Services

Pmnt_Ref	Date	CR_Code	Supplier	Pmnt_Amnt	Description
EF098177	12/09/25	07126	Donald Veal Consultants Pty Ltd	10,120.00	Professional Fees - Road Safety Inspection
EF098178	12/09/25	07142	Rachael Maree Woodward	2,100.00	Library-Entertainment Expense - Storytelling
EF098179	12/09/25	07160	Plus Architecture Western Australia Pty Ltd	1,320.00	Professional Fees - Building
EF098195	19/09/25	00346	Action Couriers	59.24	Courier Service
EF098196	19/09/25	00390	Landgate	220.00	Title Searches - GRV's Metro & DFES
EF098199	19/09/25	00784	Bucher Municipal	1,716.84	Plant Parts & Repairs
EF098206	19/09/25	01318	Flexi Staff Group Pty Ltd	7,706.19	Labour/Personnel Hire
EF098207	19/09/25	01712	Donegan Enterprises Pty Ltd	2,981.00	Various Parks Repairs and Maintenance
EF098214	19/09/25	02670	Aboriginal Productions & Promotions	2,310.00	Music/Entertainment Expenses - Adachi
EF098217	19/09/25	03824	Konica Minolta	21,225.09	Photocopy Expenses
EF098218	19/09/25	04002	Ray White Urban Springs	5,548.89	Professional Fees - Rates & Property Maintenance
EF098220	19/09/25	04120	Randstad Pty Ltd	6,459.76	Labour/Personnel Hire
EF098221	19/09/25	04137	Greive Panelbeaters	2,198.65	Plant Parts & Repairs
EF098223	19/09/25	04529	Southern Cross Care (WA) Inc	710.96	Rates Refund
EF098224	19/09/25	05190	Mark Foote	2,730.20	Building Maintenance - COB
EF098225	19/09/25	05558	BlueFit Pty Ltd	25,335.20	Oasis Expenses - Guneebo
EF098226	19/09/25	05572	Pack & Send Welshpool	528.24	Postage
EF098227	19/09/25	05642	Steve's Sand Sifting for Playground Services	5,211.24	Sand Sifting - Various Parks
EF098228	19/09/25	05725	Perth is OK - Kelleway Whelan Holdings Pty Ltd	5,712.85	Advertising - After dark
EF098229	19/09/25	05923	Hudson Global Resources (Aust) Pty Ltd	456.50	Labour/Personnel Hire
EF098230	19/09/25	05935	Chinese Dance Australia Inc	4,500.00	Community Contribution Fund
EF098232	19/09/25	06188	Cannington Retravision	921.80	Electrical Goods
EF098233	19/09/25	06339	Focus Consulting WA Pty Ltd	1,650.00	Electrical Contractor
EF098235	19/09/25	06580	Omnicom Media Group	1,799.46	Advertising
EF098236	19/09/25	06592	Grosvenor Engineering Group	547.53	Electrical Contractor - COB
EF098237	19/09/25	06602	Perth Symphony Orchestra	6,600.00	Music/Entertainment Expenses - Workshop
EF098239	19/09/25	06840	Landscape Elements	32,307.96	Gardening Contractor - Streetscape Irrigation Instalment
EF098240	19/09/25	06884	McLeods Lawyers	3,675.68	Legal Expenses
EF098241	19/09/25	06938	LGC Equipment Hire	1,421.75	Plant/Equipment Hire - Avon Descent
EF098243	19/09/25	07080	Brent Harrison	1,500.00	Art Awards/Exhibition - Art Award Curation
EF098245	19/09/25	07172	Eurofins Apal Pty Ltd	1,748.69	Professional Fees - Soil Samples Testing
EF098264	25/09/25	00013	Air-Met Scientific Pty Ltd	574.87	Plant Parts & Repairs
EF098268	25/09/25	00187	Statewide Bearings	48.77	Plant Parts & Repairs
EF098269	25/09/25	00221	John Hughes Group	2,688.00	Plant Parts & Repairs
EF098270	25/09/25	00230	Jackson McDonald	4,227.30	Legal Expenses
EF098273	25/09/25	00247	CAI Fences	869.00	Fencing - Gerry Archer
EF098276	25/09/25	00295	Capital Recycling	11,428.12	Rubbish Removals
EF098277	25/09/25	00305	CJD Equipment Pty Ltd	1,539.77	Mower Parts & Repairs
EF098281	25/09/25	00394	Child & Adolescent Health Service - Dept of Health WA	836.00	Immunisation Expenses
EF098283	25/09/25	00412	Dowsing Group Pty Ltd	51,704.71	Concrete Contractor - Concrete & Profiling Various Locations
EF098284	25/09/25	00413	Drive Straight Alignment & Brake Services	363.00	Plant Parts & Repairs
EF098287	25/09/25	00557	City Subaru	893.60	Plant Parts & Repairs
EF098288	25/09/25	00585	Hydroquip Pumps	81,192.10	Pump Maintenance - Various Parks
EF098289	25/09/25	00613	Qualcon Laboratories Pty Ltd	2,871.00	Core Analysis and Asphalt Testing
EF098292	25/09/25	00699	Marketforce Pty Ltd	9,951.70	Advertising & Printing
EF098293	25/09/25	00718	Major Motors Pty Ltd	7,778.87	Plant Parts & Repairs
EF098294	25/09/25	00726	T-Quip	2,096.84	Plant Parts & Repairs
EF098295	25/09/25	00784	Bucher Municipal	4,085.62	Plant Parts & Repairs
EF098296	25/09/25	00815	New Town Toyota	2,123.33	Plant Parts & Repairs
EF098297	25/09/25	00830	Canon Production Printing Australia Pty Ltd	263.00	Photocopy Expenses
EF098299	25/09/25	00910	The Poster Girls - Flyer Distribution Co	133.10	Labour/Personnel Hire
EF098300	25/09/25	00931	Sonic HealthPlus Pty Ltd	632.50	Pre Employment Medicals
EF098301	25/09/25	00972	Repco Auto Parts	135.40	Plant Parts & Repairs
EF098302	25/09/25	00988	Reece Australia Pty Ltd	3,214.00	Plumbing Maintenance/Supplies
EF098303	25/09/25	01074	Shred-X Pty Ltd	60.71	Rubbish Removals
EF098306	25/09/25	01090	St John Ambulance Australia Inc	660.00	First Aid Service
EF098308	25/09/25	01138	E & M J Rosher Pty Ltd	1,451.34	Plant Parts & Repairs
EF098309	25/09/25	01186	ZircoDATA Pty Ltd	2,074.95	Records Storage
EF098311	25/09/25	01233	Stihl Shop Redcliffe	1,127.10	Tools/Tool Repairs
EF098312	25/09/25	01237	Wren Oil	77.00	Rubbish Removals
EF098314	25/09/25	01243	WARP Pty Ltd	143,767.29	Traffic Control - Various Locations
EF098316	25/09/25	01256	Abaxa - WH Location Services	13,002.47	Drainage Maintenance - Potholes Maintenance
EF098318	25/09/25	01317	WA Hino Sales & Service	2,848.55	Plant Parts & Repairs
EF098320	25/09/25	01358	Kevrek Australia Pty Ltd	1,375.66	Plant Parts & Repairs
EF098321	25/09/25	01393	Comestibles	15,087.35	Catering - After Dark
EF098324	25/09/25	01533	WC Convenience Management	5,462.61	Building Maintenance
EF098327	25/09/25	01712	Donegan Enterprises Pty Ltd	24,620.68	Various Parks Repairs and Maintenance
EF098328	25/09/25	01713	M P Rogers and Associates	23,716.85	Professional Fees - Garvey Park Foreshore
EF098329	25/09/25	01721	Fulton Hogan Industries	30,640.30	Road Building Contractor - Asphalt
EF098330	25/09/25	01908	Urban Development Institute of Australia WA	1,110.00	Professional Fees - Registration
EF098332	25/09/25	01976	Ecoscape Australia Pty Ltd	2,330.35	Professional Fees - Wilson Zone 2
EF098333	25/09/25	01982	Northam Avon Descent Association Inc	5,500.00	Support Partnership Agreement 2025
EF098334	25/09/25	02023	YMCA of Perth Youth and Community Services Inc	86,588.10	Provision of Youth Services - Aug 2025
EF098335	25/09/25	02059	Western Resource Recovery Pty Ltd	917.49	Rubbish Removals
EF098337	25/09/25	02172	Miss Maud	28.35	Catering/Catering Supplies
EF098338	25/09/25	02207	Wilson Security	145,919.38	Security Services
EF098339	25/09/25	02210	Macri Partners	3,993.00	Audit Fee
EF098340	25/09/25	02298	Pelican Linemarking	2,750.00	Line Marking
EF098341	25/09/25	02303	Ultimo Catering and Events	4,372.70	Catering/Catering Supplies - Council Dinner
EF098342	25/09/25	02387	Triton Electrical Contractors Pty Ltd	2,189.00	Electrical Contractor - COB
EF098343	25/09/25	02393	Zipform Pty Ltd	1,442.84	Postage - Interim Rates
EF098344	25/09/25	02410	System Maintenance T/A Systems By Ballantyne	23,614.55	Plumbing Maintenance/Supplies
EF098345	25/09/25	02425	Prestige Alarms	6,207.30	Security Services
EF098346	25/09/25	02451	Carlisle Events Hire Pty Ltd	8,005.80	Plant/Equipment Hire - Avon Descent
EF098347	25/09/25	02458	Technology One Ltd	40,635.03	Computer Software Maintenance - Technology One Annual Subscription
EF098349	25/09/25	02779	Natural Area Holdings Pty Ltd	15,404.40	Gardening Maintenance
EF098350	25/09/25	02837	GLG Greenlife Group	40,421.75	Gardening Maintenance - Verge Mowing
EF098353	25/09/25	02913	Syrinx Environmental Pty Ltd	2,348.50	Professional Fees - The Esplanade Foreshore Landscaping
EF098354	25/09/25	02941	Taman Tools - Quality Nominees Pty Ltd	702.90	Tools/Tool Repairs
EF098358	25/09/25	03464	Bridgestone Australia Ltd	11,362.52	Plant Parts & Repairs
EF098360	25/09/25	03498	Talis Consultants Pty Ltd	25,613.94	Provision of Consultancy Service - Belvidere Street
EF098361	25/09/25	03543	Labyrinth Constructions	385.00	Building Maintenance
EF098362	25/09/25	03567	Gardner Autos Pty Ltd t/as Gardner Isuzu	1,235.46	Plant Parts & Repairs
EF098363	25/09/25	03599	Donald Cant Watts Corke (WA) Pty Ltd	2,464.00	Belmont Hub - Control Joint Review
EF098364	25/09/25	04046	Beacon Equipment	799.00	Plant Parts & Repairs
EF098366	25/09/25	04211	Triodia Scanning Services	10,336.15	Survey Expenses
EF098367	25/09/25	04250	TLC Safety Pty Ltd T/As Einsteins Australia	412.50	Library-Entertainment Expense - Science Week
EF098368	25/09/25	04301	Michael Page - Page Personnel	6,491.38	Labour/Personnel Hire
EF098369	25/09/25	04320	ABM Landscaping	3,432.00	Bricks/Bricklaying

Pmnt_Ref	Date	CR_Code	Supplier	Pmnt_Amnt	Description
EF098370	25/09/25	04391	Lifeskills Australia	242.00	Professional Fees - Analysis
EF098372	25/09/25	04467	Rent a Fence Pty Ltd	55.24	Fencing
EF098373	25/09/25	04689	Hempfield Small Motor Service	228.80	Plant Parts & Repairs
EF098374	25/09/25	04693	Allwest Plant Hire Australia Pty Ltd	8,525.00	Plant/Equipment Hire - August 2025
EF098375	25/09/25	04723	Future Logic	3,740.00	Computer Software Maintenance
EF098378	25/09/25	04806	BirdLife Australia - WA Branch	440.00	Library-Entertainment Expense - Bird Walk
EF098380	25/09/25	05190	Mark Foote	1,768.80	Building Maintenance - COB
EF098381	25/09/25	05252	AAAC Towing Pty Ltd	7,276.50	Towing Vehicles
EF098382	25/09/25	05283	IRP Pty Ltd	2,899.60	Labour/Personnel Hire
EF098383	25/09/25	05339	Elliotts Filtration Pty Ltd	1,133.00	Reticulation Parts & Repairs
EF098384	25/09/25	05427	Horizon West Landscape & Irrigation Pty Ltd	31,815.09	Gardening Maintenance - Various Locations
EF098385	25/09/25	05493	Dapth	1,952.50	Computer Software Maintenance - Website Support
EF098386	25/09/25	05523	Go Doors Pty Ltd	11,697.45	Building Maintenance - Various Locations
EF098387	25/09/25	05568	Allstate Kerbing and Concrete	10,215.10	Kerbing Contractor - Various Locations
EF098388	25/09/25	05576	NPB Security Australia	364.76	Security Services - Avon Descent
EF098389	25/09/25	05623	Tree Planting and Watering - Baroness Holdings	30,090.20	Street Tree Watering Services for CoB
EF098390	25/09/25	05726	Pool Robotics Perth	1,734.40	Plant Parts & Repairs - Oasis
EF098391	25/09/25	05771	Alsco Pty Ltd	192.30	Cleaning Services
EF098393	25/09/25	05804	Canford Hospitality Consultants Pty Ltd	1,423.50	Professional Fees - Tomato Lake Café
EF098394	25/09/25	05809	Specialized Cleaning Group t/as Clean Sweep	33,614.05	Plant/Equipment Hire - Belmont Carpark
EF098395	25/09/25	05840	Commercial Aquatics Australia Pty Ltd	6,567.00	Oasis Expenses - Monthly Maintenance
EF098396	25/09/25	05897	HopgoodGanim Lawyers	770.00	Legal Expenses
EF098397	25/09/25	05920	Boults Black and White Light	5,017.41	Electrical Contractor - Wilson Park Lighting Tower
EF098399	25/09/25	05944	Delron Cleaning Pty Ltd - Ventia	103,879.46	Cleaning Services - Various Locations
EF098400	25/09/25	05963	Mr Potplants	418.00	Plant/Equipment Hire - Art Awards
EF098403	25/09/25	06067	TK Elevator Australia Pty Ltd	2,390.23	Building Maintenance
EF098404	25/09/25	06094	Boyan Electrical Services	17,880.57	Electrical Contractor - COB
EF098405	25/09/25	06104	Flick Anticimex Pty Ltd	2,352.38	Pest Control
EF098406	25/09/25	06138	Cake Twist by Kim	488.00	Catering - Business Sundowner
EF098407	25/09/25	06212	Civil Sciences and Engineering	22,627.22	Professional Fees - Grandstand Rd Pavement Design
EF098408	25/09/25	06269	Hidrive Group Pty Ltd	697.95	Plant Parts & Repairs
EF098409	25/09/25	06276	Efficient Site Services (WA)	3,041.50	Building Construction
EF098411	25/09/25	06293	Freo Fire Maintenance Services Pty Ltd	2,180.92	Fire Equipment/Service
EF098412	25/09/25	06304	Prestige Property Maintenance	10,154.54	Building Maintenance
EF098413	25/09/25	06345	SoCo Studios - Travis Hayto Photography	1,567.50	Photography/Framing Expenses
EF098414	25/09/25	06358	The Event Mill Pty Ltd	505.77	Plant/Equipment Hire
EF098415	25/09/25	06377	Choiceone Pty Ltd	25,393.85	Labour/Personnel Hire
EF098416	25/09/25	06384	Hire Society	478.13	Plant/Equipment Hire - Art Awards
EF098417	25/09/25	06389	Netstar Australia Pty Ltd	286.00	Security Services
EF098418	25/09/25	06468	Perth Bouncy Castle Hire	550.13	Plant/Equipment Hire - Avon Descent
EF098419	25/09/25	06472	Overall Perth Gutter Cleaning	6,263.40	Cleaning Services - Various Location
EF098421	25/09/25	06528	Diplomatik Pty Ltd	2,812.63	Professional Fees - Recruitment Services
EF098422	25/09/25	06554	Made To Be Messy	762.12	Community Art Classes - Wiggles & Giggles
EF098423	25/09/25	06570	Industrias Services Group Pty Ltd	1,554.30	Building Maintenance
EF098424	25/09/25	06580	Omnicom Media Group	18,105.00	Advertising
EF098426	25/09/25	06591	Blue Tang (WA) T/A The Reef Unit Trust	2,750.00	Professional Fees - Faulkner Park Civic Centre
EF098427	25/09/25	06592	Grosvenor Engineering Group	17,294.49	Electrical Contractor - COB
EF098429	25/09/25	06669	DJ Incredable	800.00	Music/Entertainment Expenses - Art Exhibition
EF098432	25/09/25	06718	Empire Roofing Services	9,800.00	Building Maintenance - COB
EF098435	25/09/25	06847	Trayd Australia Pty Ltd	1,190.62	Building Maintenance - COB
EF098436	25/09/25	06874	Bug Busters	1,045.00	Pest Control
EF098437	25/09/25	06875	Jimbu4J	5,331.40	Catering/Catering Supplies
EF098438	25/09/25	06884	McLeods Lawyers	5,005.00	Legal Expenses
EF098439	25/09/25	06888	Veolia Water Operations Pty Ltd T/A Allpipe Technologies	3,746.42	Building Maintenance - COB
EF098440	25/09/25	06898	CHG-MERIDIAN AUSTRALIA	12,669.50	Plant/Equipment Hire - Oasis
EF098441	25/09/25	06900	AMS Installation & Maintenance Solutions	19,480.85	Airconditioning/Refrigeration Maintenance - COB
EF098442	25/09/25	06910	Dream Courts Pty Ltd	27,035.16	Playground Inspections/Repairs - Centenary Park - Court Installation
EF098443	25/09/25	06929	Brett David Investments T/A Successful Projects	1,251.27	Professional Fees - Engineering - Belvidere St Renewal
EF098444	25/09/25	06934	Positively Green Pty Ltd	8,113.66	BSRC Bowling Green Maintenance
EF098446	25/09/25	06975	Greenway Solutions	17,687.98	Gardening Maintenance
EF098447	25/09/25	07001	Fluidra Group Australia Pty Ltd	2,115.98	Oasis Expenses
EF098448	25/09/25	07005	Verdex Equipment	511.50	Hardware
EF098449	25/09/25	07006	Moorditj Mida Moort	1,500.00	Community Exercise Classes - Welcome to Country
EF098450	25/09/25	07101	Aeroklas Asia Pacific Group Pty Ltd - TJM	5,549.97	Tools/Tool Repairs
EF098451	25/09/25	07104	Aboriginal Land Care (Ngala-Boodja) Pty Ltd	2,090.00	Gardening Maintenance
EF098452	25/09/25	07119	Maxey Plumbing Pty Ltd	9,669.94	Plumbing Maintenance/Supplies
EF098453	25/09/25	07120	REALMSTUDIOS Pty Ltd	6,256.80	Professional Fees - Landscape Scoping & Masterplan Design
EF098454	25/09/25	07138	Angelyn Yanying Seen	500.00	Library-Entertainment Expense -After dark
EF098455	25/09/25	07143	The Ortin Family Trust t/a Eastside Concrete	15,517.15	Kerbing Contractor - Various Locations
EF098456	25/09/25	07145	Airline Laundry Services Australia Pty Ltd	769.45	Cleaning Services
EF098457	25/09/25	07152	Swan River Sirens Artistic Swimming Club	150.00	Community Exercise Classes
EF098459	25/09/25	07177	Star Scanning Pty Ltd	13,475.00	Building Maintenance - Op Centre
	Contractors Total			**2,934,119.37**	
Councillor Payments					
EF098037	05/09/25	01369	Philip Marks	3,248.34	Councillor Sitting Fee
EF098041	05/09/25	02145	Robert Rossi	13,102.42	Councillor Sitting Fee
EF098051	05/09/25	03916	Bernard Ryan	3,248.34	Councillor Sitting Fee
EF098057	05/09/25	05084	Jenny Davis	3,248.34	Councillor Sitting Fee
EF098058	05/09/25	05085	George Sekulla	5,905.34	Councillor Sitting Fee
EF098066	05/09/25	05828	Deborah Sessions	5,342.38	Councillor Sitting Fee
EF098073	05/09/25	06704	Christopher John Kulczycki	3,248.34	Councillor Sitting Fee
EF098082	05/09/25	06968	Jarrod Harris	3,248.34	Councillor Sitting Fee
	Councillor Payments Total			**40,591.84**	
Credit Card 2310					
EF098259	22/09/25	03526	DMIRS	- 48.40	Refund
EF098259	22/09/25	03526	Walga	1,375.00	Registration Fee
EF098259	22/09/25	03526	GIVV Technologies	217.95	Gratuity Gift
EF098259	22/09/25	03526	Google	11.09	Subscription
EF098259	22/09/25	03526	Westfield Carousel	749.90	Gratuity Gift
EF098259	22/09/25	03526	Company Director	725.00	Membership Fee
EF098259	22/09/25	03526	ICAM Australia	1,980.00	Training
EF098259	22/09/25	03526	Australia Post	19.70	Postage
EF098259	22/09/25	03526	Miss Maud	15.50	Catering - ELT Member
EF098259	22/09/25	03526	CBA	- 4,681.55	Disputed Amount Refunded
EF098259	22/09/25	03526	Google	6.28	Subscription
EF098259	22/09/25	03526	Sarahs Flowers	94.89	Flowers
EF098259	22/09/25	03526	Big W	220.00	Gratuity Gift
EF098259	22/09/25	03526	Coles Supermarkets Aust Pty Ltd	220.00	Gratuity Gift
EF098259	22/09/25	03526	Google	11.09	Subscription

Pmnt_Ref	Date	CR_Code	Supplier	Pmnt_Amnt	Description
EF098259	22/09/25	03526	DMIRS	80.00	Subscription
EF098259	22/09/25	03526	Local Government Professionals Australia WA	560.00	Membership Fee
	Credit Card 2310 Total			**1,556.45**	
Credit Card 4739					
EF098261	22/09/25	06409	ASIC	20.00	Company Search
EF098261	22/09/25	06409	ASIC	20.00	Company Search
EF098261	22/09/25	06409	Intertek Inform	1,153.33	Printing
EF098261	22/09/25	06409	ASIC	20.00	Company Search
EF098261	22/09/25	06409	Chat GPT	31.80	Subscription
EF098261	22/09/25	06409	Chat GPT	31.80	Subscription
EF098261	22/09/25	06409	Google	12.49	Subscription
EF098261	22/09/25	06409	News Pty Ltd	28.00	Subscription
	Credit Card 4739 Total			**1,317.42**	
Credit Card 7563					
EF098262	22/09/25	06834	Wilson Parking	42.00	Parking
EF098262	22/09/25	06834	Two Feet & A Heartbeat	200.00	Walking Tour - Sister City Delegations
EF098262	22/09/25	06834	WebCentral	59.90	Subscription
EF098262	22/09/25	06834	Webcentral	59.90	Subscription
EF098262	22/09/25	06834	Bathersbeach House	969.14	Adachi Delegation
EF098262	22/09/25	06834	Perth Airport	26.25	Parking
EF098262	22/09/25	06834	Dept of Justice	194.30	Legal Expenses
EF098262	22/09/25	06834	Dept of Justice	194.30	Legal Expenses
	Credit Card 7563 Total			**1,745.79**	
Credit Card 8380					
EF098260	22/09/25	06342	Linkedin	171.11	Advertising
EF098260	22/09/25	06342	Coles Supermarkets Aust Pty Ltd	16.00	Catering/Catering Supplies
EF098260	22/09/25	06342	Facebook	1,389.00	Advertising
EF098260	22/09/25	06342	Linkedin	170.42	Advertising
EF098260	22/09/25	06342	Linkedin	170.05	Advertising
EF098260	22/09/25	06342	Adobe System	43.99	Subscription
EF098260	22/09/25	06342	Microsoft	2,122.51	Subscription
EF098260	22/09/25	06342	Campaign Monitor	1,999.80	Subscription
EF098260	22/09/25	06342	Nordpass	2,979.53	Subscription
EF098260	22/09/25	06342	Matterport	1,215.15	Subscription
EF098260	22/09/25	06342	Twilio Sendgrid	31.71	Subscription
EF098260	22/09/25	06342	Google	679.94	Subscription
EF098260	22/09/25	06342	Facebook	1,031.56	Advertising
EF098260	22/09/25	06342	ASIC	20.00	Company Search
EF098260	22/09/25	06342	Qantas Airways	957.74	Flights- Conference
EF098260	22/09/25	06342	Qantas Airways	957.74	Flights- Conference
EF098260	22/09/25	06342	Australian Financial Barton	45.00	Company Search
	Credit Card 8380 Total			**14,001.25**	
Credit Card 8670					
EF098263	22/09/25	06849	Western Power	498.91	Application Fee
EF098263	22/09/25	06849	Main Roads WA	979.00	Training
EF098263	22/09/25	06849	Main Roads WA	495.00	Training
EF098263	22/09/25	06849	Main Roads WA	979.00	Training
EF098263	22/09/25	06849	Main Roads WA	495.00	Training
	Credit Card 8670 Total			**3,446.91**	
Fuels and Utilities					
EF098020	05/09/25	00264	Castrol Australia Pty Ltd	131.95	Fuel, Oil, Additives
EF098030	05/09/25	01252	Water Corporation	5,384.51	Water, Annual & Excess
EF098034	05/09/25	01274	Synergy	22,784.38	Light, Power, Gas
EF098071	05/09/25	06424	Telstra Limited	7,345.46	Phone/Internet expenses
EF098119	12/09/25	01274	Synergy	99,567.85	Light, Power, Gas
EF098125	12/09/25	02631	Ampol - Caltex	17,059.70	Fuel, Oil, Additives
EF098154	12/09/25	06424	Telstra Limited	3,939.11	Phone/Internet expenses
EF098202	19/09/25	01142	Telstra Corporation Limited	16,592.14	Phone/Internet expenses
EF098204	19/09/25	01252	Water Corporation	18,636.34	Water, Annual & Excess
EF098205	19/09/25	01274	Synergy	57,552.43	Light, Power, Gas
EF098213	19/09/25	02631	Ampol - Caltex	16,620.80	Fuel, Oil, Additives
EF098215	19/09/25	03592	Steven Harling	385.38	Fuel, Oil, Additives
EF098234	19/09/25	06424	Telstra Limited	19,147.92	Phone/Internet expenses
EF098265	25/09/25	00042	Alinta Energy	7,553.85	Light, Power, Gas
EF098315	25/09/25	01252	Water Corporation	1,252.95	Water, Annual & Excess
EF098431	25/09/25	06707	Motorpass - 9969 - Ampol, Cloverdale	310.36	Fuel, Oil, Additives
EF098431	25/09/25	06707	Motorpass - 9603 - Vibe Ascot	189.72	Fuel, Oil, Additives
EF098431	25/09/25	06707	Motorpass - 9357 - BP ExpressCarlisle	140.22	Fuel, Oil, Additives
EF098431	25/09/25	06707	Motorpass - 9357 - BP Crystal Brook	108.54	Fuel, Oil, Additives
EF098431	25/09/25	06707	Motorpass - 9327 - BP Welshpool	305.95	Fuel, Oil, Additives
EF098431	25/09/25	06707	Motorpass - 9265 - WEX Card Fee	4.95	Fuel, Oil, Additives
EF098431	25/09/25	06707	Motorpass - 9537 - BP Connect Ascot	95.14	Fuel, Oil, Additives
EF098431	25/09/25	06707	Motorpass - 9084 - Reddy Express Cloverdale	113.24	Fuel, Oil, Additives
EF098431	25/09/25	06707	Motorpass - 8896 - Caltex Bayswater	159.23	Fuel, Oil, Additives
EF098431	25/09/25	06707	Motorpass - 8830 - Coles Express Cloverdale	165.68	Fuel, Oil, Additives
EF098431	25/09/25	06707	Motorpass - 7657 - BP Express Carlisle	400.00	Fuel, Oil, Additives
EF098431	25/09/25	06707	Motorpass - 7569 - WEX Card Fee	4.95	Fuel, Oil, Additives
EF098431	25/09/25	06707	Motorpass - 7149 - WEX Card Fee	4.95	Fuel, Oil, Additives
EF098431	25/09/25	06707	Motorpass - 7033 - Ampol Belmont	400.00	Fuel, Oil, Additives
EF098431	25/09/25	06707	Motorpass - 6978 - WEX Card Fee	4.95	Fuel, Oil, Additives
EF098431	25/09/25	06707	Motorpass - 6973 - Ampol Murdoch	170.05	Fuel, Oil, Additives
EF098431	25/09/25	06707	Motorpass - 6934 - WEX Card Fee	4.95	Fuel, Oil, Additives
EF098431	25/09/25	06707	Motorpass - 6455 - BP Baldivis	300.00	Fuel, Oil, Additives
EF098431	25/09/25	06707	Motorpass - 9831 - Puma	200.00	Fuel, Oil, Additives
EF098431	25/09/25	06707	Motorpass - 6284 - WEX Card Fee	4.95	Fuel, Oil, Additives
EF098431	25/09/25	06707	Motorpass - 5997 - BP Cannington	250.00	Fuel, Oil, Additives
EF098431	25/09/25	06707	Motorpass - 5911 - BP,Beelair	117.40	Fuel, Oil, Additives
EF098431	25/09/25	06707	Motorpass - 5818 - BP Greenwood	245.24	Fuel, Oil, Additives
EF098431	25/09/25	06707	Motorpass - 5625 - Coles Express Cloverdale	101.19	Fuel, Oil, Additives
EF098431	25/09/25	06707	Motorpass - 5578 - Puma Burswood	250.00	Fuel, Oil, Additives
EF098431	25/09/25	06707	Motorpass - 5561 - BP Carlisle	90.99	Fuel, Oil, Additives
EF098431	25/09/25	06707	Motorpass - 5523 - Ampol Cannington	380.00	Fuel, Oil, Additives
EF098431	25/09/25	06707	Motorpass - 5447 - WEX Card Fee	4.95	Fuel, Oil, Additives
EF098431	25/09/25	06707	Motorpass - 5317 - Reddy Express Cloverdale	90.00	Fuel, Oil, Additives
EF098431	25/09/25	06707	Motorpass - 5189 - WEX Card Fee	4.95	Fuel, Oil, Additives
EF098431	25/09/25	06707	Motorpass - 5103 - WEX Card Fee	4.95	Fuel, Oil, Additives
EF098431	25/09/25	06707	Motorpass - 4886 - WEX Card Fee	4.95	Fuel, Oil, Additives
EF098431	25/09/25	06707	Motorpass - 4878 - WEX Card Fee	4.95	Fuel, Oil, Additives
EF098431	25/09/25	06707	Motorpass - 4565 - Ampol Willetton	395.13	Fuel, Oil, Additives

Pmnt_Ref	Date	CR_Code	Supplier	Pmnt_Amnt	Description
EF098431	25/09/25	06707	Motorpass - 4361 - Liberty Gosnells	250.00	Fuel, Oil, Additives
EF098431	25/09/25	06707	Motorpass - 4358 - BP Express Carlisle	191.26	Fuel, Oil, Additives
EF098431	25/09/25	06707	Motorpass - 4232 - Coles,Bankasia Grove	60.44	Fuel, Oil, Additives
EF098431	25/09/25	06707	Motorpass - 4201 - Ampol Ascot	350.00	Fuel, Oil, Additives
EF098431	25/09/25	06707	Motorpass - 4083 - Reddy Express Duncriag	492.42	Fuel, Oil, Additives
EF098431	25/09/25	06707	Motorpass - 4060 - BP Connect North Perth	102.82	Fuel, Oil, Additives
EF098431	25/09/25	06707	Motorpass - 3847 - BP Mindarie	305.41	Fuel, Oil, Additives
EF098431	25/09/25	06707	Motorpass - 3839 - Ampol Belmont	201.14	Fuel, Oil, Additives
EF098431	25/09/25	06707	Motorpass - 3748 - BP Carlisle	561.11	Fuel, Oil, Additives
EF098431	25/09/25	06707	Motorpass - 3567 - WEX Card Fee	4.95	Fuel, Oil, Additives
EF098431	25/09/25	06707	Motorpass - 3517 - WEX Card Fee	4.95	Fuel, Oil, Additives
EF098431	25/09/25	06707	Motorpass - 3289 - WEX Card Fee	4.95	Fuel, Oil, Additives
EF098431	25/09/25	06707	Motorpass - 3239 - Caltex Gwelup	89.84	Fuel, Oil, Additives
EF098431	25/09/25	06707	Motorpass - 3142 - Coles Express Banksia Grove	105.64	Fuel, Oil, Additives
EF098431	25/09/25	06707	Motorpass - 2681 - Coles Express Cloverdale	179.05	Fuel, Oil, Additives
EF098431	25/09/25	06707	Motorpass - 2562 - WEX Card Fee	4.95	Fuel, Oil, Additives
EF098431	25/09/25	06707	Motorpass - 2516 - WEX Card Fee	4.95	Fuel, Oil, Additives
EF098431	25/09/25	06707	Motorpass - 2474 - WEX Card Fee	4.95	Fuel, Oil, Additives
EF098431	25/09/25	06707	Motorpass - 1917 - WEX Card Fee	4.95	Fuel, Oil, Additives
EF098431	25/09/25	06707	Motorpass - 1893 - Ampol Midvale	142.95	Fuel, Oil, Additives
EF098431	25/09/25	06707	Motorpass - 1754 - WEX Card Fee	4.95	Fuel, Oil, Additives
EF098431	25/09/25	06707	Motorpass - 1661 - Wex Card Fee	4.95	Fuel, Oil, Additives
EF098431	25/09/25	06707	Motorpass - 1617 - WEX Card Fee	4.95	Fuel, Oil, Additives
EF098431	25/09/25	06707	Motorpass - 1615 - Coles Express Bull creek	324.17	Fuel, Oil, Additives
EF098431	25/09/25	06707	Motorpass - 1411 - Reddy Express Kewdale	75.66	Fuel, Oil, Additives
EF098431	25/09/25	06707	Motorpass - 1187 - Puma Burswood	116.34	Fuel, Oil, Additives
EF098431	25/09/25	06707	Motorpass - 0591 - BP Express	123.69	Fuel, Oil, Additives
EF098431	25/09/25	06707	Motorpass - 0387 - WEX Card Fee	4.95	Fuel, Oil, Additives
EF098431	25/09/25	06707	Motorpass - 0327 - Wex Card Fee	4.95	Fuel, Oil, Additives
EF098431	25/09/25	06707	Motorpass - 0177 - WEX Card Fee	4.95	Fuel, Oil, Additives
EF098431	25/09/25	06707	Motorpass - 0091 - Ampol Applecross	108.00	Fuel, Oil, Additives
EF098431	25/09/25	06707	Motorpass - 8564 - BP Canningvale	413.30	Fuel, Oil, Additives
EF098431	25/09/25	06707	Motorpass - 4754 - BP Connect	356.73	Fuel, Oil, Additives
EF098431	25/09/25	06707	Motorpass - 2446 - Reddy Express Beeliar	96.56	Fuel, Oil, Additives
EF098431	25/09/25	06707	Motorpass - 4786 - Reddy Express Cloverdale	234.24	Fuel, Oil, Additives
EF098431	25/09/25	06707	Motorpass - 6819 - Atlas Fuel, Ascot	114.77	Fuel, Oil, Additives
EF098431	25/09/25	06707	Motorpass - 2448 - WEX Card Fee	4.95	Fuel, Oil, Additives
EF098431	25/09/25	06707	Motorpass - 2065 - WEX Card Fee	4.95	Fuel, Oil, Additives
EF098431	25/09/25	06707	Motorpass - 9229 - WEX Card Fee	4.95	Fuel, Oil, Additives
EF098431	25/09/25	06707	Motorpass - 7390 - WEX Card Fee	4.95	Fuel, Oil, Additives
	Fuels and Utilities Total			**304,066.99**	
Materials					
EF098018	05/09/25	00009	Cafe Corporate	324.50	Groceries
EF098025	05/09/25	00986	Reface Industries Pty Ltd	6,927.71	Licence Fee
EF098027	05/09/25	01040	Sheridans Badges & Engraving	456.15	Metal Plaque
EF098033	05/09/25	01263	West Australian Newspapers Ltd	605.99	Publications/Newspapers
EF098059	05/09/25	05144	Tangibility Pty Ltd	4,345.00	Stationery & Printing
EF098069	05/09/25	06234	Brandworx Australia	126.29	Uniforms
EF098101	12/09/25	00009	Cafe Corporate	275.00	Groceries
EF098104	12/09/25	00231	Bunnings Group Ltd	3,062.63	Hardware
EF098105	12/09/25	00317	Coles Supermarkets Aust Pty Ltd	470.22	Groceries
EF098107	12/09/25	00406	Domus Nursery	24,988.15	Faulkner Park Hub - Supply of Plants
EF098108	12/09/25	00422	Elizabeth Richards Pty Ltd	162.80	Books/CDs/DVDs
EF098112	12/09/25	00664	Kmart Australia Limited	390.10	Stationery & Printing
EF098116	12/09/25	01066	Snap Belmont - Belsnap Pty Ltd	60.50	Stationery & Printing
EF098141	12/09/25	04394	JB Hi-Fi Belmont Forum - Library purchases	1,587.00	Books/CDs/DVDs
EF098147	12/09/25	05521	Bilby Publishing & Consulting	134.85	Books/CDs/DVDs
EF098165	12/09/25	06800	The Aivish Family Trust T/as Fruit Break	2,704.26	Groceries
EF098180	12/09/25	07167	Khodal Krupa WA	116.90	Publications/Newspapers
EF098183	12/09/25	07190	Green Plant Enterprises Pty Ltd - Bloomin Boxes	82.50	Flowers
EF098193	19/09/25	00203	BOC Gases Australia Ltd	237.46	Welding Equipment/Supplies
EF098194	19/09/25	00317	Coles Supermarkets Aust Pty Ltd	163.35	Groceries
EF098198	19/09/25	00692	State Library of Western Australia	100.00	Books/CDs/DVDs
EF098200	19/09/25	01073	Spotlight Pty Ltd	225.20	Craft/Display Materials
EF098201	19/09/25	01086	Archival Survival Pty Ltd	701.25	Stationery & Printing
EF098210	19/09/25	01906	Frazzcon Enterprises	6,038.25	Street & Parking Sign Maintenance
EF098211	19/09/25	02201	Neverfail Springwater Limited	94.20	Beverages
EF098212	19/09/25	02320	Ambius Indoor Plants	1,239.34	Plants Maintenance
EF098216	19/09/25	03660	Safe T Card Australia Pty Ltd	107.80	Safety Clothing/Equipment
EF098222	19/09/25	04394	JB Hi-Fi Belmont Forum - Library purchases	951.32	Books/CDs/DVDs
EF098242	19/09/25	07015	Supagas Pty Ltd	66.56	Welding Equipment/Supplies
EF098244	19/09/25	07167	Khodal Krupa WA	116.90	Publications/Newspapers
EF098266	25/09/25	00132	Bolinda Publishing Pty Ltd	106.92	Books/CDs/DVDs
EF098267	25/09/25	00185	Benara Nurseries	14,172.39	Gardening - Streetscape Strategy & Plants
EF098271	25/09/25	00231	Bunnings Group Ltd	16,577.76	Hardware
EF098272	25/09/25	00233	Bunzl Limited	4,683.69	Cleaning Products
EF098274	25/09/25	00278	Chefmaster Australia	2,193.71	Cleaning Products
EF098275	25/09/25	00285	City of Armadale	1,633.16	Stationery & Printing
EF098278	25/09/25	00307	Clean Cloth Cotton Traders	1,689.60	Cleaning Products
EF098279	25/09/25	00317	Coles Supermarkets Aust Pty Ltd	745.82	Groceries
EF098282	25/09/25	00406	Domus Nursery	17,878.61	Gardening - Streetscape Strategy & Plants
EF098285	25/09/25	00435	Ellenby Pty Ltd	790.90	Gardening - Plants/Supplies
EF098286	25/09/25	00475	Saferight Pty Ltd	1,935.00	Workshop - Front End Loader & Roller
EF098290	25/09/25	00627	Jason Signmakers	97.99	Signs
EF098291	25/09/25	00697	Nutrien AG Solutions Ltd	2,393.60	Gardening Maintenance
EF098298	25/09/25	00850	Pacific Safety Wear Malaga	938.15	Safety Clothing/Equipment
EF098304	25/09/25	01083	SERCUL South East Regional Centre for Urban Landcare	2,537.34	Gardening - Soil Sampling Collection
EF098305	25/09/25	01085	OHS Alert - Specialist News Pty Ltd	1,050.00	Publications/Newspapers - Subscription
EF098310	25/09/25	01206	Access Icon Pty Ltd t/a Cascada	611.60	Concrete Products
EF098317	25/09/25	01265	Westbooks	667.46	Books/CDs/DVDs
EF098319	25/09/25	01325	Poolegrave Signs and Engraving	1,215.50	Signs
EF098322	25/09/25	01398	Winc Australia Pty Ltd	2,250.68	Stationery & Printing
EF098323	25/09/25	01426	Sprayline Spraying Equipment	22.83	Gardening - Plants/Supplies
EF098325	25/09/25	01570	Blackwoods	1,713.20	Hardware
EF098331	25/09/25	01955	Image Extra - Starmix Holdings Pty Ltd	445.50	Building Material
EF098336	25/09/25	02088	Lock Stock & Farrell Locksmith	2,075.00	Hardware
EF098348	25/09/25	02498	City of South Perth	3,057.35	Impound Fee- Dogs & Cats
EF098351	25/09/25	02862	James Bennett Pty Ltd	2,410.75	Books/CDs/DVDs
EF098352	25/09/25	02912	Sanity Music Stores Pty Ltd	543.88	Books/CDs/DVDs

Pmnt_Ref	Date	CR_Code	Supplier	Pmnt_Amnt	Description
EF098356	25/09/25	03117	Six Axis Nominees T/A OCP Sales	450.45	Safety Clothing/Equipment
EF098357	25/09/25	03144	COS Complete Office Supplies Pty Ltd	1,172.20	Stationery & Printing
EF098359	25/09/25	03496	Signs and Lines	558.80	Signs
EF098365	25/09/25	04053	Totally Workwear TWW	1,682.41	Safety Clothing/Equipment
EF098371	25/09/25	04394	JB Hi-Fi Belmont Forum - Library purchases	399.00	Books/CDs/DVDs
EF098376	25/09/25	04759	StrataGreen	742.62	Gardening Maintenance
EF098377	25/09/25	04763	Merchandising Libraries Pty Ltd	288.00	Books/CDs/DVDs
EF098379	25/09/25	05055	Statewide Cleaning Supplies	504.99	Cleaning Products
EF098398	25/09/25	05938	Slipless Services Pty Ltd	1,271.05	Library- Umbrella Dryer
EF098401	25/09/25	05966	Light Application Pty Ltd	445.50	Lights & Light Fittings - Call Out Fee
EF098402	25/09/25	05992	Corsign WA	602.80	Signs
EF098410	25/09/25	06288	Perth Materials Blowing Pty Ltd	8,489.25	Gardening - Mulch Installation COB
EF098420	25/09/25	06484	Gould Genealogy & History	73.65	Books/CDs/DVDs
EF098425	25/09/25	06589	OverDrive Australia Pty Ltd	479.24	Books/CDs/DVDs
EF098430	25/09/25	06681	Prefet Pty Ltd T/A Minuteman Press Perth	2,146.93	Stationery & Printing - Various Events
EF098434	25/09/25	06844	Print and Sign Co	1,363.72	Stationery & Printing
EF098445	25/09/25	06957	Booktopia Direct	247.84	Books/CDs/DVDs
EF098460	25/09/25	07184	Mane Liquor Osborne Park Pty Ltd	5,295.00	Beverages - After dark
	Materials Total			**167,514.02**	
Other					
EF098019	05/09/25	00169	Belmont Business Enterprise Centre Inc	24,899.60	Small Business Awards Sponsorship
EF098049	05/09/25	03602	Carlisle Rivervale Little Athletics Club	350.00	Line Marking
EF098050	05/09/25	03697	Cloverdale Education Support Centre	300.00	Grants General - Sand Reimbursement
EF098074	05/09/25	06752	Sarah Jessop	247.87	Staff Reimbursement - Infor PS Forum
EF098076	05/09/25	06858	Mario Murphy	95.44	Staff Reimbursement - IPWEA Conference
EF098078	05/09/25	06897	Japan Australia Word Services Pty Ltd	6,806.25	Sister City Expenses -Interpreting Service
EF098086	05/09/25	07185	Jemma Smoult	118.00	Staff Reimbursement - After Dark Items
EF098090	05/09/25	99998	Hazelhurst Joint Venture	80.00	Application Fee
EF098091	05/09/25	99998	Rose Simons	705.22	Vendors Pension Rebate
EF098092	05/09/25	99998	Stage Property Reba	124.43	Rates Refund
EF098093	05/09/25	99998	Welsh Real Estate	394.50	Rates Refund
EF098094	05/09/25	99998	Heritage Reality	57.95	Rates Refund
EF098095	05/09/25	99998	Laurie Kelly Real Estate	483.75	Rates Refund
EF098096	05/09/25	99998	Neville Douglas Thompson	1,463.42	Rates Refund
EF098097	05/09/25	99998	CF Town Planning & Development	147.50	Application Fee
EF098118	12/09/25	01190	Town of Victoria Park	58,623.25	Rates - OP Centre
EF098129	12/09/25	03071	Department of Transport - Vehicle Owner Searches	688.50	Vehicle Ownership Searches
EF098171	12/09/25	07026	Paul Riley	271.37	Staff Reimbursement - Assets Inspections
EF098181	12/09/25	07171	Belmont Community Environmental Champions Inc	5,000.00	Community Contribution Fund
EF098182	12/09/25	07186	Craig O'Halloran	99.00	Staff Reimbursement - Police Check
EF098184	12/09/25	07191	Clare Ferreira-Garel	36.00	Staff Reimbursement - After Dark
EF098185	12/09/25	07192	Kirsty Rose	53.39	Staff Reimbursement - Infor PS Forum
EF098186	12/09/25	99998	Nathan Mcpherson	500.00	Sports Donation
EF098187	12/09/25	99998	Sustainable Business Energy Sol	40.20	Application Fee
788901	19/09/25	00893	Petty Cash - Library	381.85	Petty Cash Recoup
EF098189	19/09/25	01236	Department of Fire and Emergency Services	5,287,559.89	Emergency Services Levy August 2025
EF098190	19/09/25	00116	OneMusic - Australasian Performing Right Assoc	2,004.31	Subscription
EF098191	19/09/25	00169	Belmont Business Enterprise Centre Inc	46,678.00	Business Accommodation Support 2025
EF098192	19/09/25	00177	Belmont Park Tennis Club Inc	150.00	Grants General
EF098203	19/09/25	01190	Town of Victoria Park	827.97	Rates - OP Centre
EF098208	19/09/25	01730	Department of Finance RevenueWA	659.18	Rate Refund
EF098209	19/09/25	01761	Royal WA Historical Society Inc	110.00	Membership Fee 2025-2026
EF098219	19/09/25	04079	Belmont Men's Shed Inc	1,974.00	Community Contribution Fund
EF098231	19/09/25	06002	Arts Hub Australia Pty Ltd	440.00	Library Entertainment - Art Awards
EF098238	19/09/25	06716	Steven Reeves	159.84	Staff Reimbursement - Conference Parking
EF098246	19/09/25	07196	Harry Deluxe	181.86	Staff Reimbursement - Conference
EF098247	19/09/25	07197	Briahna Dickhart	66.65	Staff Reimbursement - Catering
EF098251	19/09/25	99998	Nathan Pintabona	64.77	Rates Refund
EF098252	19/09/25	99998	Elven Property Pty Ltd	316.68	Rates Refund
EF098253	19/09/25	99998	Bradley G & Joanne Gray	1,145.81	Rates Refund
EF098254	19/09/25	99998	Laurie Kelly Real Estate	1,871.17	Rates Refund
EF098255	19/09/25	99998	KP Ryan & RS Ryan	1,102.59	Rates Refund
EF098256	19/09/25	99998	Lewis Johnson	500.00	Rates Refund
EF098257	19/09/25	99998	Jozsef Alfoldi	654.84	Vendors Pension Rebate
EF098258	19/09/25	99998	Deborah Anne Anderson	654.84	Vendors Pension Rebate
EF098307	25/09/25	01099	St Maria Gorettis Catholic School	5,000.00	Community Contribution Fund
EF098355	25/09/25	03071	Department of Transport - Vehicle Owner Searches	2,224.37	Vehicle Ownership Searches
EF098428	25/09/25	06613	Host Tel	145.00	State Emergency Services Expense
EF098458	25/09/25	07175	Mary Erian	79.36	Staff Reimbursement - Turtle Tracking Program
EF098461	25/09/25	99998	Kathleen Collins	584.32	Vendors Pension Rebate
EF098462	25/09/25	99998	Kali Enterprises	217.13	Rates Refund
EF098463	25/09/25	99998	MCI Building Company	47.00	Application Fee
EF098464	25/09/25	99998	Tangent Nominees	828.80	Application Fee
EF098465	25/09/25	99998	Joan Hill	11.00	Working With Children
EF098466	25/09/25	99998	Cameron & Amy Charles	100.00	Cloth Nappy Rebate
	Other Total			**5,458,326.87**	
Property, Plant & Equipment					
EF098121	12/09/25	01428	Innova Group Pty Ltd - Mity Lite Tables	4,435.20	Office Furniture
EF098152	12/09/25	06332	New Eagle International Pty Ltd T/A UMart	469.00	Computer Hardware
EF098280	25/09/25	00377	Dell Australia Pty Ltd	46.65	Computer Hardware
EF098392	25/09/25	05784	VMS Trailer Signs	588.50	Plant Repair
EF098433	25/09/25	06734	CMO Trading T/A Acromat	2,618.00	Belmont Oasis - Gymnasium Equipment
	Property, Plant & Equipment Total			**8,157.35**	
Salaries/Wages					
WG030925	04/09/25	COB	City of Belmont Payroll	158,337.10	Salaries/Wages
EF098087	05/09/25	99952	Child Support Agency	1,602.61	Salaries/Wages
EF098088	05/09/25	99954	City of Belmont Social Club	440.00	Salaries/Wages
EF098089	05/09/25	99962	LGRCEU - WA Shire Councils Union	144.00	Salaries/Wages
EF098098	08/09/25	99971	SuperChoice	171,151.99	Superannuation Contribution
SL100925	11/09/25	COB	City of Belmont Payroll	788,673.94	Salaries/Wages
EF098188	18/09/25	99971	SuperChoice	169,560.51	Superannuation Contribution
WG170925	18/09/25	COB	City of Belmont Payroll	165,258.00	Salaries/Wages
EF098248	19/09/25	99952	Child Support Agency	1,619.80	Salaries/Wages
EF098249	19/09/25	99954	City of Belmont Social Club	440.00	Salaries/Wages
EF098250	19/09/25	99962	LGRCEU - WA Shire Councils Union	144.00	Salaries/Wages
SL190925	19/09/25	COB	City of Belmont Payroll	16,650.11	Salaries/Wages
	Salaries/Wages Total			**1,474,022.06**	
Training and Conferences					
EF098022	05/09/25	00602	Local Government Professionals Australia WA	560.00	Conference Expenses

Pmnt_Ref	Date	CR_Code	Supplier	Pmnt_Amnt	Description
EF098102	12/09/25	00110	Australian Institute of Management	1,931.00	Training
EF098109	12/09/25	00429	Economic Development Australia Ltd	632.50	Training
EF098110	12/09/25	00571	Melissa Stretch	118.07	Conference Expenses - Infor Public Setor Forum
EF098111	12/09/25	00602	Local Government Professionals Australia WA	250.00	Conference Expenses
EF098113	12/09/25	00798	Iain P Hamilton	28.00	Phone Accessory
EF098115	12/09/25	00945	Committee for Economic Development of Aust	718.00	Conference Expenses
EF098123	12/09/25	01609	First 5 Minutes Pty Ltd	1,369.50	Training
EF098197	19/09/25	00600	Institute of Public Works Engineering WA	300.00	Training
EF098313	25/09/25	01240	WA Local Government Association	69,076.45	WALGA Subscriptions 2025-2026
EF098326	25/09/25	01605	ATM Australian Training Management	1,560.00	Training
	Training and Conferences Total			**76,543.52**	
MUNI Total				**10,485,409.84**	
Trust Funds					
EF098099	12/09/25	150748	Building and Construction Industry Training Fund	291.75	Building and Construction Industry Training Fund
EF098100	12/09/25	154102	Building and Energy - Building Services Levy	12,725.19	Building and Energy - Building Services Levy
	Trust Funds Total			**13,016.94**	
TRUST Total				**13,016.94**	
Grand Total				**10,498,426.78**	
				10,498,426.78	
			Breakdown - Cheques :	381.85	
			EFT :	10,498,044.93	

12.6 Monthly Financial Report for September 2025

Voting Requirement	:	Simple Majority
Subject Index	:	32/009 Financial Operating Statements
Location/Property Index	:	N/A
Application Index	:	N/A
Disclosure of any Interest	:	Nil
Previous Items	:	N/A
Applicant	:	N/A
Owner	:	N/A
Responsible Division	:	Corporate and Governance

Council role

Overseeing Overseeing the allocation of the City's finances and resources e.g. setting the annual budget, accepting tenders, determining what services and facilities the City is to provide, annual reports, selecting the CEO and reviewing the CEO's performance.

Purpose of report

To provide Council with relevant monthly financial information for the 2025-26 financial year.

Summary and key issues

The following report includes a concise list of material variances for the month ending 30 September 2025.

Officer Recommendation

That the Monthly Financial Reports as at 30 September 2025 as included in Attachment 12.6.1 be received.

Officer Recommendation adopted en bloc - Refer to Resolution appearing at Item 12.

Location

Not applicable.

Consultation

There has been no specific consultation undertaken in respect to this matter.

Strategic Community Plan implications

In accordance with the 2024–2034 Strategic Community Plan:

Key Performance Area: Performance

Outcome: 10. Effective leadership, governance and financial management.

Policy implications

There are no policy implications associated with this report.

Statutory environment

Section 6.4 of the *Local Government Act 1995 (WA)* (the Act) in conjunction with Regulations 34 (1) of the *Local Government (Financial Management) Regulations 1996 (WA)* (the Regulations) requires monthly financial reports to be presented to Council.

Regulation 34(1) requires a monthly Statement of Financial Activity reporting on revenue and expenditure.

Regulation 34(5) determines the mechanism required to ascertain the definition of material variances which are required to be reported to Council as a part of the monthly report.

Background

The Regulations prescribe that a Local Government is to prepare each month a Statement of Financial Activity.

Regulation 34(2) requires the Statement of Financial Activity to be accompanied by documents containing:

1. Explanation for each material variance identified between year to date budgets and actuals

2. Any other supporting information considered relevant by the Local Government.

Regulation 34 (5) states that "Each financial year, a Local Government is to adopt a percentage or value, calculated in accordance with the Australian Accounting Standards, to be used in statements of financial activity for reporting material variances."

This regulation requires Council to annually set a materiality threshold for the purpose of disclosing budget variances within monthly financial reporting.

The materiality threshold has been set by Council at $100,000 for the 2025-26 financial year.

Report

At the June 2025 Ordinary Council Meeting, Council adopted the materiality threshold for the 2025-26 financial year as $100,000. The table below provides a summary of significant variances based on this materiality threshold. The detailed financial activity report is included at Attachment 12.6.1.

Report Section	Budget YTD	Actual YTD	Report Comments
OPERATING ACTIVITIES			
Revenue from operating activities			
Fees and charges			
Finance	6,375	141,065	Credit card surcharge fee income for rates payments made by Amex higher than anticipated.
Interest earnings			
Finance	1,497,303	3,256,434	Interest accrual entry yet to be processed for the new financial year pending year end finalisation.
Expenditure from operating activities			
Employee costs			
People & Culture	(479,647)	(357,754)	Salaries are below budget due to vacancies which are currently being recruited.
Parks, Leisure & Environment	(1,202,358)	(1,011,537)	
Planning Services	(637,403)	(534,440)	

Report Section	Budget YTD	Actual YTD	Report Comments
Materials and contracts			
Information Technology	(1,108,697)	(1,484,937)	Invoiced for key licensing earlier than expected
Works	(2,248,111)	(1,034,637)	Waste invoices for August approved for payment, September to be received.
Parks, Leisure & Environment	(2,312,495)	(1,002,769)	This reflects delays in seasonal projects due to weather conditions, however, the projects have now commenced.
Safer Communities	(702,371)	(812,687)	Overspend due to monthly Belmont Community Watch service costs being paid early
Economic & Community Development	(780,878)	(376,894)	Expenditure associated with several City-funded programs and grants, including service providers and business support initiatives, has not yet been incurred.
Library, Culture & Place	(847,064)	(583,206)	Various projects in progress with some timing variances.
Insurance Expenses			
Governance, Strategy & Risk	(105,314)	582,737	Workers' compensation, Property and Public Liability insurance to be paid over 2 instalments. Insurance recovery processed prior to invoice causing imbalance between budget YTD and Actual YTD.
INVESTING ACTIVITIES			
Inflows from investing activities			
Non-Operating grants, subsidies and contributions			

Report Section	Budget YTD	Actual YTD	Report Comments
Works	289,631	Nil	First claims for 40% road grant funding to be received.
Proceeds from disposal of assets			
Design, Assets & Development	Nil	140,627	Proceeds from the disposal of vehicles received prior to the allocated budget timeline.
Outflows from investing activities			
Payments for property, plant and equipment			
City Facilities & Property	(825,000)	(71,695)	Amendments made to schedule for October Budget review.
Payments for construction of infrastructure			
City Projects	(3,542,500)	(915,665)	Awaiting Contractor invoices for Wilson Park Zone 2.
Parks, Leisure & Environment	(1,468,943)	(423,975)	Reflects the delays to programs as a result of weather conditions.

Financial implications

The presentation of these reports to Council ensures compliance with the Act and associated Regulations and also ensures that Council is regularly informed as to the status of its financial position.

Environmental implications

There are no environmental implications associated with this report.

Social implications

There are no social implications associated with this report.

Attachment details

Attachment No and title
1. Monthly Financial Report September 2025 [**12.6.1** - 11 pages]

CITY OF BELMONT

MONTHLY FINANCIAL REPORT

(Containing the required statement of financial activity and statement of financial position)

For the period ended 30 September 2025

LOCAL GOVERNMENT ACT 1995
LOCAL GOVERNMENT (FINANCIAL MANAGEMENT) REGULATIONS 1996

TABLE OF CONTENTS

Statement of financial activity		2
Statement of financial position		3
Note 1	Basis of preparation	4
Note 2	Net current assets information	5
Note 3	Explanation of variances	6

CITY OF BELMONT
STATEMENT OF FINANCIAL ACTIVITY
FOR THE PERIOD ENDED 30 SEPTEMBER 2025

	Note	Adopted Budget Estimates (a)	YTD Budget Estimates (b)	YTD Actual (c)	Variance* $ (c) - (b)	Variance* % ((c) - (b))/(b)	Var.
		$	$	$	$	%	
OPERATING ACTIVITIES							
Revenue from operating activities							
General rates		62,356,757	61,933,976	**62,761,111**	827,135	1.34%	▲
Grants, subsidies and contributions		2,408,129	119,839	**217,060**	97,221	81.13%	
Fees and charges		11,436,293	8,660,789	**8,809,034**	148,245	1.71%	▲
Interest revenue		7,434,213	1,497,307	**3,268,162**	1,770,855	118.27%	▲
Other revenue		700,669	167,668	**253,503**	85,835	51.19%	
Profit on asset disposals		34,012	(529)	**0**	529	100.00%	
		84,370,073	**72,379,050**	**75,308,870**	**2,929,820**	4.05%	
Expenditure from operating activities							
Employee costs		(32,027,346)	(8,686,383)	**(8,123,657)**	562,726	6.48%	▲
Materials and contracts		(38,310,590)	(9,632,150)	**(6,931,775)**	2,700,375	28.04%	▲
Utility charges		(2,558,409)	(536,596)	**(487,858)**	48,738	9.08%	
Depreciation		(12,617,329)	(3,154,335)	**(3,154,332)**	3	0.00%	
Finance costs		(488,408)	0	**0**	0	0.00%	
Insurance		(969,157)	(969,157)	**(279,759)**	689,398	71.13%	▲
Other expenditure		(1,580,553)	(444,650)	**(291,932)**	152,718	34.35%	▲
		(88,551,792)	**(23,423,271)**	**(19,269,313)**	**4,153,958**	17.73%	
Non cash amounts excluded from operating activities	2(c)	18,328,286	3,154,864	**2,930,848**	(224,016)	(7.10%)	▼
Amount attributable to operating activities		**14,146,567**	**52,110,643**	**58,970,405**	**6,859,762**	13.16%	
INVESTING ACTIVITIES							
Inflows from investing activities							
Proceeds from capital grants, subsidies and contributions		7,041,351	927,131	**725,959**	(201,172)	(21.70%)	▼
Proceeds from disposal of assets		661,489	0	**0**	0	0.00%	
		7,702,840	**927,131**	**725,959**	**(201,172)**	(21.70%)	
Outflows from investing activities							
Acquisition of property, plant and equipment		(4,889,179)	(1,012,624)	**(277,847)**	734,777	72.56%	▲
Acquisition of infrastructure		(18,948,413)	(5,431,066)	**(1,825,069)**	3,605,997	66.40%	▲
		(23,837,592)	**(6,443,690)**	**(2,102,916)**	**4,340,774**	67.36%	
Amount attributable to investing activities		**(16,134,752)**	**(5,516,559)**	**(1,376,957)**	**4,139,602**	75.04%	
FINANCING ACTIVITIES							
Inflows from financing activities							
Transfer from reserves		28,065,103	0	**0**	0	0.00%	
		28,065,103	**0**	**0**	**0**	0.00%	
Outflows from financing activities							
Payments for principal portion of lease liabilities		(39,341)	0	**0**	0	0.00%	
Repayment of borrowings		(666,575)	0	**0**	0	0.00%	
Transfer to reserves		(25,371,002)	0	**0**	0	0.00%	
		(26,076,918)	**0**	**0**	**0**	0.00%	
Amount attributable to financing activities		**1,988,185**	**0**	**0**	**0**	0.00%	
MOVEMENT IN SURPLUS OR DEFICIT							
Surplus or deficit at the start of the financial year	2(a)	350,000	350,000	**(532,987)**	(882,987)	(252.28%)	▼
Amount attributable to operating activities		14,146,567	52,110,643	**58,970,405**	6,859,762	13.16%	▲
Amount attributable to investing activities		(16,134,752)	(5,516,559)	**(1,376,957)**	4,139,602	75.04%	▲
Amount attributable to financing activities		1,988,185	0	**0**	0	0.00%	
Surplus or deficit after imposition of general rates		**350,000**	**46,944,084**	**57,060,461**	**10,116,377**	21.55%	▲

KEY INFORMATION

▲▼ Indicates a variance between Year to Date (YTD) Budget and YTD Actual data outside the adopted materiality threshold.
▲ Indicates a variance with a positive impact on the financial position.
▼ Indicates a variance with a negative impact on the financial position.
Refer to Note 3 for an explanation of the reasons for the variance.

This statement is to be read in conjunction with the accompanying notes.

CITY OF BELMONT
STATEMENT OF FINANCIAL POSITION
FOR THE PERIOD ENDED 30 SEPTEMBER 2025

	Actual 30 June 2025	Actual as at 30 September 2025
	$	$
CURRENT ASSETS		
Cash and cash equivalents	4,466,071	5,786,279
Trade and other receivables	4,214,595	23,865,278
Other financial assets	85,941,157	118,678,912
Inventories	239,454	260,607
Contract assets	260,661	0
Other assets	3,604,985	3,264,819
TOTAL CURRENT ASSETS	98,726,923	151,855,895
NON-CURRENT ASSETS		
Trade and other receivables	415,855	399,026
Property, plant and equipment	340,667,856	340,735,183
Infrastructure	300,802,125	299,542,547
Right-of-use assets	166,998	166,998
Intangible assets	136,843	136,843
TOTAL NON-CURRENT ASSETS	642,189,677	640,980,597
TOTAL ASSETS	740,916,600	792,836,492
CURRENT LIABILITIES		
Trade and other payables	11,062,651	2,692,913
Contract liabilities	67,053	67,053
Capital grant/contributions liabilities	368,476	0
Other liabilities	1,038,346	4,996,400
Lease liabilities	84,567	84,567
Borrowings	666,573	666,573
Employee related provisions	5,160,838	5,108,046
TOTAL CURRENT LIABILITIES	18,448,504	13,615,552
NON-CURRENT LIABILITIES		
Other liabilities	127,197	127,197
Lease liabilities	52,499	52,499
Borrowings	10,309,794	10,309,794
Employee related provisions	553,045	553,045
TOTAL NON-CURRENT LIABILITIES	11,042,535	11,042,535
TOTAL LIABILITIES	29,491,039	24,658,087
NET ASSETS	**711,425,561**	**768,178,405**
EQUITY		
Retained surplus	181,531,744	238,284,588
Reserve accounts	82,270,250	82,270,250
Revaluation surplus	447,623,567	447,623,567
TOTAL EQUITY	**711,425,561**	**768,178,405**

This statement is to be read in conjunction with the accompanying notes.

CITY OF BELMONT
NOTES TO THE STATEMENT OF FINANCIAL ACTIVITY
FOR THE PERIOD ENDED 30 SEPTEMBER 2025

1 BASIS OF PREPARATION AND MATERIAL ACCOUNTING POLICIES

BASIS OF PREPARATION

This prescribed financial report has been prepared in accordance with the *Local Government Act 1995* and accompanying regulations.

Local Government Act 1995 requirements
Section 6.4(2) of the Local Government Act 1995 read with the *Local Government (Financial Management) Regulations 1996,* prescribe that the financial report be prepared in accordance with the *Local Government Act 1995* and, to the extent that they are not inconsistent with the Act, the Australian Accounting Standards. The Australian Accounting Standards (as they apply to local governments and not-for-profit entities) and Interpretations of the Australian Accounting Standards Board were applied where no inconsistencies exist.

The *Local Government (Financial Management) Regulations 1996* specify that vested land is a right-of-use asset to be measured at cost, and is considered a zero cost concessionary lease. All right-of-use assets under zero cost concessionary leases are measured at zero cost rather than at fair value, except for vested improvements on concessionary land leases such as roads, buildings or other infrastructure which continue to be reported at fair value, as opposed to the vested land which is measured at zero cost. The measurement of vested improvements at fair value is a departure from AASB 16 which would have required the City to measure any vested improvements at zero cost.

Local Government (Financial Management) Regulations 1996, regulation 34 prescribes contents of the financial report. Supplementary information does not form part of the financial report.

Accounting policies which have been adopted in the preparation of this financial report have been consistently applied unless stated otherwise. Except for cash flow and rate setting information, the financial report has been prepared on the accrual basis and is based on historical costs, modified, where applicable, by the measurement at fair value of selected non-current assets, financial assets and liabilities.

PREPARATION TIMING AND REVIEW

Date prepared: All known transactions up to 30 September 2025

THE LOCAL GOVERNMENT REPORTING ENTITY
All funds through which the City controls resources to carry on its functions have been included in the financial statements forming part of this financial report.

All monies held in the Trust Fund are excluded from the financial statements.

MATERIAL ACCOUNTING POLICES
Material accounting policies utilised in the preparation of these statements are as described within the 2024-25 Annual Budget. Please refer to the adopted budget document for details of these policies.

Critical accounting estimates and judgements
The preparation of a financial report in conformity with Australian Accounting Standards requires management to make judgements, estimates and assumptions that effect the application of policies and reported amounts of assets and liabilities, income and expenses.

The estimates and associated assumptions are based on historical experience and various other factors believed to be reasonable under the circumstances; the results of which form the basis of making the judgements about carrying values of assets and liabilities that are not readily apparent from other sources. Actual results may differ from these estimates.

As with all estimates, the use of different assumptions could lead to material changes in the amounts reported in the financial report.

The following are estimates and assumptions that have a significant risk of causing a material adjustment to the carrying amounts of assets and liabilities within the next financial year and further information on their nature and impact can be found in the relevant note:

- Fair value measurement of assets carried at reportable value including:
  - Property, plant and equipment
  - Infrastructure
- Impairment losses of non-financial assets
- Estimated useful life of intangible assets
- Measurement of employee benefits
- Estimation uncertainties and judgements made in relation to lease accounting

CITY OF BELMONT
NOTES TO THE STATEMENT OF FINANCIAL ACTIVITY
FOR THE PERIOD ENDED 30 SEPTEMBER 2025

2 NET CURRENT ASSETS INFORMATION

(a) Net current assets used in the Statement of Financial Activity

	Note	Adopted Budget Opening 1 July 2025	Actual as at 30 June 2025	Actual as at 30 September 2025
Current assets		$	$	$
Cash and cash equivalents		14,829,264	4,466,071	5,786,279
Trade and other receivables		3,722,485	4,214,595	23,865,278
Other financial assets		52,496,278	85,941,157	118,678,912
Inventories		234,387	239,454	260,607
Contract assets		50,000	260,661	0
Other assets		3,574,704	3,604,985	3,264,819
		74,907,118	98,726,923	151,855,895
Less: current liabilities				
Trade and other payables		(1,919,484)	(11,062,651)	(2,692,913)
Other liabilities		(1,345,261)	(1,038,346)	(4,996,400)
Lease liabilities		(9,948)	(84,567)	(84,567)
Borrowings		(692,211)	(666,573)	(666,573)
Employee related provisions		(4,791,653)	(5,160,838)	(5,108,046)
Other provisions		(744,717)	0	0
		(9,503,274)	(18,012,975)	(13,548,499)
Net current assets		65,403,844	80,713,948	138,307,396
Less: Total adjustments to net current assets	2(b)	(65,053,844)	(81,246,935)	(81,246,935)
Closing funding surplus / (deficit)		**350,000**	**(532,987)**	**57,060,461**

(b) Current assets and liabilities excluded from budgeted deficiency

Adjustments to net current assets				
Less: Reserve accounts		(66,359,921)	(82,267,210)	(82,267,210)
Add: Current liabilities not expected to be cleared at the end of the year				
- Current portion of lease liabilities		9,948	84,567	84,567
- Current portion of borrowings		692,211	666,573	666,573
- Current portion of employee benefit provisions held in reserve		603,918	269,135	269,135
Total adjustments to net current assets	2(a)	**(65,053,844)**	**(81,246,935)**	**(81,246,935)**

(c) Non-cash amounts excluded from operating activities

	Adopted Budget Estimates 30 June 2026	YTD Budget Estimates 30 September 2025	YTD Actual 30 September 2025
	$	$	$
Adjustments to operating activities			
Less: Profit on asset disposals	(34,012)	529	0
Add: Depreciation	12,617,329	3,154,335	3,154,332
Non-cash movements in non-current assets and liabilities:			
- Pensioner deferred rates			16,829
- Employee provisions	5,744,969		(240,313)
Total non-cash amounts excluded from operating activities	**18,328,286**	**3,154,864**	**2,930,848**

CURRENT AND NON-CURRENT CLASSIFICATION
In the determination of whether an asset or liability is current or non-current, consideration is given to the time when each asset or liability is expected to be settled. Unless otherwise stated assets or liabilities are classified as current if expected to be settled within the next 12 months, being the local governments' operational cycle.

CITY OF BELMONT
NOTES TO THE STATEMENT OF FINANCIAL ACTIVITY
FOR THE PERIOD ENDED 30 SEPTEMBER 2025

3 EXPLANATION OF MATERIAL VARIANCES

The material variance thresholds are adopted annually by Council as an indicator of whether the actual expenditure or revenue varies from the year to date actual materially.
The material variance adopted by Council for the 2025-26 year is $100,000 and 0.00% whichever is the greater.

Description	Var. $	Var. %	
	$	%	
Revenue from operating activities			
Fees and charges	**(148,245)**	**1.70%**	▲
Finance - Credit card surcharge fee income for rates payments made by Amex higher than anticipated. - $134,690		Timing	
Interest revenue	**(1,770,859)**	**118.27%**	▲
Finance - Interest accrual entry yet to be processed for the new financial year pending year end finalisation. - $1,759131		Timing	
Expenditure from operating activities			
Employee costs	**562,719**	**6.48%**	▲
Salaries are below budget due to vacancies which are currently being recruited by the City		Permanent	
Materials and contracts	**2,700,355**	**28.04%**	▲
Works - Waste invoices for August approved for payment, September to be received. - $1,213,474		Timing	
Parks, This reflects delays in seasonal projects due to weather conditions, however, the projects have now commenced. - $1,309,726		Timing	
Information Technology -Invoiced for key licensing earlier than expected - ($376,240)		Timing	
Economic & Community Development - Expenditure associated with several different programmes and grants have not yet been incurred- $403,985		Timing	
Library, Culture & Place - Projects in progress with some timing variances - $263,858		Timing	
Insurance	**689,398**	**71.13%**	▲
Governance, Strategy & Risk - Workers compensation,Property and Public Liability insurance to be paid over two instalments. - $688,051		Timing	
Inflows from investing activities			
Proceeds from capital grants, subsidies and contributions	**201,172**	**(21.70%)**	▼
Works -First claims for 40% road grant funding to be received. - $289,631		Timing	
Proceeds from disposal of assets	**140,627**	**0.00%**	
Design, Assets & Development-New vehicles were delivered ahead of schedule, resulting in the early disposal of old vehicles prior to the allocated budget timeline.-($140,627)		Timing	
Outflows from investing activities			
Acquisition of property, plant and equipment	**725,927**	**72.56%**	▲
City Facilities & Property-Ammendments made to schedule for october Budget review-$753,306			
Acquisition of infrastructure	**3,615,055**	**66.40%**	▲
City Projects - Projects remain on track to meet agreed milestones. Awaiting Contractor invoices for Wilson Park Zone 2- $2,626,835		Timing	
Parks, Leisure & Environment - Reflects the delays to programs as a result of weather conditions however program timelines have been adjusted - $1,044968		Timing	

CITY OF BELMONT

SUPPLEMENTARY INFORMATION

TABLE OF CONTENTS

1	Cash and Financial Assets	2
2	Reserve accounts	3
3	Capital acquisitions	4

BASIS OF PREPARATION - SUPPLEMENTARY INFORMATION

Supplementary information is presented for information purposes. The information does not comply with the disclosure requirements of the Australian Accounting Standards.

CITY OF BELMONT
SUPPLEMENTARY INFORMATION
FOR THE PERIOD ENDED 30 SEPTEMBER 2025

1 CASH AND FINANCIAL ASSETS

BY INVESTMENT HOLDINGS

	Municipal $	Reserve $	Trust-Reserve $	Total $	Total %
Municipal Account	379,785	-	-	379,785	0%
On-Call Account	5,403,444	-	-	5,403,444	4%
Term Deposits	39,000,000	79,479,863	(0)	118,479,863	95%
	44,783,229	79,479,863	(0)	124,263,092	100.00%

BY INSTITUTION

	Rating	Municipal $	Reserve $	Trust-Reserve $	Total $	Total %	Policy Max %
Commonwealth Bank		5,783,229	-	-	5,783,229	5%	40%
Bank of Queensland		8,000,000	16,308,898	-	24,308,898	20%	30%
ING Direct		-	10,999,808	-	10,999,808	9%	30%
National Australia Bank		27,000,000	16,557,050	-	43,557,050	35%	40%
Rabo Bank		4,000,000	12,413,664	-	16,413,664	13%	30%
Westpac		-	23,200,443	-	23,200,443	19%	40%
		44,783,229	79,479,863	-	124,263,092	100.00%	

Investment Institutions

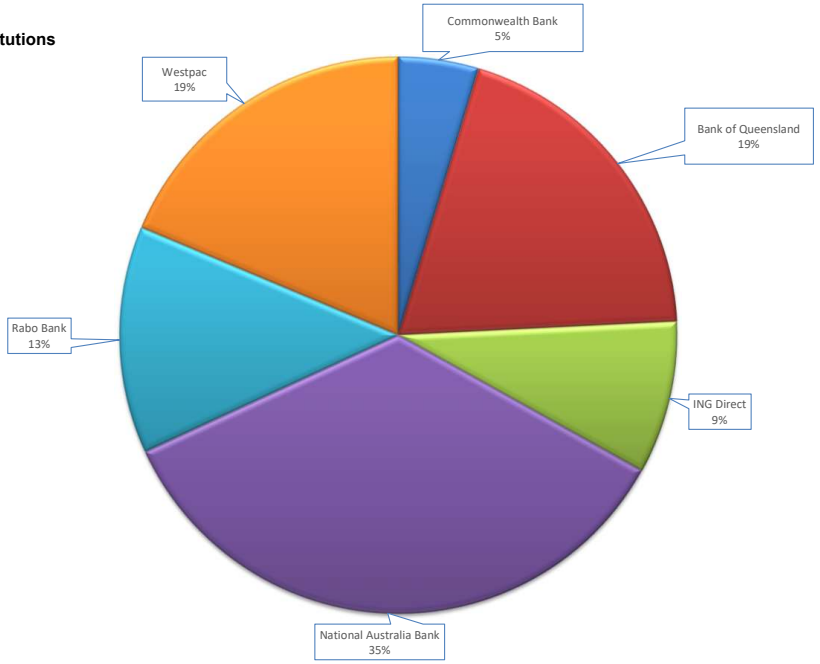

BY CREDIT RATINGS

Rating	Municipal $	Reserve $	Trust Reserve $	Total $	Total %	Policy Max %
AAA	-	-	-	-	0%	100%
AA	32,783,229	39,757,493	-	72,540,723	58%	100%
A	12,000,000	39,722,370	-	51,722,370	42%	80%
BBB / NR	-	-	-	-	0%	60%
	44,783,229	79,479,863	-	124,263,092	100.00%	

CITY OF BELMONT
SUPPLEMENTARY INFORMATION
FOR THE PERIOD ENDED 30 SEPTEMBER 2025

2 RESERVE ACCOUNTS

	Budget				Actual			
Reserve account name	Opening Balance	Transfers In (+)	Transfers Out (-)	Closing Balance	Opening Balance	Transfers In (+)	Transfers Out (-)	Closing Balance
	$	$	$	$	$	$	$	$
Reserve accounts restricted by legislation								
Other provisions [describe]	70,842	4,511	0	75,353	67,592	0	0	67,592
Reserve accounts restricted by Council								
Administration building Reserve	269,936	17,187	(287,123)	0	269,135	0	0	269,135
Aged Accommodation Reserve	1,076,273	67,435	0	1,143,708	1,049,911	0	0	1,049,911
Aged Community Care Reserve	250,392	15,943	0	266,335	249,649	0	0	249,649
Aged persons housing Reserve	4,315	16,344	0	20,659	315,479	0	0	315,479
Aged Services Reserve	1,218,044	77,555	0	1,295,599	1,156,701	0	0	1,156,701
Ascot Waters Marina Maintenance & Restoration	1,109,241	73,811	(50,000)	1,133,052	1,155,801	0	0	1,155,801
Belmont District Band Reserve	53,720	3,420	(57,140)	0	53,561	0	0	53,561
Belmont Oasis Refurbishment Reserve	4,734,561	301,458	(283,163)	4,752,856	12,279,947	0	0	12,279,947
Belmont Trust Reserve	1,545,771	112,196	(202,324)	1,455,643	1,686,073	0	0	1,686,073
Building Reserve	4,766,960	374,132	(525,000)	4,616,092	9,764,967	0	0	9,764,967
Capital Projects Reserve	5,222,526	5,250,000	(815,500)	9,657,026	5,195,085	0	0	5,195,085
Carry Forward Projects Reserve	1,932,342	0	(1,760,000)	172,342	1,362,715	0	0	1,362,715
District valuation Reserve	214,819	1,580	(214,790)	1,609	119,745	0	0	119,745
Election expenses Reserve	158,906	567	(152,439)	7,034	83,879	0	0	83,879
Employee Entitlements Reserve	0	2,859,608		2,859,608	0			0
Environment Reserve	972,452	61,918	(808,095)	226,275	969,567	0	0	969,567
Faulkner Park Retirement Village Buy Back Reserve	2,691,625	171,380	0	2,863,005	3,036,050	0	0	3,036,050
Faulkner Park Retirement Village Owners Maintenance Reserve	550,353	35,042	(200,000)	385,395	562,135	0	0	562,135
History Reserve	190,193	12,110	(202,303)	0	189,628	0	0	189,628
Information Technology Reserve	1,579,440	100,566	0	1,680,006	1,574,755	0	0	1,574,755
Infrastructure Reserve	0	202,988		202,988	0			0
Insurance Reserve	1,486,055	94,620	0	1,580,675	1,481,646	0	0	1,481,646
Land Acquisition Reserve	11,569,950	736,679	(12,306,629)	0	11,535,626	0	0	11,535,626
Long Service Leave Reserve - Salaries	1,690,953	140,374	(1,831,327)	0	1,970,332	0	0	1,970,332
Long Service Leave Reserve - Wages	321,065	24,068	(345,133)	0	319,943	0	0	319,943
Miscellaneous Entitlements Reserve	793,014	52,812	(845,826)	0	760,227	0	0	760,227
Parks Development Reserve	0	0	0	0	0	0	0	0
Plant replacement Reserve	1,467,617	110,123	(415,605)	1,162,135	1,820,649	0	0	1,820,649
Property development Reserve	15,273,114	13,479,331	(6,284,341)	22,468,104	15,218,474	0	0	15,218,474
Public Art Reserve	371,838	27,859	(24,000)	375,697	435,650	0	0	435,650
Ruth Faulkner library Reserve	52,522	3,344	(55,866)	0	52,366	0	0	52,366
Streetscapes Reserve	25,814	35,829	(61,643)	0	0	0	0	0
Urban Forest Strategy Management Reserve	132,884	8,461	(141,345)	0	1,132,489	0	0	1,132,489
Waste Management Reserve	4,562,384	320,873	(195,511)	4,687,746	6,397,433	0	0	6,397,433
Underground Power Reserve	0	576,878	0	576,878	0			0
	66,359,921	**25,371,002**	**(28,065,103)**	**63,665,820**	**82,267,210**	**0**	**0**	**82,267,210**

CITY OF BELMONT **INVESTING ACTIVITIES**
SUPPLEMENTARY INFORMATION
FOR THE PERIOD ENDED 30 SEPTEMBER 2025

3 CAPITAL ACQUISITIONS

Capital acquisitions	Adopted Budget	YTD Budget	YTD Actual	YTD Variance
	$	$	$	$
Buildings	2,490,703	830,000	69,685	(760,315)
Furniture and equipment	980,000	90,000	95,131	5,131
Plant and equipment	1,368,476	80,124	113,031	32,907
Other property, plant and equipment	50,000	12,500	0	(12,500)
Acquisition of property, plant and equipment	**4,889,179**	**1,012,624**	**277,847**	**(734,777)**
Infrastructure - roads	4,447,827	399,684	418,928	19,244
Infrastructure - Reserve Improvements	13,725,911	4,981,443	1,318,699	(3,662,744)
Infrastructure - Footpath Network	435,101	32,439	37,997	5,558
Infrastructure - Drainage Network	339,574	17,500	49,445	31,945
Acquisition of infrastructure	**18,948,413**	**5,431,066**	**1,825,069**	**(3,605,997)**
Total capital acquisitions	**23,837,592**	**6,443,690**	**2,102,916**	**(4,340,774)**
Capital Acquisitions Funded By:				
Capital grants and contributions	7,041,351	927,131	0	(927,131)
Other (disposals & C/Fwd)	661,489	0	0	0
Reserve accounts				
Administration building Reserve	287,123	0	0	0
Ascot Waters Marina Maintenance & Restoration	50,000	0	0	0
Belmont District Band Reserve	57,140	0	0	0
Belmont Oasis Refurbishment Reserve	283,163	0	0	0
Belmont Trust Reserve	202,324	0	0	0
Building Reserve	525,000	0	0	0
Capital Projects Reserve	815,500	0	0	0
Carry Forward Projects Reserve	1,760,000	0	0	0
District valuation Reserve	214,790	0	0	0
Election expenses Reserve	152,439	0	0	0
Environment Reserve	808,095	0	0	0
Faulkner Park Retirement Village Owners Maintenance R	200,000	0	0	0
History Reserve	202,303	0	0	0
Land Acquisition Reserve	12,306,629	0	0	0
Long Service Leave Reserve - Salaries	1,831,327	0	0	0
Long Service Leave Reserve - Wages	345,133	0	0	0
Miscellaneous Entitlements Reserve	845,826	0	0	0
Parks Development Reserve	0	0	0	0
Plant replacement Reserve	415,605	0	0	0
Property development Reserve	6,284,341	0	0	0
Public Art Reserve	24,000	0	0	0
Ruth Faulkner library Reserve	55,866	0	0	0
Streetscapes Reserve	61,643	0	0	0
Urban Forest Strategy Management Reserve	141,345	0	0	0
Waste Management Reserve	195,511	0	0	0
Insurance Reserve	0	0	0	0
Infrastructure Reserve	0	0	0	0
Underground Power Reserve	0	0	0	0
Employee Entitlements Reserve	0	0	0	0

KEY INFORMATION

Initial recognition
An item of property, plant and equipment or infrastructure that qualifies for recognition as an asset is measured at its cost.

Upon initial recognition, cost is determined as the amount paid (or other consideration given) to acquire the assets, plus costs incidental to the acquisition. The cost of non-current assets constructed by the City includes the cost of all materials used in construction, direct labour on the project and an appropriate proportion of variable and fixed overheads. For assets acquired at zero cost or otherwise significantly less than fair value, cost is determined as fair value at the date of acquisition.

Assets for which the fair value as at the date of acquisition is under $5,000 are not recognised as an asset in accordance with *Local Government (Financial Management) Regulation 17A(5).* These assets are expensed immediately.

Where multiple individual low value assets are purchased together as part of a larger asset or collectively forming a larger asset exceeding the threshold, the individual assets are recognised as one asset and capitalised.

Individual assets that are land, buildings and infrastructure acquired between scheduled revaluation dates of the asset class in accordance with the City's revaluation policy, are recognised at cost and disclosed as being at reportable value.

Measurement after recognition
Plant and equipment including furniture and equipment and right-of-use assets (other than vested improvements) are measured using the cost model as required under *Local Government (Financial Management) Regulation 17A(2).* Assets held under the cost model are carried at cost less accumulated depreciation and any impairment losses being their reportable value.

Reportable Value
In accordance with *Local Government (Financial Management) Regulation 17A(2),* the carrying amount of non-financial assets that are land and buildings classified as property, plant and equipment, investment properties, infrastructure or vested improvements that the local government controls.

Reportable value is for the purpose of *Local Government (Financial Management) Regulation 17A(4)* is the fair value of the asset at its last valuation date minus (to the extent applicable) the accumulated depreciation and any accumulated impairment losses in respect of the non-financial asset subsequent to its last valuation date.

CITY OF BELMONT **INVESTING ACTIVITIES**
SUPPLEMENTARY INFORMATION
FOR THE PERIOD ENDED 30 SEPTEMBER 2025

3 CAPITAL ACQUISITIONS (CONTINUED) - DETAILED

Capital expenditure total
Level of completion indicators

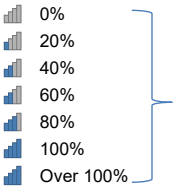

0%
20%
40%
60%
80%
100%
Over 100%

Percentage Year to Date Actual to Annual Budget expenditure where the expenditure over budget highlighted in red.

Account Description	Adopted Budget	YTD Budget	YTD Actual	Variance (Under)/Over
City Projects	8,538,847	3,542,500	915,667	2,626,833
Parks and Environment	5,290,227	1,468,943	423,974	1,044,969
Buildings and facilities	2,387,540	800,000	48,743	751,257
Infrastructure Capital Works	5,222,502	449,623	506,370	(56,747)
Furniture and equipment	980,000	90,000	95,131	(5,131)
Plant and equipment	1,368,476	80,124	113,031	(32,907)
Other	50,000	12,500	0	12,500

13 Reports by the Chief Executive Officer

13.1 Request for leave of absence

Nil.

13.2 Notice of motion

Nil.

14 Matters for which the meeting may be closed

Nil.

15 Closure

There being no further business, the Presiding Member thanked everyone for their attendance and closed the meeting at 9:43pm.

Minutes confirmation certification

The undersigned certifies that these Minutes of the Ordinary Council Meeting held on 28 October 2025 were confirmed as a true and accurate record at the Ordinary Council Meeting held on 25 November 2025.

Signed by the Person Presiding: _____

PRINT name of the Person Presiding: **ROBERT ROSSI**