

Corporate and Governance Information Report

December 2025 and January 2026



20 February 2026

Dear Mayor and Elected Members

Please find attached the following reports from the Corporate and Governance Division:

1	Public Relations and Stakeholder Engagement	2
1.1	Marketing and Communications	2
1.1.1	Media	2
1.1.2	Website	3
1.1.3	Social Media	3
1.1.4	Email	6
1.1.5	Belmont Connect	7
1.2	Civic Functions	8
1.2.1	Completed Functions in November	8
1.2.2	Upcoming Functions	8
1.3	Customer Relations	9
1.3.1	Switchboard and Front Counter Enquiries	9
2	Finance	10
2.1	Information Report from the Manager Finance	10
3	Governance, Strategy and Risk	11
3.1	Information Report from the Manager Governance and Legal	11
3.1.1	Common Seal Report	11

Regards



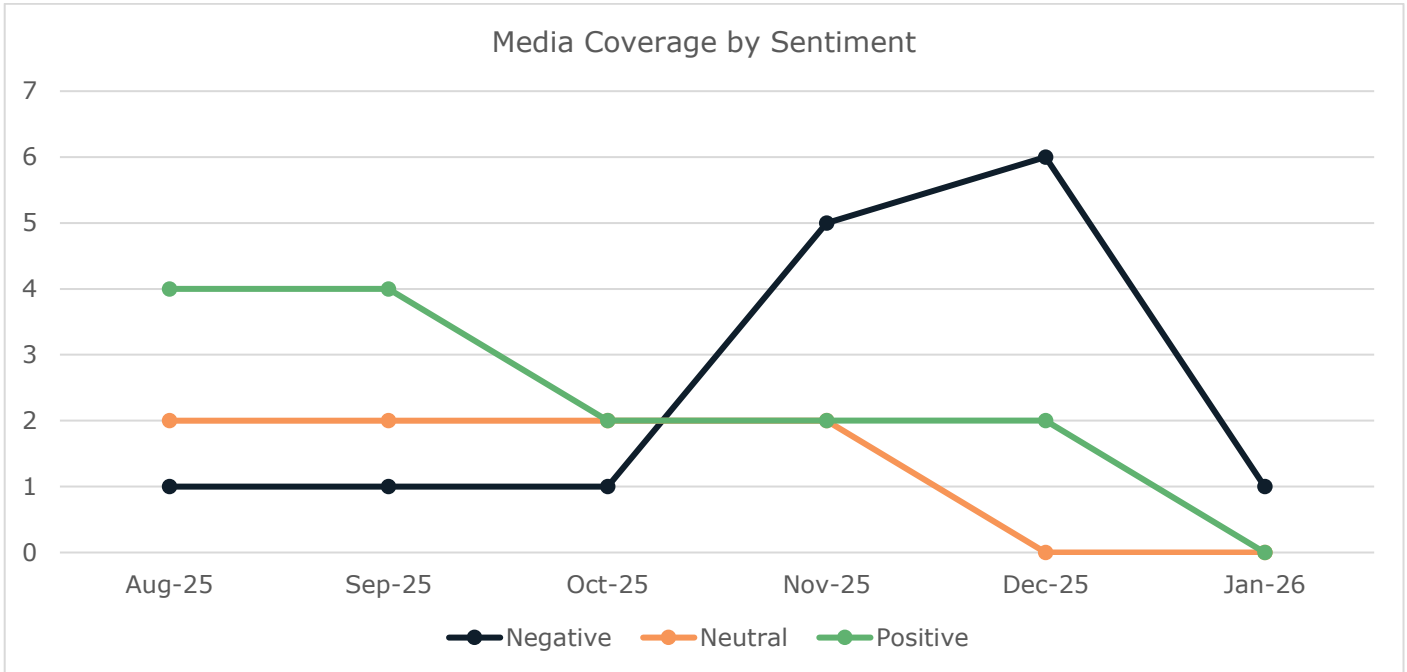
Stuart Downing
Director Corporate and Governance

1 Public Relations and Stakeholder Engagement

1.1 Marketing and Communications

1.1.1 Media

Media Coverage



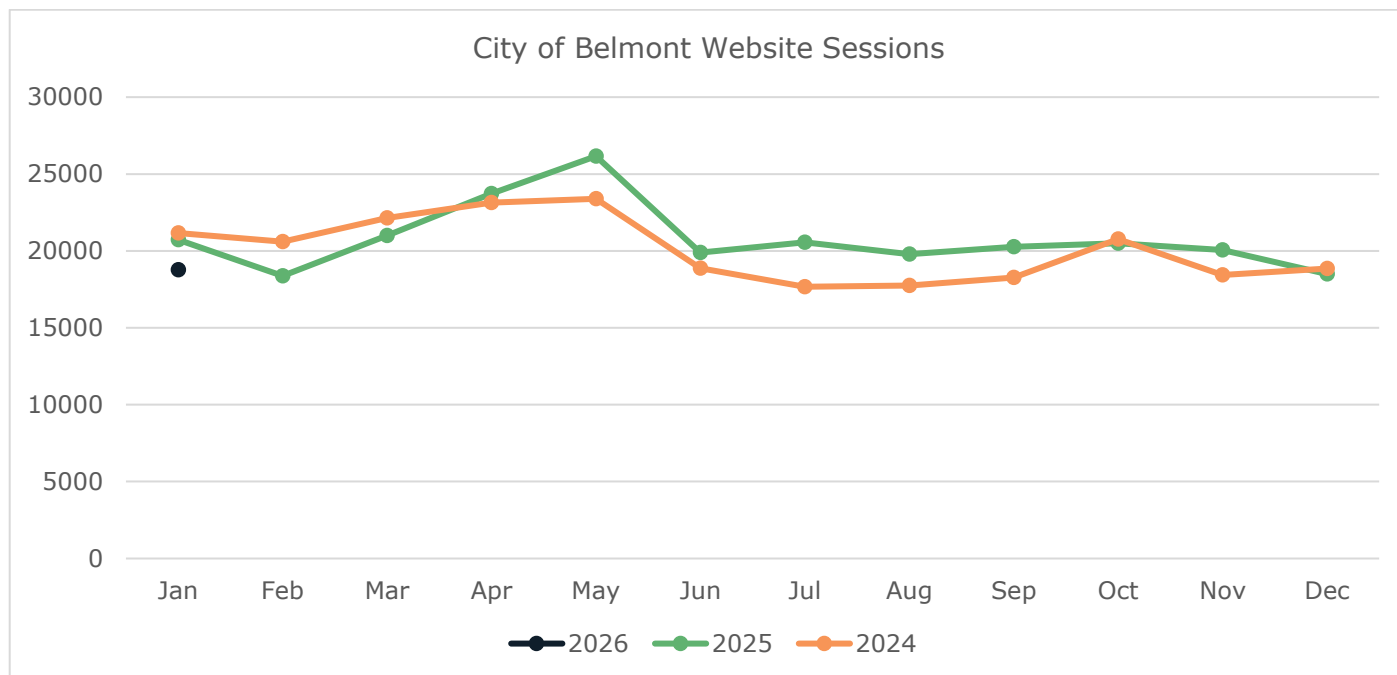
Sentiment	Aug 25	Sep 25	Oct 25	Nov 25	Dec 25	Jan 26
Negative	1	1	1	5	6	1
Neutral	2	2	2	2	0	0
Positive	4	4	2	2	2	0

An overview of media coverage during January 2026 is below:

Date	Outlet	Type	Headline	Sentiment
1 Jan	PerthNow	Online	More than 20 motions presented at City of Belmont annual meeting despite being labelled 'waste of time'	Negative

1.1.2 Website

The following graph tracks the City's website performance year on year.



Metric	Aug 25	Sep 25	Oct 25	Nov 25	Dec 25	Jan 26
Engaged Sessions	19,788	20,266	20,491	20,054	18,497	18,767
Av engagement time per active user	0:42	1:20	1:02	0:56	0:50	0:48

The following pages were the most visited in January 2026 (excluding the homepage):

- Local maps – 3,971 views
- Bulk bins, drop-off days on demand – 2,071 views
- Ruth Faulkner Library and Belmont Museum – 1,617 views

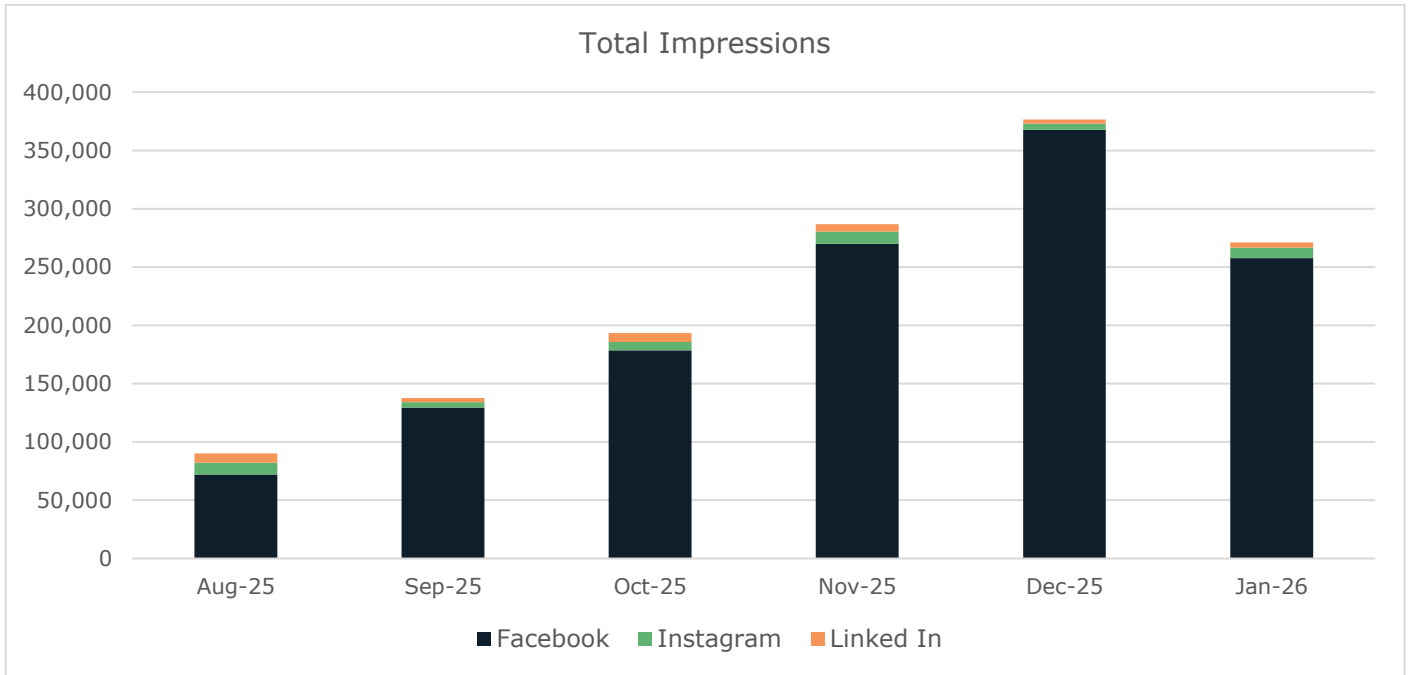
1.

The following terms were the most searched in January 2026:

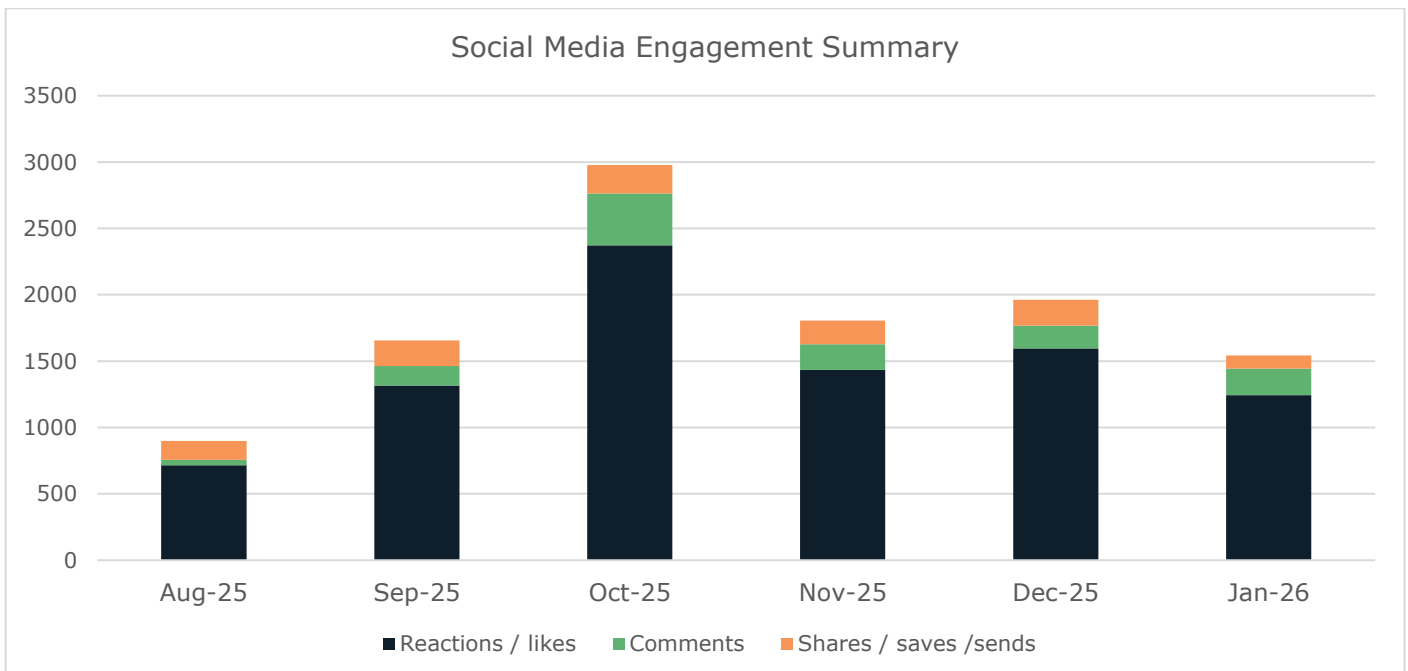
- Busy things – 55 views
- 2000 – 21 views
- Intramaps – 21 views

1.1.3 Social Media

Performance












Channel	Aug 25	Sep 25	Oct 25	Nov 25	Dec 25	Jan 26
Facebook	72,170	129,517	178,566	270,017	367,791	257,591
Instagram	9,907	4,632	7,129	10,397	5,138	9,040
LinkedIn	7,956	3,611	7,756	6,316	3,468	4,485



Notes:

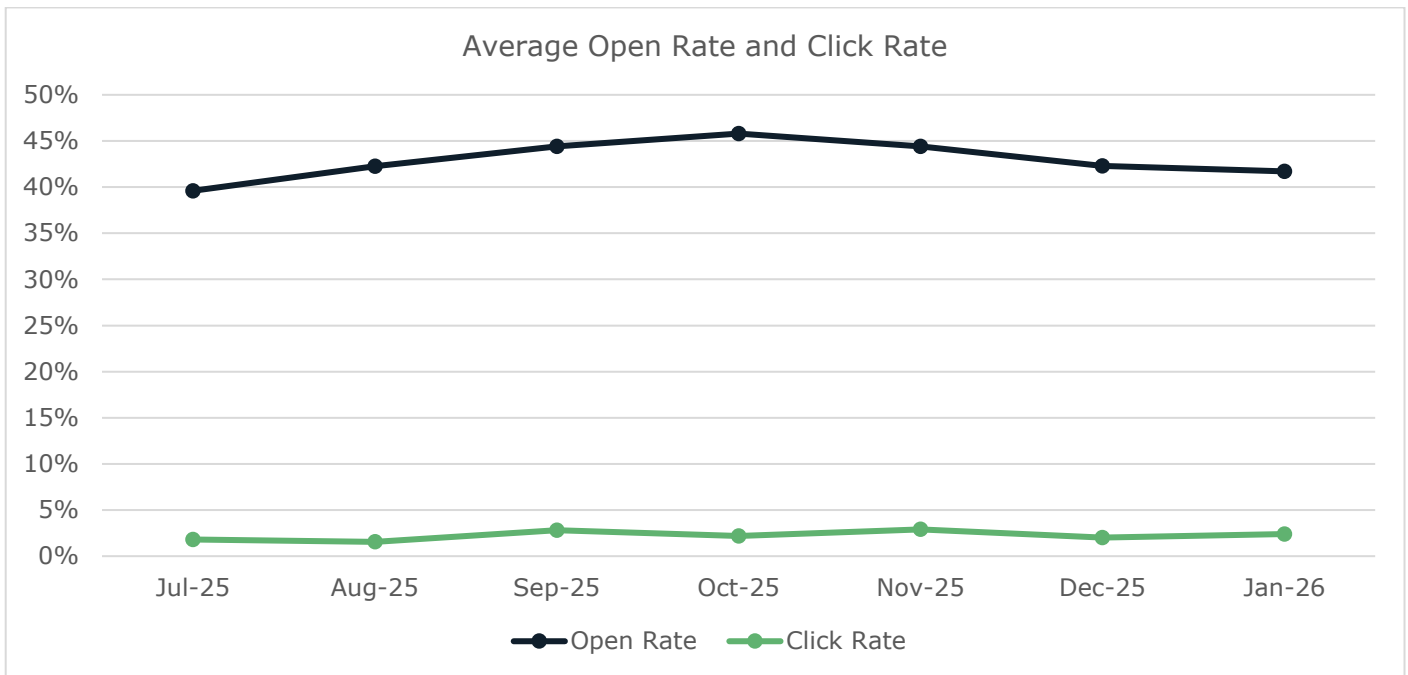
- Above statistics reflect organic and boosted posts on the City’s social media profiles.
- Impressions are the total number of times a post is visible on user’s social media feed.

Top performing posts in November 2025 (highest engagements)

Facebook	Instagram	Linked In
 <p>Local History Photographic Competition 260 engagements</p>	 <p>Local History Photographic Competition 145 engagements</p>	 <p>Local History Photographic Competition 474 engagements</p>
 <p>Adachi Student Delegation 147 public engagement</p>	 <p>Signal Hill reel 73 engagements</p>	 <p>Playground renewals 411 engagements</p>
 <p>Community Service Award – Ron Young</p>	 <p>Belmont Museum reel 66 engagements</p>	 <p>Job Skills Workshop 89 engagements</p>

1.1.4 Email

The following graph tracks the average open rate and click rate of emails sent over the past 6 months:



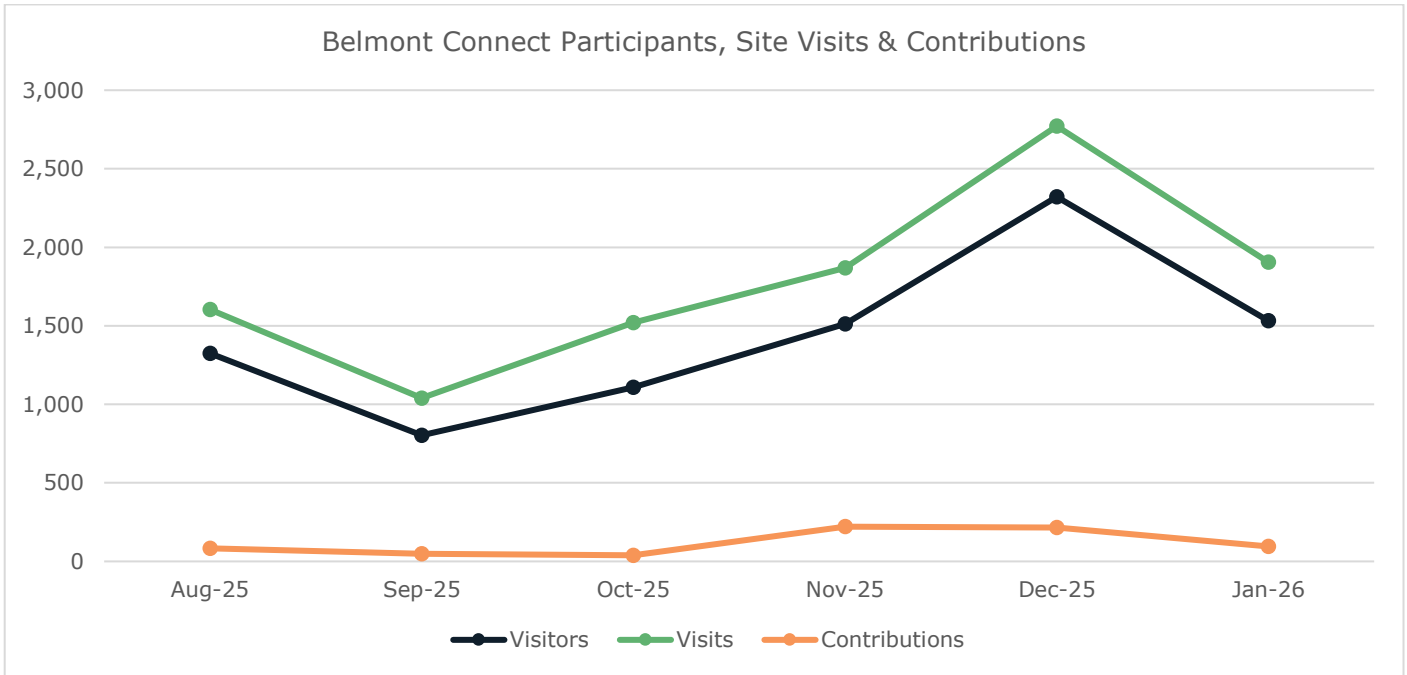
Metric	Aug 25	Sep 25	Oct 25	Nov 25	Dec 25	Jan 26
Open rate	42.25%	44.4%	45.8%	44.4%	42.3%	41.7%
Click rate	1.55%	2.8%	2.2%	2.9%	2%	2.4%

A summary of email newsletters sent during November 2025:

Date	Topic	Recipients	Open rate	Click rate
7 Jan	Belmont Blockbusters	12,281	39.4%	2.1%
15 Jan	BeNews	12,321	46.9%	3.5%
27 Jan	Library and Museum News	13,511	43.2%	1.9%
29 Jan	BeNews	12,284	36.8%	2%

1.1.5 Belmont Connect

Belmont Connect is the City’s engagement platform. The following graph tracks the website’s performance over the past 6 months:



Metric	Aug 25	Sep 25	Oct 25	Nov 25	Dec 25	Jan 26
Visitors	1,324	803	1,109	1,512	2,321	1,532
Visits	1,604	1,040	1,520	1,869	2,771	1,906
Contributions	83	48	39	221	215	96

Top projects in January 2026:

Local History Photographic Competition
 Enter your photo for a chance to win a \$500 cash prize.
[Learn more →](#)

Local History Photographic Competition
 312 visits

Wilson Park Precinct
 A major upgrade for this iconic facility, home to a range of recreational and community-based activities.
[Learn more →](#)

Wilson Park Precinct
 257 visits

Belvidere Streetscape Revitalisation Project
 We're reviewing the design and function of the Belvidere Street Shopping Precinct, with a key focus on pedestrian spaces, transport, access and activity.
[Learn more →](#)

Belvidere Streetscape Revitalisation Project
 163 visits

1.2 Civic Functions

1.2.1 Completed Functions in November

Event	Date	Location	Attendees	Satisfaction Rating
Citizenship Ceremony	Friday 23 January	The Glasshouse	300	9.3/10



1.2.2 Upcoming Functions

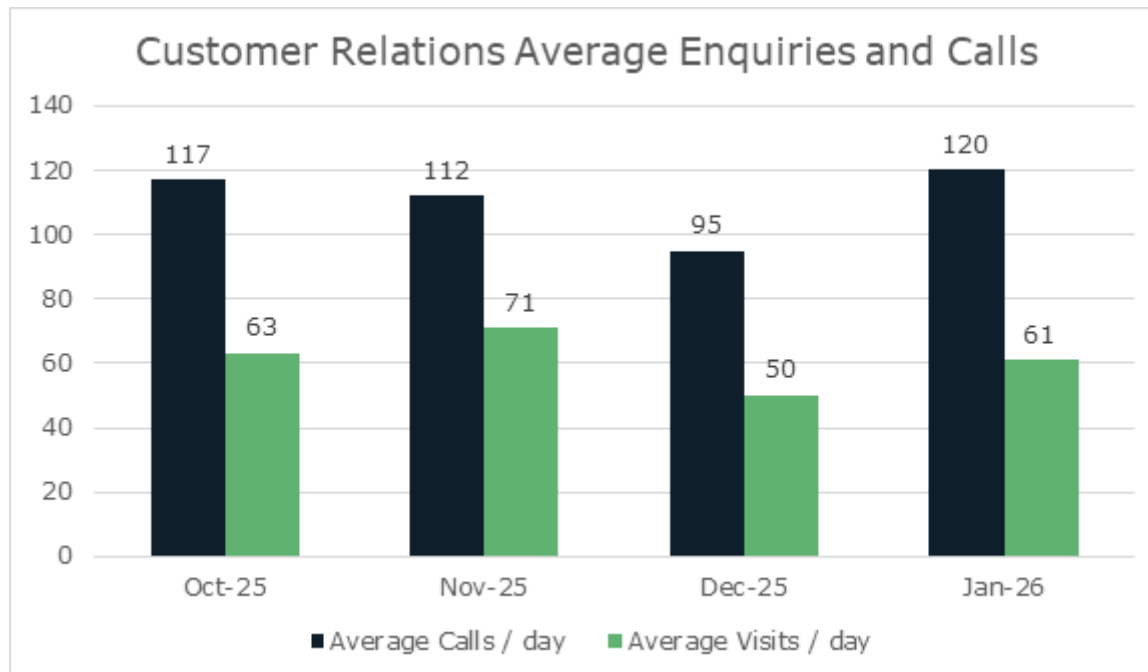
Event	Date	Location
Citizenship Ceremony	Friday 13 March	The Glasshouse
Mayoral Race Day	Saturday 11 April	Ascot Racecourse
ANZAC Dawn Service	Saturday 25 April	Faulkner Park War Memorial
Citizenship Ceremony	Friday 29 May	The Glasshouse
Pioneers Luncheon	Saturday 20 June	The Glasshouse
Citizenship Ceremony	Friday 10 July	The Glasshouse
Citizenship Ceremony	Friday 18 September	The Glasshouse
Citizenship Ceremony	Friday 13 November	The Glasshouse
Civic Dinner	Saturday 5 December	The Glasshouse

1.3 Customer Relations

In 2025/2026 the Customer Relations team, comprising front counter and switchboard functions, joined the PR & Stakeholder Engagement Department.

1.3.1 Switchboard and Front Counter Enquiries

The following graph tracks the average number of visits to reception and calls through the switchboard per day.



Details	Oct 25	Nov 25	Dec 25	Jan 26
Average calls / day	117	112	95	120
Average visits / day	63	71	50	61

2 Finance

2.1 Information Report from the Manager Finance

2.1.1 Aged Debtor Listing to 31 December 2026

(Please refer to next page)

2.1.2 Sundry Debtors

The next Sundry Debtors report will be provided for the period ending 31 March 2026 in the April Information Report'

3 Governance, Strategy and Risk

3.1 Information Report from the Manager Governance and Legal

3.1.1 Common Seal Report

COMMON SEAL REGISTER 1/12/2025 – 31/12/2025			
Date	SEAL (ECM)	Address	Details
11/12/25	6078802	Lot 3 (8) Kennerly St Cloverdale	Temporary Withdrawal of Caveat
9/12/25	6077896	Faulkner Park Retirement Village Unit 17	Lease
5/12/25	6076559	18 Oats St Kewdale	Notification under Section 70A